



Vista

**OWNER'S MANUAL
ADDENDUM**



Dear New Four Winns Boat Owner:

First of all Four Winns would like to take this opportunity to welcome you to our Four Winns family!

Due to marketplace demands, dealer requests and standards preset by the marine industry, Four Winns has changed some of our product line accordingly. The biggest change has resulted in designator changes to certain 2002/2003 boat models. This designator change allows Four Winns to be more competitive in today's marketplace yet without sacrificing quality or value to our customers. Below we have included a matrix that indicates the new designations to help clarify the designator changes for model year 2002/2003:

2001 DESIGNATORS	2002/2003 DESIGNATORS	2001 DESIGNATORS	2002/2003 DESIGNATORS
N/A	170 FREEDOM IO*	210 HORIZON IO	220 HORIZON IO
N/A	180 FREEDOM IO**	230 HORIZON IO	240 HORIZON IO
170 HORIZON LE IO	170 HORIZON IO (N/A-03)	N/A	205 SUNDOWNER
170 HORIZON LE OB	170 HORIZON OB (N/A-03)	N/A	225 SUNDOWNER
180 HORIZON LE IO	180 HORIZON IO (2002 ONLY)	N/A	245 SUNDOWNER
180 HORIZON LE OB	180 HORIZON OB (2002 ONLY)	214 FUNSHIP I/O	214 FUNSHIP I/O
N/A	180 HORIZON IO (NEW-2003)	234 FUNSHIP I/O	234 FUNSHIP I/O
180 HORIZON IO	190 HORIZON IO	254 FUNSHIP IO	264 FUNSHIP IO
190 HORIZON IO	200 HORIZON IO	338 VISTA INBOARD	348 VISTA INBOARD
200 HORIZON IO	210 HORIZON IO (N/A-03)	*Base model 170 Horizon.	
N/A	210 HORIZON IO (NEW-2003)	**Base model 180 Horizon.	
SPECIAL NOTE: If the 2002/2003 boat model is not included in listing above, the boat designator did not change.			

Using the matrix above you can identify the model that pertains to your current model Four Winns. In general the manual included in your owner's packet is model specific for your Four Winns boat with the exception of the designator change. There have been some additional changes besides just designators that we have incorporated in an addendum to assist you. The manual and addendum, used in conjunction, are intended to provide you with a basic understanding of safety and operations of your boat. Please read them carefully before operating your boat. We believe that you will find our manuals comprehensive and extremely helpful.

Again, please read the current manual and your owner's manual addendum carefully. Many instructions may require direct performance of the activity to fully understand the correct method. If you choose to read the owner's manual and addendum at home, please remember to take them to the boat with you. The manual and addendum will acquaint you with the use and maintenance of your new Four Winns. These manuals provide special information critical to the safety of the passengers, and longevity of the equipment.

Four Winns continually strives to improve its products. Unit specifications, including standard and optional equipment are constantly being modified. Equipment availability is also subject to change. The most current and accurate information available at the time of publication will be included in the owner's manual addendum. Some variation in equipment, description, location, and details could result.

Equipment such as engines and other accessories are manufactured by others. The information provided in this manual is intended to be used in conjunction with the information provided by the manufacturers of this equipment. All information available at the time of manufacture is included with your owner's packet.

Your Four Winns dealer knows your boat best and is interested in your complete satisfaction. Return to the dealer for service or other assistance. If you have any questions or need assistance please contact Four Winns Customer Service by any number of the following ways:

Four Winns Customer Service Department
925 Frisbie Street
Cadillac, Michigan 49601
231-775-1343 (Phone)
231-779-2345 (FAX)
E-Mail Address: boating@fourwinns.com

Please be sure to include the boat model, serial number, your daytime telephone number, and specifics of the information desired when contacting us.

Thank you for joining our Four Winns family. We appreciate your purchase and welcome the opportunity to demonstrate our commitment to you.

Sincerely,

Four Winns Customer Service Department

TO: FOUR WINNS BOAT OWNERS

FROM: FOUR WINNS CUSTOMER SERVICE DEPARTMENT

SUBJECT: FARIA DEPTH SOUNDER OPERATION INSTRUCTIONS

MODELS AFFECTED: ALL MODELS WITH FARIA DEPTH SOUNDERS

Dear Four Winns Boat Owner:

Below you will find the operation instructions for the Faria depth sounder. Please contact Four Winns Customer Service at 231-775-1343 if you have any questions or need further assistance.

General Description:

1. The depth finder will read to 199ft. or the corresponding number of meters or fathoms. If the reading is less than 19.9 ft, meters or fathoms, 1/10th increments will be displayed. If the reading is more than 19.9ft, all readings will be in whole numbers.
2. The depth finder has an audible and LCD displayed depth alarm with adjustable shallow and deep limits and a depth below keel offset feature. These settings once made are stored in memory and will remain even if the battery is disconnected.

Operation:

1. **Power on.** The depth sounder will activate automatically when the power to it is initially turned on. You do not have to press the combination "ON / OFF MODE" keypad. The LCD will illuminate showing the depth and will also show the type of units selected, feet (FT), meters (M), or fathoms (F). To turn the depth sounder off, press and hold the "ON / OFF MODE" keypad for 4 seconds. Pressing the "ON / OFF MODE" keypad again will reactivate the unit.

NOTE: The instrument is designed to have the internal LED lighting remain on as long as power is supplied even if the unit is turned "off" at the keypad.

2. **Depth alarm.** Shallow mode: Pressing the "ON / OFF MODE" keypad again displays the "SH" shallow depth alarm setting. This is the shallowest water that will activate the alarm. Press and hold the up or down arrow keypads to adjust the reading to the desired depth.

Deep mode: Pressing the "ON / OFF MODE" keypad again displays the "DP" deep depth alarm setting. This is the deepest water that will activate the alarm. Press and hold the up or down arrow keypads to adjust the reading to the desired depth. When the shallow depth setting is read by the depth sounder, the "SH" will flash on the LCD and the audible alarm will sound rapidly. When the deep depth setting is read by the depth sounder, the "DP" will flash on the LCD and the audible alarm will sound at 2 beeps per second.

NOTE: To fully deactivate an alarm, reset it to zero. Pressing the "ON / OFF MODE" keypad temporarily deactivates the alarm. To reactivate the alarm press the "ON / OFF MODE" keypad until the depth reading appears.

3. **Keel offset.** Pressing the "ON / OFF MODE" keypad again displays the "KL" keel offset setting. This can be set so that the depth sounder either shows the depth below the keel or the depth below the transducer. Press the up or down arrow keypads to adjust the reading to the desired depth no more than 19.9 ft. For example if the bottom of the keel is 2 feet below the transducer and you want the depth sounder to read the depth below the keel, the display should be adjusted to read 2.0 FT.

NOTE: Once a keel offset is programmed, the shallow and deep alarms will be activated by the depth below the keel.

4. **Units.** Pressing the "ON / OFF MODE" keypad again displays "Un" on the LCD indicating the units mode. Press either the up or down arrow keypads to set the units desired to feet (FT), meters (M), or fathoms (F). These units once set, will remain the same for all modes. Pressing the "ON / OFF MODE" keypad again returns the depth sounder to normal operation.



WARRANTY AND SERVICE

D - 1 FOUR WINNS® WARRANTY POLICY

The Four Winns Winning Edge™ Owner Protection Plan, provides the new Four Winns purchaser with one of the most comprehensive corporate commitments in the marine industry today. The Four Winns Owner Protection Plan defines the warranty coverage on all units manufactured by Four Winns. It thoroughly describes the warranty policies and those procedures to be followed to obtain warranty coverage. Review the Four Winns Owner Protection Plan and limited warranty statements carefully.

All engines utilized in the Four Winns® product are warranted by the engine manufacturer. Your Four Winns dealer is authorized to repair your engines and will work closely with the engine manufacturer to resolve any problems you have.

D - 2 DECK/HULL STRUCTURE WARRANTY

Each unit manufactured by Four Winns is encompassed by a separate warranty providing specific coverage on the deck/hull structure. The Four Winns Owner Protection Plan thoroughly describes this coverage.

D - 3 WARRANTY REGISTRATION

A Four Winns Warranty Registration Card is attached to the Four Winns Owner Protection Plan statement. Your Four Winns dealer is responsible for completing and mailing the warranty card at the time of purchase. This is the sole basis for establishing proof of ownership of the boat and corresponding warranty validation. Registration of the boat and engines with the manufacturer is required by the Federal Boat Safety Act of 1971.

Other equipment manufacturers also require that their products be registered with the respective companies. Warranty registration cards are provided in the owner's information packet.

D - 4 TRANSFER OF WARRANTY

Four Winns confidence in the product and our warranty commitments can extend after the original purchaser may choose to move on to a new boat. The remainder of the Four Winns warranty coverage is transferable to the second owner of the boat for a fee. The warranty may be transferred only once. Registration of the second owner is required and the amount of the transfer fee is \$250.00. Transfer of the remainder of the warranty must occur within five (5) years of the original retail sale. The transfer fee must be paid within fifteen (15) days of purchase of the used boat by check, money order or cashier's check payable to Four Winns. We will notify the appropriate engine manufacturer of the engine warranty transfer. The Four Winns Owner Protection Plan thoroughly describes the action required to transfer warranty coverage.

D - 5 PRE-OWNED UNIT REGISTRATION

Section D-4 Transfer of Warranty discusses the need to properly register the purchase of a pre-owned boat with Four Winns in order to transfer applicable warranty coverage.

Purchasers of all Pre-Owned Four Winns® models, regardless of the decision to transfer warranty coverage, are encouraged to register ownership with Four Winns. To register ownership of a "Pre-Owned Four Winns® boat," provide Four Winns with your name, address, daytime phone number, purchase date, and hull serial number of the boat purchased. The hull serial number plate is permanently affixed to the starboard side of the transom.

Registration of a Pre-Owned Four Winns® boat does not extend or in any way affect or modify the specific terms of the Four Winns Owner Protection Plan or Limited Warranties.

We provide this service to the purchasers of Pre-Owned Four Winns® boats in the interest of better boating. Four Winns welcomes every purchaser of a Four Winns® boat, new or used, to our family.



D - 6 INSURANCE COVERAGE

One of your responsibilities as a new boat owner is to acquire proper insurance protection. Insurance should include comprehensive and general liability coverage appropriate to your financial needs. Please contact your local agent for assistance on insurance coverage.

D - 7 SERIAL NUMBER RECORD

The manufacturer, model, and serial number of major components are recorded during the assembly of each Four Winns® boat. Two copies of this completed form are included at the end of this section. One copy should be removed and kept by the dealer in his records. This can assist the dealer in processing warranty claims, or obtaining necessary information. The second copy should be kept in this owners manual.

D - 8 PRE-DELIVERY SERVICE

Four Winns makes every effort to deliver your boat in “turn key” condition to the dealer. The process of transporting and handling the boat necessitates certain inspections and adjustments prior to delivery to you. Also, various aspects of operation must be checked and adjusted immediately prior to final delivery and use.

The selling Four Winns dealer must perform this thorough review of the boat and its numerous systems during the commissioning or “dealer pre-delivery service” of the craft.

A Four Winns Pre-Delivery Inspection Form is part of the Warranty Registration Card. It lists the many items encompassed by the pre-delivery service previously described. The dealer is to check off the items as they are completed, and complete the form as indicated providing specific performance related information appropriately.

Your Four Winns dealer will sign the Pre-Delivery Inspection Form of the Warranty Registration Card upon completion of the work. You will also be asked to sign the Pre-Delivery Inspection Form upon accepting delivery of the boat. You are to retain the two copies marked “Boat Owner”. Your dealer is to retain the copy marked “Dealer copy” for his records. The Manufacturer’s copy is to be mailed to the Four Winns Customer Service Department.

D - 9 REPLACEMENT PARTS

Four Winns dealers are equipped with a Four Winns Parts Manual that details the components of each model and their appropriate part numbers. Many Four Winns dealers inventory common replacement components.

In addition, Four Winns maintains specific records on the components used in the manufacture of each unit and makes a concerted effort to maintain components specifically to fill replacement part needs.

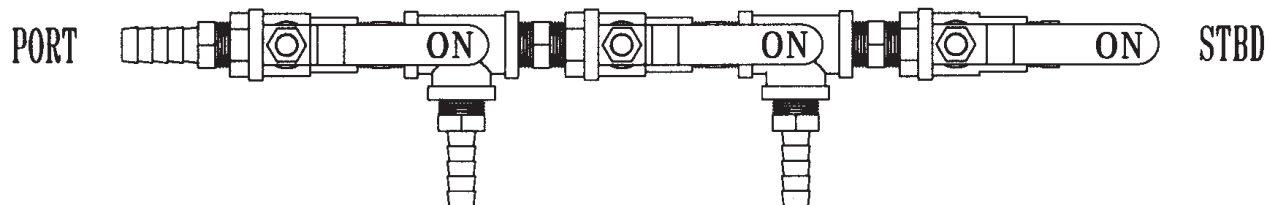
The Four Winns dealer from whom you purchased your boat is in the best position to meet your needs. If the dealer does not have the needed item, the dealer has the capability, through direct contact with the Four Winns Customer Service Department, to obtain it quickly. Four Winns will only sell replacement parts to established Four Winns dealers. If you relocate and cannot find a Four Winns dealer close to you, contact the Four Winns Customer Service Department for information on the nearest dealer in your area.

D - 10 WINNGEAR™

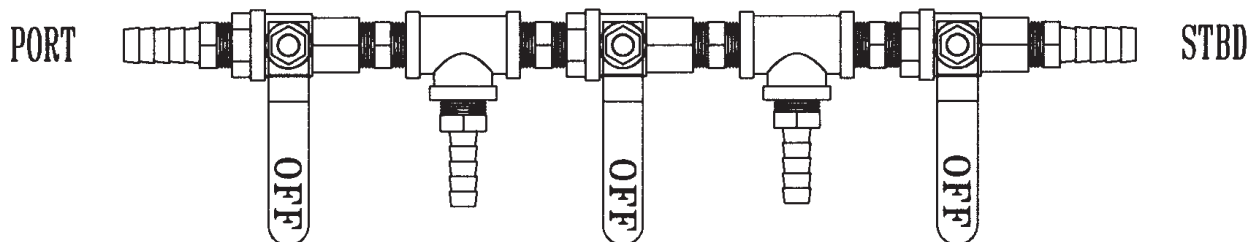
Show your colors! Four Winns offers a complete line of sports clothing designed to complement your new boat. Your Four Winns dealer has a complete catalog and pricing.

298/328/348 VISTA FUEL VALVE REVISION
(NOTE: GENERATOR OPTION HAS SEPARATE FUEL PICK-UP.)

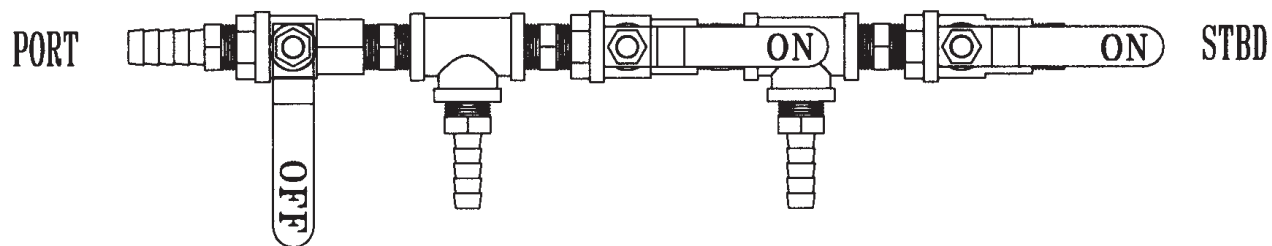
PORT ENGINE AND STARBOARD ENGINE DRAWING FROM BOTH FUEL TANKS.



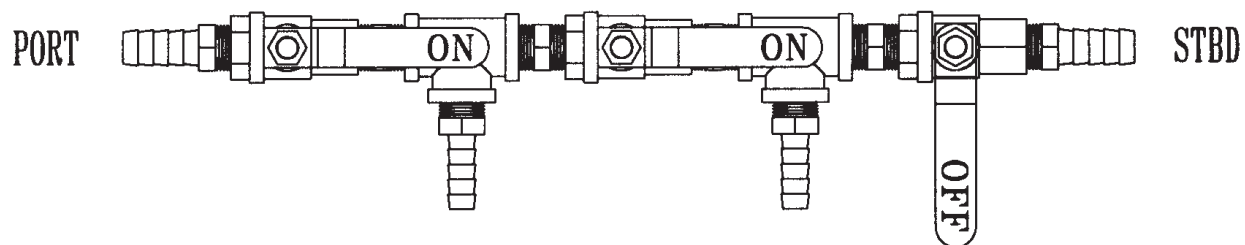
FUEL SYSTEM COMPLETELY CLOSED.



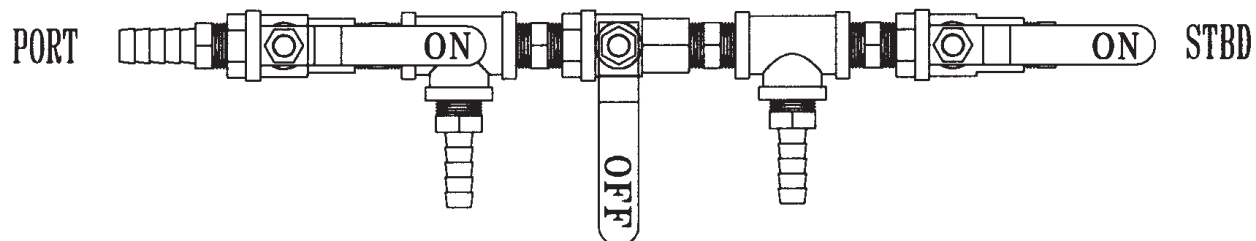
PORT ENGINE AND STARBOARD ENGINE DRAWING FROM STARBOARD FUEL TANK.



PORT ENGINE AND STARBOARD ENGINE DRAWING FROM PORT FUEL TANK.



- 1) PORT ENGINE DRAWING FROM PORT FUEL TANK.
- 2) STARBOARD ENGINE DRAWING FROM STARBOARD FUEL TANK.





FOUR WINNS®

EXPERIENCE THE DIFFERENCE

248 VISTA®

Even a cruiser can be easy-going.

248 Vista®. Dependable. Comfortable. And trailerable.

STANDARDS & OPTIONS

What many boat manufacturers consider optional, Four Winns® considers essential to your boating fun. That's why you'll find so many premium features standard on every Four Winns. It's the common denominator that's uncommon in today's marine market. Comparison shoppers: Take note. No one offers a more complete boating package. See the Extra Value Standard Features highlighted in blue throughout the following listings.

HULL/DECK

- 100% **Armorcote® gel coat**
- Anchor line locker, access w/lid
- Balsa-cored hull sides and deck
- Bow anchor roller
- Bow rails, welded one-piece, one-inch stainless steel
- Bow and stern eyes, stainless steel
- Cleats (6), bolted, 8"
- Deck hatch, translucent w/screen
- Designators, dome-style
- Dockside power inlet, stainless steel, port
- Drain plug, brass-threaded
- Engine compartment ventilators, color-coordinated
- Fill caps, stainless steel (water, fuel and waste)
- Horn, trumpet
- Gel band color choices: Navy, Red, Green, Dune or Black
- Navigation lighting
- Port lites (4), opening w/screens
- Rub rail, rigid white vinyl w/stainless steel insert
- Shower, aft
- Skid-resistant swim platform, fore-deck, walk-thru and cockpit floor
- Stable-Vee® hull
- Stainless steel thru-hull fittings
- Swim ladder, concealed
- **Swim platform, extended**
- Transom door, walk-thru
- Transom storage locker
- Trim tabs, hydraulic
- NMMA certification
- Meets applicable USCG regulations and ABYC standards

COCKPIT

- **Aquaflex™ vinyl**
- Battery switch
- Beverage holders (6)
- Cabin door, acrylic w/screen
- Cockpit carpet, 40 oz., lay-in
- Cockpit courtesy lighting
- **Cockpit table**
- Cooler, 36 qt. carry-on
- Engine room hatch(es)
- Fiberglass cockpit liner, self-bailing
- Seating

- Double-wide adjustable helm w/flip-up bolster
- U-shape stern seating w/pleated backrest
- Speakers, Sony® (2)
- Stereo remote w/display
- Stern assist rail, stainless steel
- Storage
 - Beneath helm seat
 - Side wall
 - Transom locker
- Walk-thru windshield
- **Windshield wiper, starboard**

HELM

- **Compass**
- Dash, burlwood trim, includes space for GPS and VHF
- Instrumentation w/gold bezels: **Depth sounder w/shallow water alarm**, fuel gauge, oil pressure, speedometer, tachometer, temperature gauge, trim gauge and volt meter
- Receptacle - 12VDC @ helm
- Single lever binnacle control w/tilt/trim switch
- **Steering, tilt wheel**
 - Four-spoke
 - Woodgrain accents

ENGINE COMPARTMENT

- Automatic bilge pump
- Battery charger/converter (20 amp)
- Color-coded wiring w/chafe protection
- Electric bilge blower
- Electric fuel-sending unit
- Insulated engine compartment
- Power trim and tilt
- Shower sump pump
- Water heater (6 gallon)

CANVAS

- **Camper canvas - bimini top, front connector, side and aft curtains**
- Stainless steel top hardware

SPECIFICATIONS

LOA W/SWIM PLATFORM	26'2" / 7.98 M
LOA W/OUT SWIM PLATFORM	23'10" / 7.27 M
BEAM	8'6" / 2.55 M
BRIDGE CLEARANCE	6'9" / 2.06 M
DEADRISE	17°
DRAFT - DRIVE DOWN	36" / 91 CM
FUEL CAPACITY	70 GAL / 265 L
POTABLE WATER CAPACITY	16 GAL / 60 L
HOLDING TANK - WASTE	16 GAL / 60 L
APPROX. BOAT & ENGINE WEIGHT	5,930 to 5,970 LBS / 2,690 to 2,710 KG

CABIN

- Cabin entry, port
- Cabin panel, 110 VAC / 12VDC (220 VAC - int'l)
- Cabin runner, Sunbrella
- Carpet, lay-in
- **CO monitors**
- Fiberglass floor
- Headliner, easy clean
- Interior décor choices
 - Pebble Beach Bronze
 - Siesta Key Sand
 - Traverse Bay Blue
- Lighting
 - 12VAC overhead lighting
 - Receptacles, 110 VAC / 12 VDC (220 VAC - int'l)
- **Stereo, Sony® AM/FM, CD player w/2 speakers, removable face and remote at helm**
- **Throw pillows**
- V-berth
 - Large U-shaped dining area
 - Under seat storage
- V-berth mirror

GALLEY AREA

- Electric stove, 1-burner, flush-mounted
- Galley cabinetry, woodgrain
- **Generous counter space w/flip-up extension**
- **Microwave, 110VAC, (220VAC - int'l)**
- Polished, granite-look countertop
- Receptacles (2), 110VAC / 12VDC (220VAC - int'l)
- Refrigerator, dual voltage, 110VAC / 12VDC (220VAC - int'l)
- Storage, upper and lower enclosed storage w/positive latch system

HEAD & SHOWER AREA

- Fiberglass enclosed stand-up head
- Head door, woodgrain, locking w/mirror
- **Head, porcelain w/holding tank**
- Lighting, overhead
- Medicine storage area
- Port lite, opening, w/screen
- Receptacle, 110VAC (220VAC - int'l)
- Sink and vanity
- Vanity mirror

MID CABIN

- Berth access, wide opening
- Lighting, directional, wall-mounted
- Privacy curtain
- Storage, hanging locker, (2) enclosed w/doors
- Window, opening, w/screen

OPTIONS

- Air conditioning/heater (5,000 BTU)
- CCB Gel Band
- CD changer, 6-disc
- Convenience package:
 - Fire extinguishing system, gas vapor detector, hour meter, remote spot/flood light shower, aft
- Deck sunpads
- Engine flush-out kit
- Fire extinguisher systems
- Gas vapor system
- Grey water system w/holding tank
- Head, overboard discharge
- Head, porcelain, freshwater
- Head, Vacu-Flush
- Hour meter
- Light, spot/flood remote
- Navigational Package 1
 - Raytheon VHF-53
 - Raytheon 300-GPS
- Prop, stainless (exchange SX only)
- Remote oil filter

- Seat cushion, aft fill-in
- Stereo remote at swim platform
- Stove, alcohol/electric
- Tank level indicators
- TV/DVD player w/flat screen
- CE certification

CANVAS OPTIONS

- Cockpit cover

TRAILER OPTIONS

- Tandem axle trailer w/disc brakes, surge
- Tandem disc brakes, surge
- Galvanized trailer
- Spare tire and wheel
- Spare tire and wheel, aluminum or galvanized
- Wheel, aluminum

POWER OPTIONS

- **Volvo Penta® Stern drives**
 - 5.0 GXI/DP 270 hp
 - 5.7 Gi/DP 280 hp
 - 5.7 GXI/DP 320 hp
- **MerCruiser® Stern drives**
 - 5.0 MPI Bravo III 260 hp
 - 350 MPI Bravo III 300 hp
 - MX 6.2 Bravo III 320 hp



FOUR WINNS®
EXPERIENCE THE DIFFERENCE

268 VISTA®

Where every day is casual day.

The boat with everything, except an alarm clock.

STANDARDS & OPTIONS

What many boat manufacturers consider optional, Four Winns® considers essential to your boating fun. That's why you'll find so many premium features standard on every Four Winns. It's the common denominator that's uncommon in today's marine market. Comparison shoppers: Take note. No one offers a more complete boating package. See the Extra Value Standard Features highlighted in blue throughout the following listings.

HULL/DECK

- 100% Armorcote® gel coat
- Anchor line locker, access w/lid
- Balsa-cored hull sides and deck
- Bow anchor roller
- Bow rails, welded one-piece, one-inch stainless steel
- Bow and stern eyes, stainless steel
- Cleats (6), bolted, 8"
- Deck hatch, translucent w/screen
- Designators, dome-style
- Dockside power inlet, port stainless steel
- Drain plug, brass-threaded
- Engine compartment ventilators, color-coordinated
- Fill caps, stainless steel (water, fuel and waste)
- Gel band color choice: Navy, Red, Green, Dune or Black
- Horn, trumpet
- Navigation lighting
- Port lites (4), opening w/screens
- Rub rail, rigid white vinyl w/stainless steel insert
- Shower, aft, hot/cold
- Skid-resistant swim platform, fore-deck, walk-thru and cockpit floor
- Stable-Vee® hull
- Stainless steel thru-hull fittings
- Swim ladder, concealed
- Swim platform, extended
- Transom door, walk-thru
- Transom storage locker
- Trim tabs, hydraulic
- NMMA certification
- Meets applicable USCG regulations and ABYC standards

COCKPIT

- Aquaflex™ vinyl
- Battery management system w/isolated engine start and ship's system circuits
- Beverage holders
- Cabin door, acrylic w/screen
- Cockpit carpet, 40 oz., lay-in
- Cockpit courtesy lighting
- Cockpit table
- Cooler, 36 qt. carry-on
- Engine room hatch(es)

- Fiberglass cockpit liner, self-bailing
- Seating
 - Double-wide adjustable helm w/flip-up bolster
 - U-shape stern seating w/pleated backrest
- Speakers, Sony® (2)
- Stereo remote w/display
- Stern assist rail, stainless steel
- Storage
 - Side wall
 - Transom locker
 - Under helm seat
- Walk-thru windshield
- Windshield wiper, starboard

HELM

- Compass
- Dash, includes space for GPS and VHF
- Instrumentation w/gold bezels: Depth sounder w/shallow water alarm, fuel gauge, oil pressure, speedometer, tachometer, temperature gauge, trim gauge and volt meter
- Instrument panel, burlwood
- Power trim and tilt
- Receptacle - 12VDC at helm
- Single lever binnacle control
- Steering, tilt wheel
 - Four-spoke
 - Woodgrain accents

ENGINE COMPARTMENT

- Automatic bilge pump
- Batteries, dual
- Battery charger/converter (20 amp)
- Color-coded wiring w/chafe protection
- Electric bilge blower
- Electric fuel-sending unit
- Forward cabin bilge pump
- Insulated engine compartment
- Shower sump pump
- Water heater (6 gallon)

CANVAS

- Camper canvas: bimini top, front connector, side and aft curtains attaches to optional radar arch
- Stainless steel top hardware

SPECIFICATIONS

LOA W/SWIM PLATFORM	28'2" / 8.59 M
LOA W/OUT SWIM PLATFORM	25'8" / 7.88 M
BEAM	8'6" / 2.59 M
BRIDGE CLEARANCE WITH ARCH	10'6" / 3.20 M
DEADRISE	17°
DRAFT - DRIVE DOWN	39" / 99 CM
FUEL CAPACITY	85 GAL / 321 L
POTABLE WATER CAPACITY	21 GAL / 79 L
HOLDING TANK - WASTE	21 GAL / 79 L
APPROX. BOAT & ENGINE WEIGHT	6,600 to 6,820 LBS / 2,990 to 3,090 KG

CABIN

- Cabin entry, port
- Cabin height, 6'0" (6'0" @ V-berth)
- Cabin panel, 110VAC / 12VDC (220VAC - int'l)
- Cabin runner, Sunbrella
- Carpet, lay-in
- CO monitors
- Fiberglass floor
- Headliner, easy clean
- Interior décor choices
 - Pebble Beach Bronze
 - Siesta Key Sand
 - Traverse Bay Blue
- Lighting
 - 12VAC overhead lighting throughout
- Receptacle, 110VAC (220VAC - int'l)
- Stereo, Sony® AM/FM, CD player w/2 speakers, removable faceplate and remote w/display at helm
- Throw pillows
- V-berth
 - Large U-shaped dining area
 - Under seat storage
- V-berth mirror

GALLEY AREA

- Electric stove, 1-burner, flush-mounted
- Galley cabinetry, woodgrain
- Generous counter space w/flip-up extension
- Microwave, 110VAC (220VAC - int'l)
- Polished, granite-look countertop
- Receptacle (1), 110VAC (220VAC - int'l)
- Refrigerator, dual voltage, 110VAC / 12VDC (220VAC - int'l)

- Storage, upper and lower enclosed storage w/positive latch system

HEAD & SHOWER AREA

- Fiberglass enclosed stand-up head
- Head door, woodgrain, locking w/mirror
- Head, porcelain w/holding tank
- Lighting, overhead
- Medicine storage area
- Port lite, opening, w/screen
- Receptacle, 110VAC (220VAC - int'l)
- Sink and vanity
- Vanity mirror
- Berth access, wide opening
- Lighting, overhead
- Privacy curtain
- Storage, hanging locker
- Window, opening, w/screen

OPTIONS

- Air conditioning/heater (5,000 Btu)
- CCB Gel Band
- CD changer, 6-disc
- Convenience package: Deck sunpads, fire extinguishing system, gas vapor detector, hour meter and remote spot/flood light
- Deck sunpads
- Engine flush-out kit
- Fire extinguishing system
- Gas vapor detector
- Generator 5 kw @ 110VAC, 4 kw @ 220VAC (includes air conditioning/heater (NA w/grey water system))
- Grey water system w/holding tank
- Head, overboard discharge
- Head, porcelain, fresh water
- Head, Vacu-Flush
- Hour meter

- Light, spot/flood remote
- Navigational Package 1
 - Raytheon VHF-53
 - Raytheon 300-GPS
- Radar arch
- Remote oil filter (standard on 8.1 Gi engine)
- Seat cushion, aft fill-in
- Stereo remote at swim platform
- Stove, alcohol/electric
- Tank level indicators
- TV/DVD player w/flat screen
- Windlass w/rope, chain and anchor
- CE certification

CANVAS OPTION

- Cockpit cover

TRAILER OPTIONS

- Tandem axle trailer w/disc brakes, surge
- Tandem disc brakes, surge
- Galvanized trailer
- Spare tire and wheel
- Spare tire and wheel, aluminum or galvanized
- Wheel, aluminum

POWER OPTIONS

- Volvo Penta® Sterndrives
 - 5.7 Gi/DP 280 hp
 - 5.7 GXi/DP 320 hp
 - 8.1 Gi/DP 375 hp
- MerCruiser® Sterndrives
 - 350 MPI Bravo III 300 hp
 - MX 6.2 Bravo III 320 hp
 - 496 MG Bravo III 375 hp



FOUR WINNS®
EXPERIENCE THE DIFFERENCE

298 VISTA®

Have a family reunion...every Saturday.
Get together. Get away. Get a 298 Vista.®

STANDARDS & OPTIONS

What many boat manufacturers consider optional, Four Winns® considers essential to your boating fun. That's why you'll find so many premium features standard on every Four Winns. It's the common denominator that's uncommon in today's marine market. Comparison shoppers: Take note. No one offers a more complete boating package. See the Extra Value Standard Features highlighted in blue throughout the following listings.

HULL/DECK

- 100% Armorcote® gel coat
- Anchor line locker, access w/lid
- Balsa-cored hull sides and deck
- Bow platform w/anchor roller
- Bow rails, welded one-piece, one-inch stainless steel
- Bow and stern eyes, stainless steel
- Cleats (6), bolted, 10"
- Deck hatches (3), translucent w/screens
- Designators, dome-style
- Dockside power inlet, transom storage
- Dockside telephone line inlet, transom storage
- Dockside water inlet, transom storage
- Drain plug, brass-threaded
- Engine compartment ventilators, color-coordinated
- Fiberglass molded deck toe rail
- Fill caps, stainless steel (water, fuel and waste)
- Horn, dual trumpet
- Navigation lighting
- Port lites (6), opening w/screens
- Radar arch, aluminum w/cockpit lights, wire chase and grab handles
- Rub rail, rigid white vinyl w/stainless steel insert
- Shower, aft, hot/cold
- Skid-resistant swim platform, fore-deck, walk-around, walk-thru, bow platform and cockpit floor
- Spotlight, remote
- Stainless steel thru-hull fittings
- Stable-Vee® hull
- Swim ladder, concealed
- Swim platform, extended
- Transom door, walk-thru, acrylic
- Transom locker, shore power access, fender storage
- Trim tabs, hydraulic
- Windlass w/foot controls, rope, chain and anchor
- NMMA yacht certification
- Meets applicable USCG regulations and ABYC standard

COCKPIT

- Aquaflex™ vinyl
- Battery management system w/isolated engine start and ship's system circuits
- Beverage holders (7)

- Cabin door, acrylic w/screen
- Cockpit carpet, 40 oz., lay-in
- Cockpit courtesy lighting
- Cockpit table
- Engine room hatch(es)
- Entertainment center
 - Corian® countertop
 - Icebox
 - Sink
- Fiberglass cockpit liner, self-bailing
- Seating
 - Double-wide adjustable helm
 - Driver's side w/flip-up bolster
 - U-shape stern seating w/pleated backrest and fill-in cushion
- Speakers, Sony® (5), w/10" subwoofer
- Stereo remote w/display
- Stern assist rail, stainless steel
- Storage
 - Beneath helm seat
 - Beneath port lounge
 - Port and starboard side walls
- Walk-thru windshield
- Windshield wipers, port and starboard

HELM

- Compass
- Dash, includes space for GPS, VHF and radar
- Dual engine binnacle controls w/tilt/trim switches
- Instrumentation w/gold bezels:
 - Depth sounder w/shallow water alarm, fuel gauge, oil pressure, speedometer, tachometer, temperature gauge, trim gauge and volt meter
- Instrument panel, burlwood
- Receptacles, (1@helm) 110VAC / 12VDC (220VAC - int'l)
- Steering, tilt wheel
 - Four-spoke
 - Woodgrain accents

ENGINE COMPARTMENT

- Automatic bilge pump
- Batteries (3)
- Battery charger/converter (30 amp)
- Color-coded wiring w/chafe protection
- Electric bilge blower
- Electric fuel-sending units
- Fire extinguishing system
- Forward cabin bilge pump
- Gas vapor detector
- Hour meters

SPECIFICATIONS

LOA W/SWIM PLATFORM	31'0" / 9.45 M
LOA W/OUT SWIM PLATFORM	28'0" / 8.54 M
BEAM	10'6" / 3.20 M
BRIDGE CLEARANCE WITH ARCH	9'0" / 2.74 M
DEADRISE	19°
DRAFT - DRIVE DOWN	39" / 99 CM
FUEL CAPACITY	140 GAL / 527 L
POTABLE WATER CAPACITY	30 GAL / 113 L
HOLDING TANK - WASTE	30 GAL / 113 L
APPROX. BOAT & ENGINE WEIGHT	10,100 to 10,400 LBS / 4,580 to 4,720 KG

- Insulated engine compartment
- Power trim and tilt
- Remote oil filters
- Twin aluminum fuel tanks w/crossover system
- Water heater (10.5 gallon)

CANVAS

- Camper canvas, attaches to radar arch
 - Color choices: Navy, Red, Green, Dune or Black
- Stainless steel top hardware

CABIN

- Air conditioning/heater (10,000 BTU)
- Cabin entry, centered
- Cabin height, 6'1" (6'0" @V-berth)
- Cabin panel, 110VAC / 12VDC (220VAC - int'l)
- Cabin runner, Sumbrella
- Carpet, lay-in
- CO monitors
- Dinette
 - Converts to berth
 - Large U-shaped dining area
 - Under seat storage
- Fiberglass floor
- Forward berth
 - Privacy curtain
 - Raised berth
 - Under berth storage
- Headliner, easy clean
- Interior décor choices
 - Pebble Beach Bronze
 - Siesta Key Sand
 - Traverse Bay Blue
- Lighting
 - Forward berth, overhead lighting
 - Multi-zone lighting system
 - Salon, overhead lighting
- Receptacles (4), 110VAC (220VAC - int'l)
- Stereo, Sony® AM/FM, CD player w/4 speakers, removable faceplate and remote w/display at helm
- Telephone jack connection
- Throw pillows

- V-berth fitted sheets
- V-berth mirror

GALLEY AREA

- Cabinets
 - Woodgrain
 - Positive latch system
- Coffee maker
- Electric stove, 2-burner, flush-mounted
- Generous counter space
- Lighting, under cupboard, overhead
- Microwave, 110VAC, (220VAC - int'l)
- Polished, granite-look countertop w/sink cover/cutting board
- Receptacles (2), 110VAC / 12VDC (220VAC - int'l)
- Refrigerator, dual voltage, 110VAC / 12VDC (220VAC - int'l)
- Storage, generous upper and lower enclosed storage
- Trash receptacle

HEAD & SHOWER AREA

- Fiberglass enclosed stand-up head w/shower curtain
- Head door, woodgrain, locking w/mirror
- Head, porcelain, w/holding tank
- Head, Vacu-Flush system
- Lighting, overhead
- Port lite, opening, w/screen
- Power ventilation
- Receptacle, 110VAC (220VAC - int'l)
- Sink w/Corian® countertop
- Tank level indicators, potable water and waste
- Vanity mirror

MID CABIN

- Access, wide opening
- Lighting, overhead
- Privacy curtain
- Seating
 - Storage beneath seats
 - U-shaped, converts to generous-sized bed

- Storage
 - Hanging locker w/adjustable shelves, cedar-lined
 - Side wall cabinet
- Window, opening, w/screen

OPTIONS

- CCB Gel Band
- CD changer, 6-disc
- Deck sunpads
- Engine flush-out
- Gel band, two-tone
 - Color choices: Navy, Red, Green, Dune or Black
- Generator 5kw @110VAC, 4 kw @220VAC
- Grey water (30 gallon) w/indicator
- Head, overboard discharge
- Icemaker, cockpit
- Navigational package 1
 - Raytheon VHF-215
 - Raytheon 300-GPS
- Refrigerator, cockpit
- Stereo remote at swim platform
- Stove, alcohol/electric
- TV/DVD player w/flat screen and antenna
- V-berth inner spring mattress
- CE certification

CANVAS OPTION

- Cockpit cover

POWER OPTIONS

- Volvo Penta® Inboards
 - Twin KAD 32/DPS 159 hp each
 - Twin 5.0 GXI/SX 270 hp each
 - Twin 4.3 GXI/DP 225 hp each
 - Twin 5.0 GXI/DP 270 hp each
 - Twin 5.7 GI/DP 280 hp each
- MerCruiser® Sterndrives
 - Twin 4.3 MPI Bravo III 220 hp each
 - Twin 5.0 MPI Bravo III 260 hp each



FOUR WINNS®
EXPERIENCE THE DIFFERENCE

328 VISTA®

35' of prime waterfront property.

Vacation home. Private island. No reservations necessary.

STANDARDS & OPTIONS

What many boat manufacturers consider optional, Four Winns® considers essential to your boating fun. That's why you'll find so many premium features standard on every Four Winns. It's the common denominator that's uncommon in today's marine market. Comparison shoppers: Take note. No one offers a more complete boating package. See the Extra Value Standard Features highlighted in blue throughout the following listings.

HULL/DECK

- 100% Armorcote® gel coat
- Anchor line locker, access w/lid
- Balsa-cored hull sides and deck
- Bow platform w/anchor roller
- Bow rails, welded one-piece, one-inch stainless steel
- Bow and stern eyes, stainless steel
- Cleats (6), bolted, 10"
- Deck hatches (3), translucent w/screens
- Designators, dome-style
- Dockside power inlet, transom storage
- Dockside telephone line inlet, transom storage
- Dockside water inlet, transom storage
- Drain plug, brass-threaded
- Engine compartment ventilators, color-coordinated
- Fiberglass molded deck toe rail
- Fill caps, stainless steel (water, fuel and waste)
- Horn, dual trumpet
- Light, spot/flood, remote
- Navigation lighting
- Port lites (6), opening w/screens
- Radar arch, aluminum w/cockpit lights, wire chase and grab handles
- Rub rail, rigid white vinyl w/stainless steel insert
- Shower, aft, hot/cold
- Skid-resistant swim platform, fore-deck, walk-around, walk-thru, bow platform and cockpit floor
- Stable-Vee® hull
- Stainless steel thru-hull fittings
- Swim ladder, concealed
- Swim platform, extended
- Transom door, walk-thru, acrylic
- Transom locker, integrated fender storage, shore power access and additional storage
- Trim tabs, hydraulic
- Windlass w/foot controls, rope, chain and anchor
- NMMA yacht certification
- Meets applicable USCG regulations and ABYC standards

COCKPIT

- Aquaflex™ vinyl
- Battery management system w/isolated engine start and ship's system circuits
- Beverage holders
- Cabin door, acrylic w/screen
- Cockpit carpet, 40 oz., lay-in
- Cockpit courtesy lighting
- Cockpit table

- Engine room hatch(es)
- Entertainment center
 - Corian® countertop
 - Icebox
 - Sink
- Fiberglass cockpit liner, self-bailing
- Ice maker
- Seating
 - Double-wide adjustable helm
 - Driver's side w/flip-up bolster
 - Port lounge, 2-person
 - U-shape stern seating w/pleated backrest and fill-in cushion
- Speakers, Sony® (5), w/ 10" subwoofer
- Stereo remote w/display
- Stern assist rail, stainless steel
- Storage
 - Beneath helm seat
 - Beneath port lounge
 - Port and starboard side walls
- Walk-thru windshield w/grab handle
- Windshield wipers, port and stbd

HELM

- Compass
- Dash, includes space for GPS, VHF and radar
- Dual engine binnacle controls w/tilt/trim switches
- Instrumentation w/gold bezels:
 - Depth sounder w/shallow water alarm, fuel gauge, oil pressure, speedometer, tachometer, temperature gauge, trim gauge and volt meter
- Instrument panel, burlwood
- Receptacles, (2@helm) 110VAC / 12VDC (220VAC - int'l)
- Steering, tilt wheel
 - Four-spoke
 - Leather wrapped
 - Woodgrain accents

ENGINE COMPARTMENT

- Automatic bilge pump
- Batteries (3) w/switch
- Battery charger/converter (30 amp)
- Color-coded wiring w/chafe, protection
- Electric bilge blower
- Electric fuel-sending units
- Fire extinguishing system
- Forward cabin bilge pump
- Gas vapor detector
- Hour meters
- Insulated engine compartment

SPECIFICATIONS

LOA W/SWIM PLATFORM	35'1" / 10.7 M
LOA W/OUT SWIM PLATFORM	32'11" / 10.0 M
BEAM	11'9" / 3.58 M
BRIDGE CLEARANCE WITH ARCH	9'2" / 2.80 M
DEADRISE	19°
DRAFT - DRIVE DOWN	39" / 99 CM
FUEL CAPACITY	220 GAL / 832 L
POTABLE WATER CAPACITY	44 GAL / 166 L
HOLDING TANK - WASTE	30 GAL / 113 L
APPROX. BOAT & ENGINE WEIGHT	12,500 to 12,600 LBS / 5,670 to 5,710 KG

- Power trim and tilt
- Remote oil filters
- Twin aluminum fuel tanks w/crossover system
- Water heater (10.5 gallon)

CANVAS

- Camper canvas, attaches to radar arch
 - Color choices: Navy, Red, Green, Dune or Black
- Stainless steel top hardware

CABIN

- Air conditioning/heater (12,000 BTU)
- Cabin entry, centered
- Cabin height, 6'2" (6'0" @V-berth)
- Cabin panel, 110VAC / 12VDC (220VAC - int'l)
- Cabin runner, Sunbrella
- Carpet, lay-in
- CO monitors
- Dinette
 - Converts to berth
 - Large U-shaped dining area
- Under seat storage
- Fiberglass floor
- Forward berth
 - Hanging locker, cedar-lined
 - Privacy curtain
 - Raised berth
 - Under berth storage
- Headliner, easy clean
- Interior décor choices
 - Pebble Beach Bronze
 - Siesta Key Sand
 - Traverse Bay Blue
- Lighting
 - Courtesy floor lighting
 - Forward berth, overhead lighting
 - Multi-zone lighting system
 - Salon, overhead lighting
- Receptacles (4), 110VAC (220VAC - int'l)
- Stereo, Sony® AM/FM, CD player w(4) speakers, removable faceplate and remote w/display at helm
- TV/DVD player w/flt screen and antenna
- Telephone jack connection
- Throw pillows
- V-berth fitted sheets

- V-berth mirror
- Wooden blinds

GALLEY AREA

- Cabinets
 - Woodgrain
- Positive latch system
- Coffee maker
- Electric stove, 2-burner, flush-mounted
- Generous counter space
- Lighting, under cupboard, overhead
- Microwave, 110VAC, (220VAC - int'l)
- Polished, granite-look countertop w/sink cover/cutting board
- Receptacles (2), 110VAC / 12VDC (220VAC - int'l)
- Refrigerator, dual voltage, 110VAC / 12VDC (220VAC - int'l)
- Storage, generous upper and lower enclosed storage
- Trash receptacle

HEAD & SHOWER AREA

- Fiberglass enclosed stand-up head w/shower curtain
- Head door, woodgrain, locking w/mirror
- Head, porcelain, w/holding tank
- Head, Vacu-Flush system
- Lighting, overhead
- Port lite, opening, w/screen
- Power ventilation
- Receptacle, 110VAC (220VAC - int'l)
- Sink w/Corian® countertop
- Storage, vanity, upper compartment
- Tank level indicators, potable water and waste
- Vanity mirror

MID CABIN

- Access, wide opening
- Lighting, overhead
- Privacy curtain
- Seating
 - Storage beneath seats
 - U-shaped, converts to generous-sized bed
- Storage
 - Hanging locker w/adjustable shelves, cedar-lined
 - Side wall cabinet

- Table
- Window, opening, w/screen

OPTIONS

- Bulkhead w/doors, aft cabin
- CCB Gel Band
- CD changer, 6-disc
- Deck sunpads
- Engine flush-out
- Gel band, two-tone
 - Color choices: Navy, Red, Green, Dune or Black
- Polished, granite-look countertop w/sink cover/cutting board
- Generator 5kw @110VAC, 4 kw @220VAC
- Grey water (30 gallon) w/indicator
- Head, additional holding tank (30 gallon)
- Head, overboard discharge
- Navigational package 1
 - Raytheon VHF-215
 - Raytheon 300-GPS
- Navigational package 2
 - Raytheon VHF-215
 - Raytheon ST60 Depth
 - Raytheon RL72RC
 - Raytheon/GPS/Plotter
- Refrigerator, cockpit (exchange for icemaker)
- Stereo remote at swim platform
- Stove, alcohol/electric
- V-berth inner spring mattress
- CE certification

CANVAS OPTION

- Cockpit cover

POWER OPTIONS

- Volvo Penta® Inboards
 - Twin KAD 32/DPS 159 hp each
 - Twin 5.7 Gi/DP 280 hp each
 - Twin 5.7 GXI/DP 320 hp each
- MerCruiser® SternDrives
 - Twin 350 MPI Bravo III 300 hp each
 - Twin MX 6.2 320 hp each

348 VISTA



HULL AND DECK

- 100% Armorcote® gel-coat
- Anchor line locker, access w/lid
- Balsa-cored hull sides and deck
- Bow platform w/anchor roller
- Bow rails, welded one piece, one inch stainless steel
- Bow and stern eyes, stainless steel
- Chrome plated brass thru-hull fittings
- Cleats (6), bolted, 10"
- Deck hatches (3), translucent w/screens
- Designators, dome style
- Dockside power inlet, transom storage
- Dockside telephone line inlet, transom storage
- Dockside water inlet, transom storage
- Drain plug, brass threaded
- Engine compartment ventilators, color coordinated
- Fiberglass molded deck toe rail
- Fill caps, stainless steel (water, fuel and waste)
- Horn, dual trumpet
- Light, spot/flood, remote
- Navigation lighting
- Port lites (6), opening w/screens
- Radar arch, aluminum w/cockpit lights, wire chase and grab handles
- Rub rail, rigid white vinyl w/stainless steel insert
- Shower, aft, hot/cold
- Skid resistant on swim platform, foredeck, walk-around, walk-thru, bow platform and cockpit floor
- Stable-Vee® hull
- Swim ladder, concealed
- Swim platform, extended
- Transom door, walk-thru, acrylic
- Transom locker, integrated fender storage, shore power access and additional storage
- Trim tabs, hydraulic
- Windlass w/foot controls, rope, chain and anchor
- NMMA yacht certification
- Meets applicable USCG and ABYC standards

COCKPIT

- Aquaflex™ vinyl
- Battery management system w/isolated engine start and ship's system circuits
- Beverage holders
- Cabin door, acrylic w/screen
- Cockpit carpet, 40 oz., lay-in
- Cockpit courtesy lighting
- Cockpit table
- Compass
- Dash, includes space for GPS, VHF and radar
- Depth sounder
- Dual shift and throttle controls
- Engine room hatch(es)
- Entertainment center, Corian® counter top w/sink
- Fiberglass cockpit liner, self-bailing
- Ice maker
- Instrumentation w/gold bezels:
 - Depth sounder w/shallow water alarm, fuel gauge, oil pressure, speedometer, tachometer, temperature gauge, trim gauge and volt meter
- Instrument panel, burlwood
- Receptacles, 110VAC/12VDC (2 @ helm) (220VAC - int'l)
- Seating:
 - Double-wide adjustable helm
 - Drivers side w/flip-up bolster
 - Port lounge, 2 person
 - U-shape stern seating w/pleated backrest and fill-in cushion
- Speakers, Sony® (4)
- Steering, hydraulic
 - Four spoke
 - Leather wrapped
 - Woodgrain accents
- Stereo remote w/display
- Stern assist rail, stainless steel
- Storage:
 - Beneath helm seat
 - Beneath port lounge
 - Port and starboard side walls
- Walk-thru windshield w/grab handle
- Windshield wipers, port and starboard

CABIN

- Cabin entry, centered
- Cabin height, 6'2" (6'0" @ V-berth)
- Cabin panel, 110VAC / 12VDC (220VAC - int'l)
- Cabin runner, Sunbrella
- Carpet, lay-in
- C/O monitors
- Dinette:
 - Converts to berth
 - Large U-shaped dining area
 - Under seat storage
- Fiberglass floor
- Forward berth:
 - Hanging locker, cedar lined
 - Privacy curtain
 - Raised berth
 - Under berth storage
- Headliner, easy clean
- Interior décor choices:
 - Lake Tahoe Pine
 - Long Island Evening
 - Siesta Key Sand
 - Traverse Bay Blue
- Lighting:
 - Multi-zone lighting system
 - Courtesy floor lighting
 - Forward berth, overhead lighting
 - Salon, overhead lighting
- Receptacles (4), 110VAC (220VAC - int'l)
- Stereo, Sony® AM/FM CD player w/(4) speakers, removable face and remote w/display at helm
- TV/DVD player w/flat screen and antenna
- Telephone jack connection
- Throw pillows
- V-berth fitted sheets
- V-berth mirror

GALLEY AREA

- Cabinets:
 - Woodgrain
 - Positive latch system
- Coffee maker
- Electric stove, 2 burner, flush mounted
- Generous counter space
- Lighting, under cupboard, overhead
- Microwave, 110VAC, (220VAC - int'l)
- Polished, granite-look countertop w/sink cover/cutting board
- Receptacles(2), 110VAC / 12VDC (220VAC - int'l)
- Refrigerator, dual voltage, 110VAC / 12VDC (220VAC - int'l)
- Storage, generous upper and lower enclosed storage
- Trash receptacle

HEAD AND SHOWER AREA

- Fiberglass enclosed stand-up head w/shower curtain
- Head door, woodgrain, locking w/mirror
- Head, porcelain, w/holding tank
- Head, Vacu-Flush system
- Lighting, overhead
- Port lite, opening, w/screen
- Power ventilation
- Receptacle, 110VAC (220VAC - int'l)
- Sink w/Corian® counter top
- Storage, vanity, upper compartment
- Tank level indicators, potable water and waste
- Vanity mirror

MID CABIN

- Access, wide opening
- Lighting, overhead
- Privacy curtain
- Seating:
 - Storage beneath seats
 - U-shaped, converts to generous size bed
 - Storage:
 - Hanging locker w/adjustable shelves, cedar lined
 - Side wall cabinet
- Table
- Window, opening, w/screen

ENGINE COMPARTMENT

- Automatic bilge pump
- Batteries (3) w/switch
- Battery charger/converter (30 amp)
- Color-coded wiring w/chafe protection
- Electric bilge blower
- Electric fuel sending units
- Forward cabin bilge pump
- Insulated engine compartment
- Remote oil filters
- Twin aluminum fuel tanks w/crossover system
- Water heater (10.5 gallon)

CANVAS

- Camper canvas, attaches to radar arch
 - Color choices: Navy, red, green, dune or black
- Stainless steel top hardware

POWER OPTIONS*

- Volvo Penta® Inboards
 - Twin 5.7 Gi/DP 280 hp ea
 - Twin 5.7 GXI/DP 320 hp ea
- MerCruiser® Inboards
 - Twin 350 MPI 300 hp ea
 - Twin MX 6.2 320 hp ea
- Crusader® Inboards
 - Twin 5.7 MPI 320 hp ea

OPTIONS

- Air conditioning/heater (12,000 Btu)
- CD changer, 10-disc
- Convenience package:
 - CD changer 10 disc, deck sunpads, fire extinguishing system, gas vapor detector and hour meters
- Deck sunpads
- Engine flush-out
- European aft cabin bulkhead
- Fire extinguishing system
- Fresh water cooling
- Gas vapor detector
- Generator 5 kw @ 110VAC, 4 kw @ 220VAC
- Grey water (30 gallon) w/indicator
- Head, additional holding tank (30 gallon)
- Head, overboard discharge
- Hour meters
- Navigational package 1:
 - Raytheon VHF-210
 - Raytheon 300-GPS
- Navigational package 2:
 - Raytheon VHF-210
 - Raytheon ST60 Tridata
 - Raytheon RL72RC
 - Radar/GPS/Plotter
- Refrigerator, cockpit (exchange for icemaker)
- Spare shaft and propellers
- Stereo remote at swim platform
- Stove, alcohol/electric
- Two-tone gel-coat Color choices: Navy, red, green, dune or black
- V-berth inner spring mattress
- CE certification

CANVAS OPTIONS

- Cockpit cover

SPECIFICATIONS

LOA w/swim platform	35'7"/10.7 m
LOA w/o swim platform	33'5"/10.0 m
Beam	11'9"/3.58 m
Bridge clearance w/arch	9'2"/2.80 m
Deadrise	19°
Draft - drive down	39"/99 cm
Fuel capacity	220 gal/832 L
Potable water capacity	44 gal/166 L
Holding tank - waste	30 gal/113 L
Approx. boat & engine weights	13,000 to 13,400 lbs/5,900 to 6,080 kg



FOUR WINNS®
EXPERIENCE THE DIFFERENCE

378 VISTA®

The 378 Vista is destined to be a classic.
A timeless design, with the most modern conveniences.

STANDARDS & OPTIONS

What many boat manufacturers consider optional, Four Winns® considers essential to your boating fun. That's why you'll find so many premium features standard on every Four Winns. It's the common denominator that's uncommon in today's marine market. Comparison shoppers: Take note. No one offers a more complete boating package. See the Extra Value Standard Features highlighted in blue throughout the following listings.

HULL/DECK

- 100% Armorcote® gel coat
- Anchor line locker, access w/lid
- Balsa-cored hull sides and deck
- Bow platform w/anchor roller
- Bow rails, welded one-piece, one-inch stainless steel
- Bow and stern eyes, stainless steel
- Cleats (6), bolted, 10"
- Deck hatches (3), translucent w/screens
- Designators, dome-style
- Dockside cable TV inlet, transom storage
- Dockside power inlet, transom storage
- Dockside telephone line inlet, transom storage
- Dockside water inlet, with hose reel, transom storage
- Drain plug, brass-threaded
- Engine compartment ventilators, color-coordinated
- Fiberglass molded deck toe rail
- Fill caps, stainless steel (water, fuel and waste)
- Horn, dual trumpet
- Light, spot/flood, remote
- Navigation lighting
- Port lites (6), opening w/screens
- Radar arch, aluminum w/cockpit lights, wire chase and grab handles
- Rub rail, rigid white vinyl w/stainless steel insert
- Shower, aft, hot/cold
- Skid-resistant swim platform, fore-deck, walk-around, walk-thru, bow platform and cockpit floor
- Stable-Vee® hull
- Stainless steel thru-hull fittings
- Stereo remote at swim platform
- Swim ladder, concealed
- Swim platform, extended
- Swim platform courtesy lights
- Transom door, walk-thru, acrylic
- Transom locker, integrated fender storage, shore power access and additional storage
- Trim tabs, hydraulic
- Windlass w/foot controls, rope, chain and anchor
- NMMA yacht certification
- Meets applicable USCG regulations and ABYC standards

COCKPIT

- Aquaflex™ vinyl
- Battery management system w/isolated engine start and

- ship's system circuits
- Beverage holders
- Cabin door, acrylic w/screen
- Cockpit carpet, 40 oz., lay-in
- Cockpit courtesy lighting
- Cockpit table
- Engine room, electric lift hatch
- Entertainment center
 - Corian® countertop
 - Icemaker
 - Refrigerator
 - Sink
- Fiberglass cockpit liner, self-bailing
- Seating
 - Double-wide adjustable helm
 - Driver's side w/flip-up bolster
 - Port lounge, 2-person
 - U-shape stern seating w/pleated backrest and fill-in cushion
- Speakers, Sony® (5) w/10" subwoofer
- Stereo remote w/display
- Stern assist rail, stainless steel
- Storage
 - Beneath helm seat
 - Port and starboard side walls
- Walk-thru windshield w/grab handle
- Windshield wipers, port and starboard

HELM

- Compass
- Dash, includes space for GPS, VHF, radar and auto pilot
- Dual shift and throttle controls
- Instrumentation w/gold bezels: Depth sounder w/shallow water alarm, fuel gauge, oil pressure, tachometer, temperature gauge, trim gauge and volt meter
- Instrument panel, burlwood
- Receptacles, (2@helm) 110VAC / 12VDC (220VAC - int'l)
- Steering, hydraulic
 - Four-spoke
 - Leather wrapped
 - Tilt wheel
 - Woodgrain accents

ENGINE COMPARTMENT

- Automatic bilge pump
- Batteries (4) w/switch
- Battery charger/converter (50 amp)
- Color-coded wiring w/chafe protection
- Electric bilge blower
- Electric fuel-sending units
- Fire extinguishing system

SPECIFICATIONS

LOA W/SWIM PLATFORM	41'3" / 12.6 M
LOA W/OUT SWIM PLATFORM	37'9" / 11.5 M
BEAM	12'9" / 3.89 M
BRIDGE CLEARANCE WITH ARCH	11'6" / 3.51 M
DEADRISE	19°
DRAFT - DRIVE DOWN	42" / 107 CM
FUEL CAPACITY	300 GAL / 1,134 L
POTABLE WATER CAPACITY	66 GAL / 249 L
HOLDING TANK - WASTE	42 GAL / 159 L
APPROX. BOAT & ENGINE WEIGHT	18,000 to 19,500 LBS / 8,160 to 8,840 KG

- Fresh water cooling
- Gas vapor detector
- Generator 7.3 kw @ 110VAC, 6 kw @220VAC
- Generator, diesel 8 kw @ 110VAC, 6.5 kw @220VAC
- Hour meters
- Insulated engine compartment
- Lighted engine compartment
- Remote oil filters
- Twin aluminum fuel tanks w/crossover system
- Water heater (20 gallon)

CANVAS

- Camper canvas, attaches to radar arch
- Color choices: Navy, Red, Green, Dune or Black
- Stainless steel top hardware

CABIN

- Air conditioning/heater (16,000 BTU)
- Cabin entry, centered
- Cabin height, 6'2" (6'0" @V-berth)
- Cabin panel, 110VAC/12VDC (220VAC - int'l)
- Cabin runner, Sunbrella
- Carpet, lay-in
- Central vac
- CO monitors
- Dinette
 - Large U-shaped dining area
 - Under seat storage
- Fiberglass floor
- Forward berth
 - Hanging locker, cedar-lined
 - Privacy curtain
 - Raised berth
 - Under berth storage
- Forward cabin bilge pump
- Headliner, easy clean
- Interior décor choices
 - Pebble Beach Bronze
 - Siesta Key Sand
 - Traverse Bay Blue
- Lighting
 - Courtesy floor lighting
 - Forward berth, overhead lighting
 - Multi-zone lighting system

- Salon, overhead lighting
- Receptacles (4), 110VAC (220VAC - int'l)
- Stereo, Sony® AM/FM, CD changer (6 disc) w/4 speakers, removable face-plate and remote w/display at helm
- TV/DVD player w/flat screen and antenna / main cabin
- TV, flipdown, V-berth
- Telephone jack connection
- Throw pillows
- V-berth fitted sheets
- V-berth inner spring mattress
- V-berth mirror
- Wooden blinds

GALLEY AREA

- Cabinets
- Positive latch system
- Woodgrain
- Coffee maker
- Electric stove, 2-burner, flush-mounted
- Generous counter space
- Lighting, under cupboard, overhead
- Microwave, 110VAC, (220VAC - int'l)
- Polished, granite-look counter-top w/sink cover/cutting board
- Receptacles (2), 110VAC / 12VDC (220VAC - int'l)
- Refrigerator, dual voltage, 110VAC / 12VDC (220VAC - int'l)
- Storage, generous upper and lower enclosed storage
- Trash receptacle

HEAD & SHOWER AREA

- Fiberglass enclosed standup head
- Head door, woodgrain, locking w/mirror
- Head, porcelain, w/holding tank
- Head, Vacu-Flush system
- Lighting, overhead
- Port lite, opening, w/screen
- Power ventilation
- Receptacle, 110VAC (220VAC - int'l)
- Separate shower w/door
- Sink w/Corian® countertop
- Storage, vanity, upper compartment
- Tank level indicators, potable water and waste
- Vanity mirror

MID CABIN

- Access, wide opening
- Couch, converts to bed with power assist
- Lighting, overhead
- Privacy curtain
- Storage
 - Beneath seats
 - Hanging locker, cedar-lined
 - Side wall cabinet
- Table
- Window, opening, w/screen

OPTIONS

- Bulkhead w/doors, aft cabin
- CCB Gel Band
- Deck sunpads
- Gel band, two-tone
- Color choices: Navy, Red, Green, Dune or Black
- Grey water (30 gallon) w/indicator
- Head, overboard discharge
- Navigational package 1
 - Raytheon VHF-215
 - Raytheon ST60 depth
 - Raytheon RC520 GPS / chart plotter
- Navigational package 2
 - Raytheon VHF-215
 - Raytheon ST60 depth
 - Raytheon RL74RC
 - Raytheon ST6001 auto pilot
- Spare shaft and propellers
- Stove, alcohol/electric

CANVAS OPTION

- Cockpit cover

POWER OPTIONS

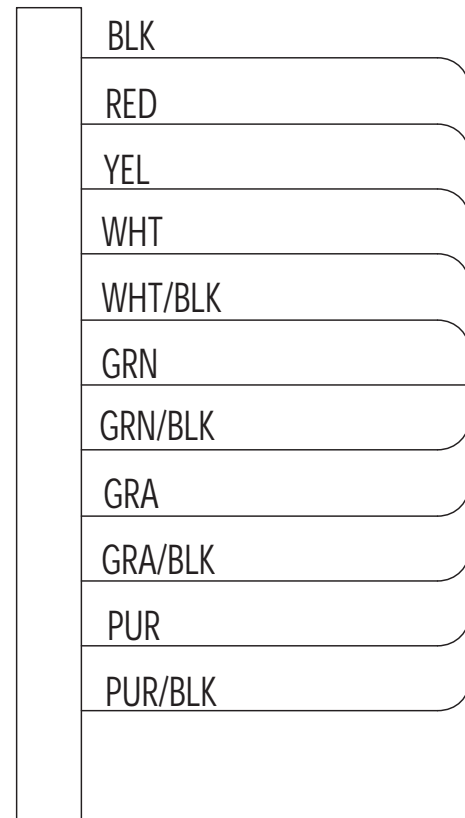
- Volvo Penta® Inboards
 - Twin 8.1 Gi 375 hp each
 - Twin 8.1 GXI 420 hp each
- MerCruiser® Inboards
 - Twin 8.1 S 370 hp each
 - Twin 8.1 S HO 420 hp each
- Volvo Penta® Diesel Inboards
 - Twin TAMD 63P 370 hp each
- Caterpillar® Diesel Inboards
 - Twin 3126E 385 hp each

FOUR WINNS PARTS LIST

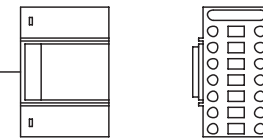
ITEM	PART NUMBER	QUANTITY	DESCRIPTION	FUNCTION	MANUFACTURER
	028-0390	3	PIN,UMNL,18-14	41	AMP
	028-1036	8	PIN,UMNL,24-18	57	AMP
J04	028-0448	1	RECEPT,UMNL,12 CKT	STEREO ADAPTOR	AMP
S01	027-1823	1	SONY STEREO HARNESS	SONY STEREO	SONY

J04
STEREO
12P

- STEREO RET 1
- STEREO 2
- STEREO MEMORY 3
- LEFT FRONT SPKR 4
- LEFT FRONT SPKR RET 5
- LEFT REAR SPKR 6
- LEFT REAR SPKR RET 7
- RIGHT FRONT SPKR 8
- RIGHT FRONT SPKR RET 9
- RIGHT REAR SPKR 10
- RIGHT REAR SPKR RET 11
- NOT USED 12



S01
SONY STEREO HARNESS

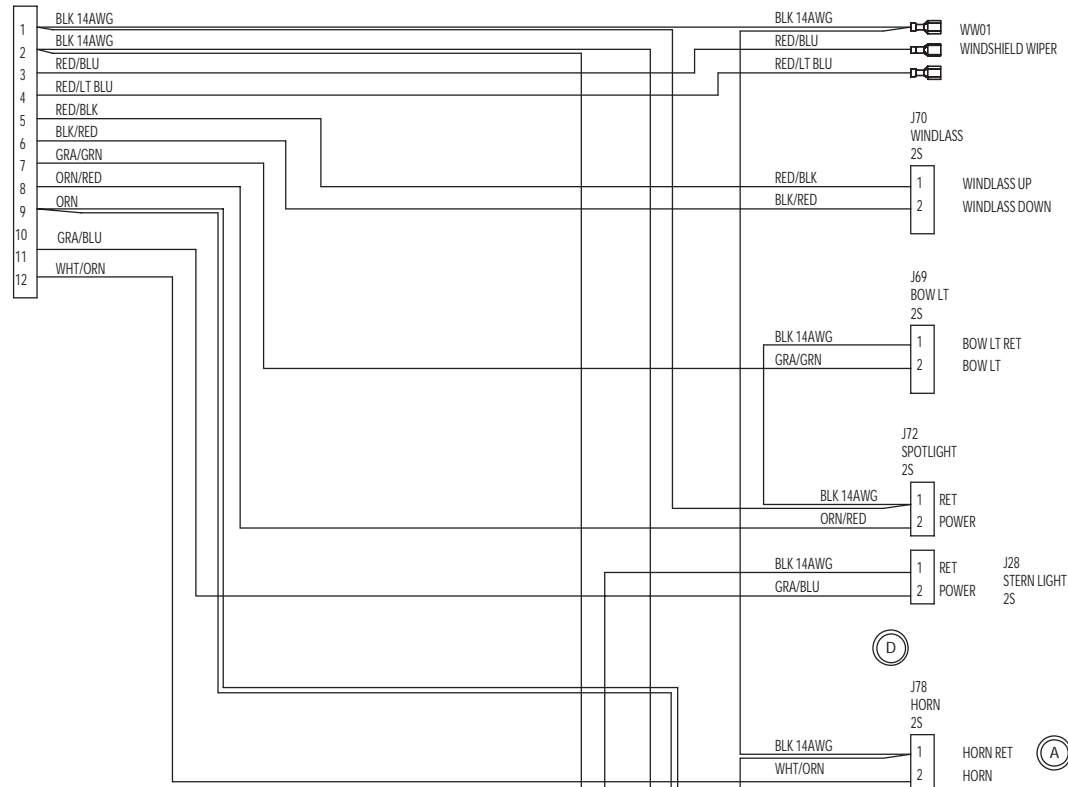


FOUR WINNS WIRE LIST

COLOR	GA	FIRST	PIN	TERM	NOTE	SECOND	PIN	TERM	NOTE	FUNCTION
BLK	16	KW1	51			J04	1	41		STEREO RET
RED	16	KW1	51			J04	2	41		STEREO
YEL	16	KW1	51			J04	3	41		STEREO MEMORY
WHT	20	KW1	51			J04	4	57		LEFT FRONT SPKR
WHT/BLK	20	KW1	51			J04	5	57		LEFT FRONT SPKR RET
GRN	20	KW1	51			J04	6	57		LEFT REAR SPKR
GRN/BLK	20	KW1	51			J04	7	57		LEFT REAR SPKR RET
GRA	20	KW1	51			J04	8	57		RIGHT FRONT SPKR
GRA/BLK	20	KW1	51			J04	9	57		RIGHT FRONT SPKR RET
PUR	20	KW1	51			J04	10	57		RIGHT REAR SPKR
PUR/BLK	20	KW1	51			J04	11	57		RIGHT REAR SPKR RET


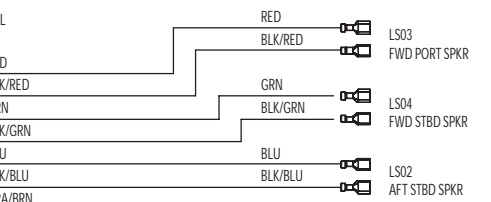
J33
HELM/DECK SYSTEMS
125

WIPER RET
CABIN LT RET
WIPER RUN
WIPER PARK
WINDLASS UP
WINDLASS DOWN
NAV LTS
SPOTLIGHT POWER
TV/DVD
NOT USED
STERN LT
HORN



FWD PORT SPKR
FWD PORT SPKR RET
FWD STBD SPKR
FWD STBD SPKR RET
AFT STBD SPKR
AFT STBD SPKR RET
COCKPIT LTS
CABIN LTS
NOT USED

P46
DECK HULL
9P



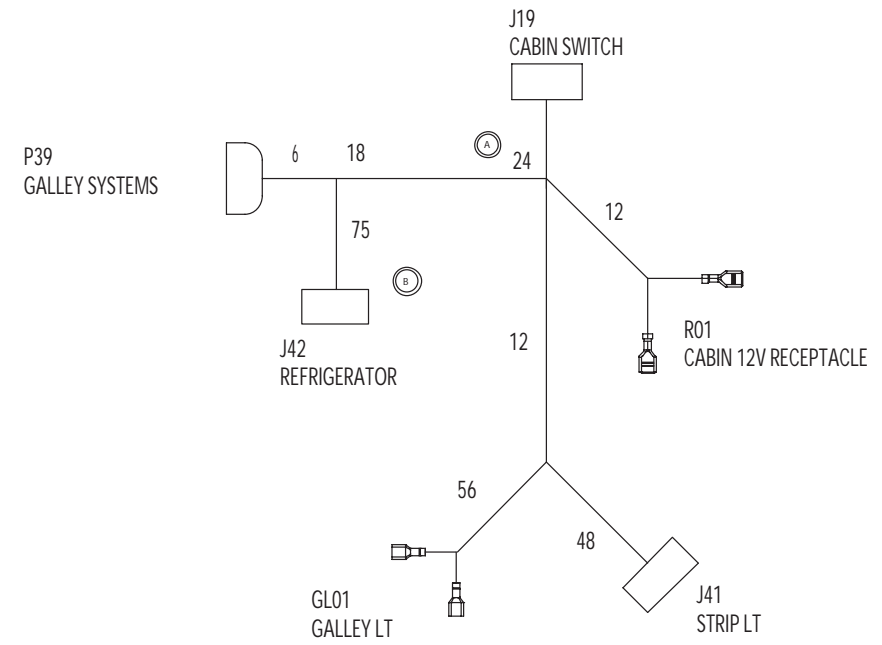
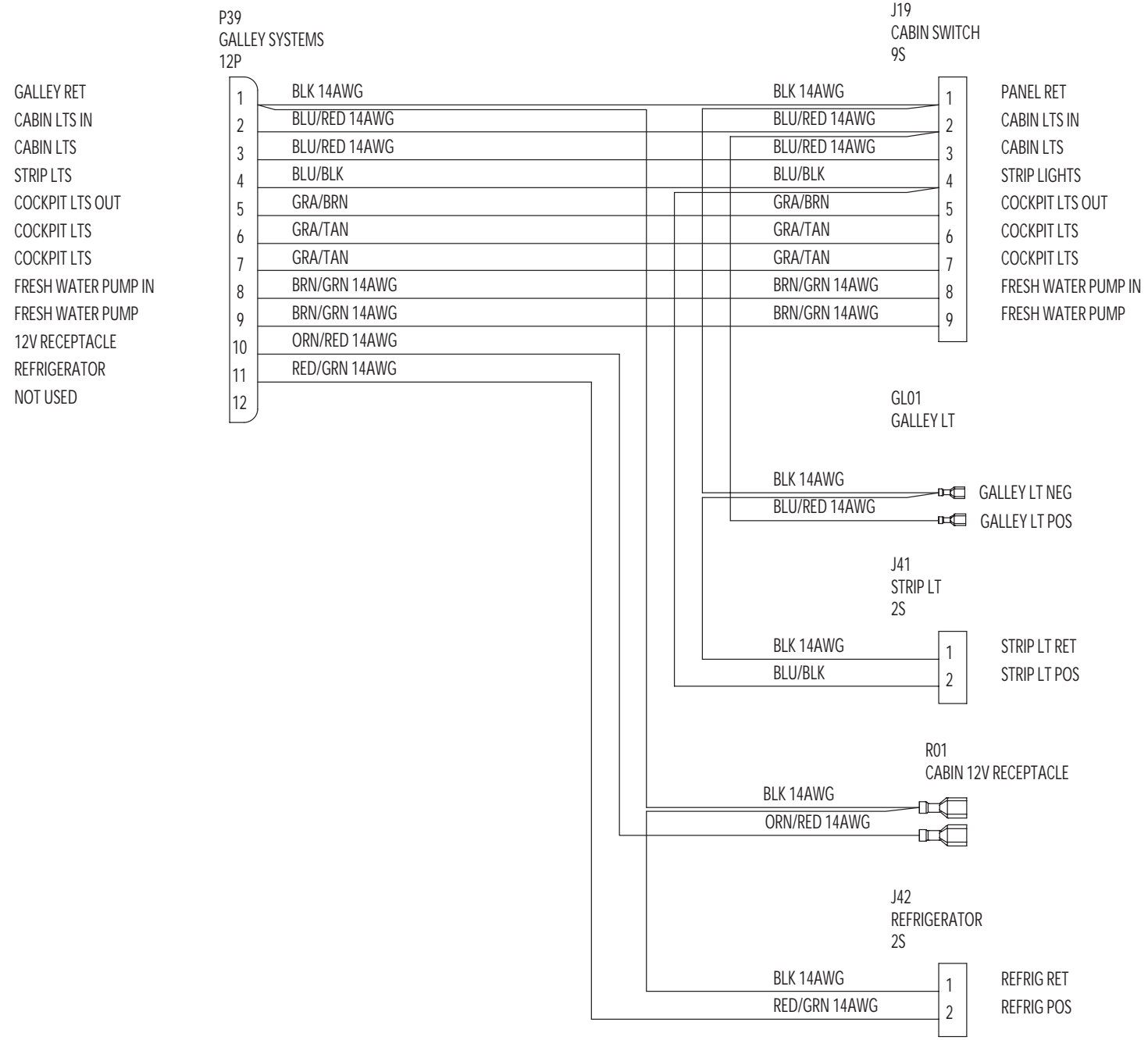
FOUR WINNS PARTS LIST

ITEM	PART NUMBER	QUANTITY	DESCRIPTION	FUNCTION	MANUFACTURER
	028-0177	3	TERM.FASTON,250,18-14	02	AMP
	028-0112	1	TERM.FASTON,110,18-14	27	AMP
	028-0390	9	PIN,UMNL,18-14	41	AMP
	028-0454	41	SOCKET,UMNL,18-14	42	AMP
	028-1288	5	TERM.FASTON,205,18-14	63	AMP
	REF	REF	BREAKER,40A,CARLING		
	REF	REF	PANEL GROUND		
CB01	028-0441	1	RECEPT,UMNL,2 CKT		AMP
GND2	028-0445	1	RECEPT,UMNL,12 CKT		AMP
J28	028-0441	1	RECEPT,UMNL,2 CKT		AMP
J33	028-0441	1	RECEPT,UMNL,2 CKT		AMP
J60	028-0441	1	RECEPT,UMNL,2 CKT		AMP
J61	028-0441	1	RECEPT,UMNL,2 CKT		AMP
J62	028-0441	1	RECEPT,UMNL,2 CKT		AMP
J63	028-0441	1	RECEPT,UMNL,2 CKT		AMP
J64	028-0441	1	RECEPT,UMNL,2 CKT		AMP
J65	028-0441	1	RECEPT,UMNL,2 CKT		AMP
J66	028-0441	1	RECEPT,UMNL,2 CKT		AMP
J67	028-0441	1	RECEPT,UMNL,2 CKT		AMP
J68	028-0441	1	RECEPT,UMNL,2 CKT		AMP
J69	028-0441	1	RECEPT,UMNL,2 CKT		AMP
J70	028-0441	1	RECEPT,UMNL,2 CKT		AMP
J72	028-0441	1	RECEPT,UMNL,2 CKT		AMP
J78	028-0441	1	RECEPT,UMNL,2 CKT		AMP
J80	028-0441	1	RECEPT,UMNL,2 CKT		AMP
J81	028-0441	1	RECEPT,UMNL,2 CKT		AMP
LS02	065-0304	REF	SPEAKER		
LS03	065-0304	REF	SPEAKER		
LS04	065-0304	REF	SPEAKER		
P46	028-0449	1	PLUG,UMNL,9 CKT		AMP
SC01	027-1701	1	SPOTLIGHT CABLE,24'		GUEST

FOUR WINNS WIRE LIST

COLOR	GA	FIRST	PIN	TERM	NOTE	SECOND	PIN	TERM	NOTE	FUNCTION
BLK	14	J33	1	42	SA	WW01	-	02	SE	WIPER RET
BLK	14	J33	1	42	SA	J72	1	42	SS	SPOTLIGHT RET
BLK	14	J33	2	42	SB	J65	1	42	SM	CABIN LT RET
BLK	14	J33	2	42	SB	J61	1	42	SQ	COCKPIT LT RET
RED/BLU	16	J33	3	42		WW01	R	02		WIPER RUN
RED/LT BLU	16	J33	4	42		WW01	P	02		WIPER PARK
RED/BLK	16	J33	5	42		J70	1	42		WINDLASS UP
BLK/RED	16	J33	6	42		J70	2	42		WINDLASS DOWN
GRA/GRN	16	J33	7	42		J69	2	42		NAV LTS
ORN/RED	16	J33	8	42		J72	2	42		SPOTLIGHT POWER
ORN	16	J33	9	42	SR	J80	2	42		DVD PLAYER
ORN	16	J33	9	42	SR	J81	2	42		TV
GRA/BLU	16	J33	11	42		J28	2	42		STERN LT
WHT/ORN	16	J33	12	42		J78	2	42		HORN
RED	16	P46	1	41		LS03	+	63		FWD PORT SPKR
BLK/RED	16	P46	2	41		LS03	-	63		FWD PORT SPKR RET
GRN	16	P46	3	41		LS04	+	63		FWD STBD SPKR
BLK/GRN	16	P46	4	41		LS04	-	63		FWD STBD SPKR RET
BLU	16	P46	5	41		LS02	+	63		AFT STBD SPKR
BLK/BLU	16	P46	6	41		LS02	-	27		AFT STBD SPKR RET
GRA/BRN	16	P46	7	41	SC	J60	2	42		COCKPIT LT
GRA/BRN	16	P46	7	41	SC	J61	2	42		COCKPIT LT
BLU/RED	14	P46	8	41	SD	J62	2	42	SH	CABIN LT
BLU/RED	14	P46	8	41	SD	J65	2	42	SJ	CABIN LT
BLK	14	J78	1	42	SU	J62	1	42	SF	CABIN LT RET
BLK	14	J62	1	42	SF	J63	1	42	SG	CABIN LT RET
BLK	14	J63	1	42	SG	J64	1	42	SV	CABIN LT RET
BLK	14	J64	1	42	SV	J80	1	42		DVD PLAYER RET
BLK	14	J69	1	42		J72	2	42	SS	BOW LT RET
BLK	14	J62	2	42	SH	J63	2	42	SI	CABIN LT
BLU/RED	14	J63	2	42	SI	J64	1	42		CABIN LT
BLU/RED	14	J28	1	42		J60	1	42	SP	STERN LT RET
BLK	14	J60	1	42	SP	J61	1	42	SQ	COCKPIT LT RET
BLK	14	J65	1	42	SM	J66	1	42	SN	CABIN LT RET
BLK	14	J66	1	42	SN	J81	1	42	SW	TV RET
BLK	14	J81	1	42	SW	J67	1	42	SO	CABIN LT RET
BLK	14	J67	1	42	SO	J68	1	42		CABIN LT RET
BLU/RED	14	J65	2	42	SJ	J66	2	42	SK	CABIN LT
BLU/RED	14	J66	2	42	SK	J67	2	42	SL	CABIN LT
BLU/RED	14	J67	2	42	SL	J68	2	42		CABIN LT
BLK	14	WW01	-	02	SE	J78	1	42	SU	HORN RET

2002
248 VISTA
DECK SYSTEMS
HARNES ASSEMBLY
Page 1



FOUR WINNS PARTS LIST

ITEM	PART NUMBER	QUANTITY	DESCRIPTION	FUNCTION	MANUFACTURER
	028-0177	4	TERM.FASTON_250,18-14	02	AMP
	028-0390	9	PIN,UMNL,18-14	41	AMP
	028-0454	15	SOCKET,UMNL,18-14	42	AMP
J19	028-0443	1	RECEPT,UMNL,9 CKT	CABIN SWITCH	AMP
J41	028-0441	1	RECEPT,UMNL,2 CKT	STRIP LT	AMP
J42	028-0441	1	RECEPT,UMNL,2 CKT	REFRIGERATOR	AMP
P39	028-0450	1	PLUG,UMNL,12 CKT	GALLEY SYSTEMS	AMP
R01	028-1100	REF	RECEPT,12VAF1	12V RECEPTACLE	
GL01		REF	FLOURESCENT LT	GALLEY LIGHT	

FOUR WINNS WIRE LIST

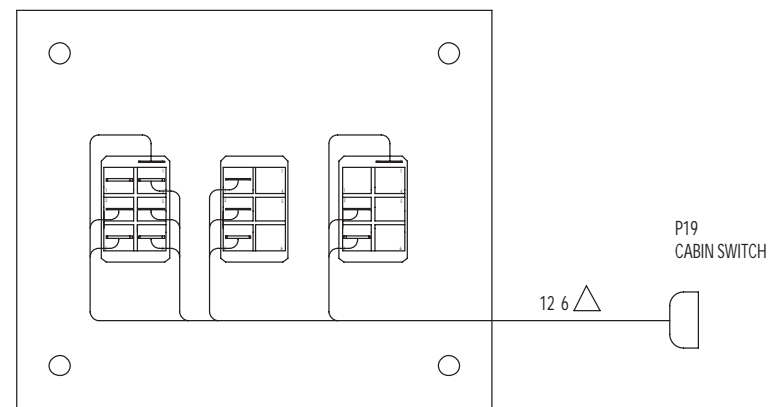
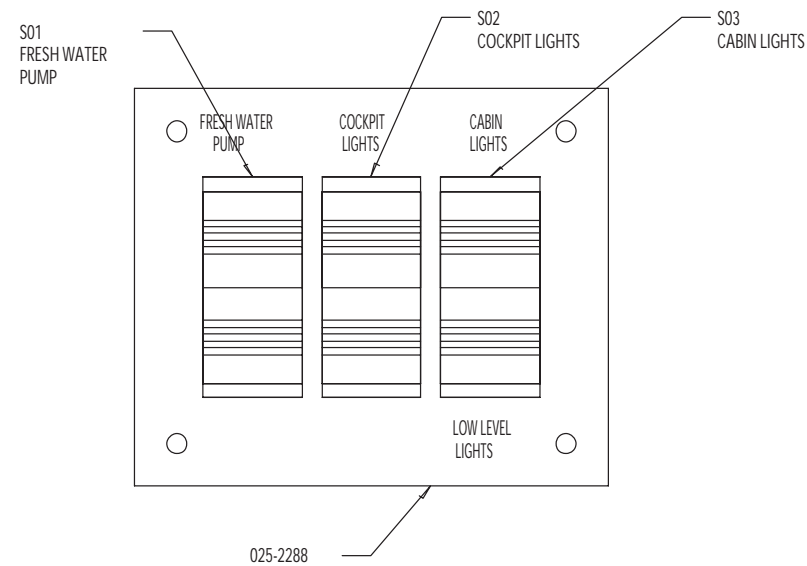
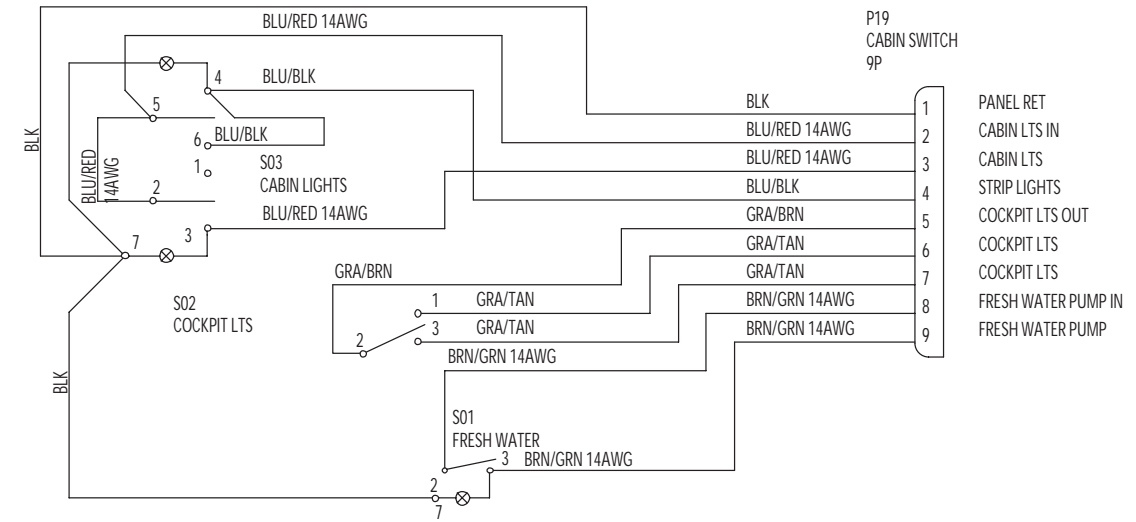
COLOR	GA	FIRST	PIN	TERM	NOTE	SECOND	PIN	TERM	NOTE	FUNCTION
BLK	14	P39	1	41	SA	J19	1	42	SB	CABIN SWITCH LT RET
BLK	14	P39	1	41	SA	R01	-	02	SD	12V RECEPTACLE RET
BLU/RED	14	P39	2	41		J19	2	42	SE	CABIN LTS IN
BLU/RED	14	P39	3	41		J19	3	42		CABIN LTS
BLU/BLK	16	P39	4	41		J19	4	42	SF	STRIP LTS
GRA/BRN	16	P39	5	41		J19	5	42		COCKPIT LTS OUT
GRA/TAN	16	P39	6	41		J19	6	42		COCKPIT LTS
GRA/TAN	16	P39	7	41		J19	7	42		COCKPIT LTS
BRN/GRN	14	P39	8	41		J19	8	42		FRESH WATER PUMP
BRN/GRN	14	P39	9	41		J19	9	42		FRESH WATER PUMP
ORN/RED	14	P39	10	41		R01	+	02		12V RECEPTACLE
RED/GRN	14	P39	11	41		J42	2	42		REFRIGERATOR
BLK	14	J19	1	42	SB	GL01	-	02	SC	GALLEY LT RET
BLK	14	GL01	-	02	SC	J41	1	42		STRIP LT RET
BLU/RED	14	J19	2	42	SE	GL01	+	02		GALLEY LT
BLU/BLK	16	J19	4	42	SF	J41	2	42		STRIP LT
BLK	14	R01	-	02	SD	J42	1	42		REFRIGERATOR RET

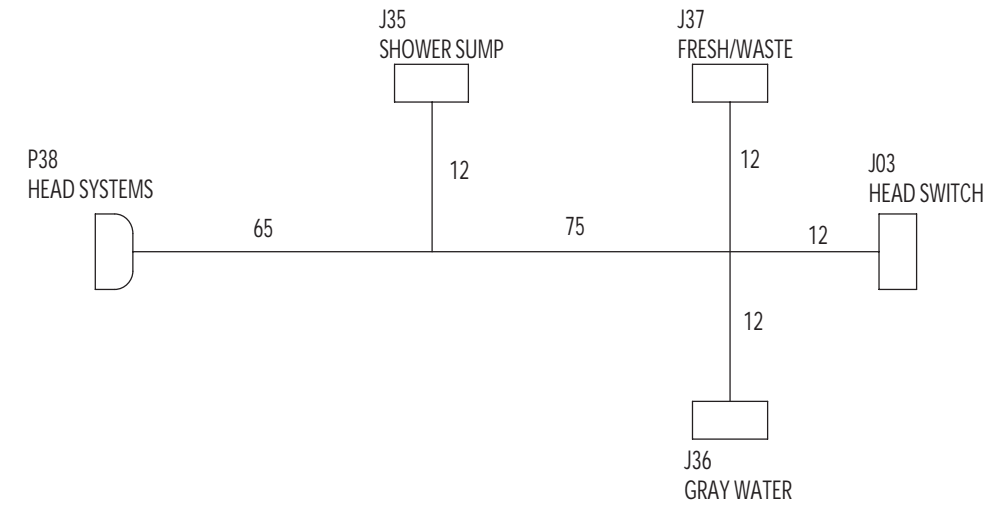
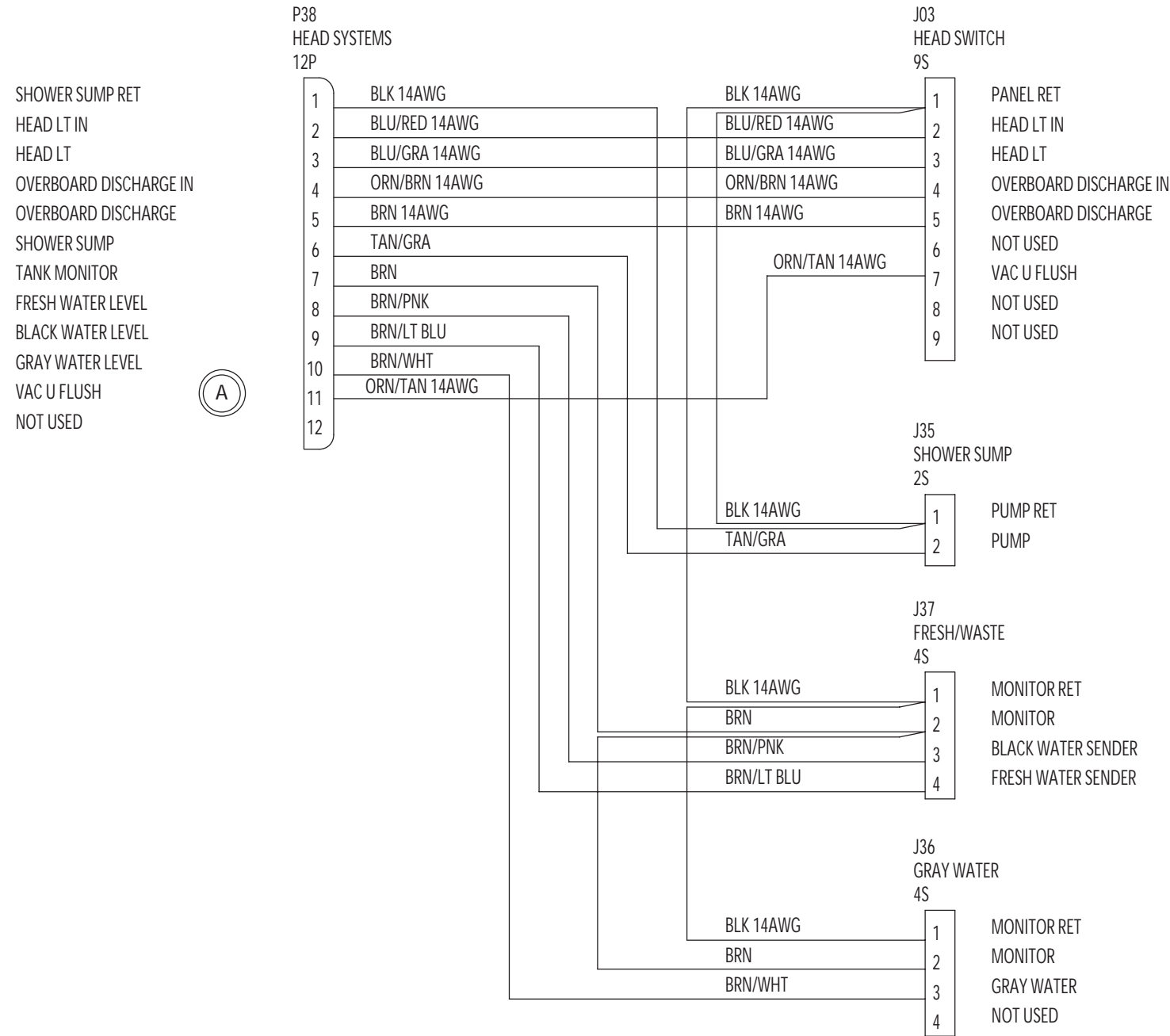
FOUR WINNS PARTS LIST

ITEM	PART NUMBER	QUANTITY	DESCRIPTION	FUNCTION	MANUFACTURER
	028-0177	12	RECEPT,FASTON,250,18-14	02	AMP
	028-0390	9	PIN,UMNL,18-14	41	AMP
	025-2288	1	PANEL,BLANK,CABIN LTS		
P19	028-0449	1	PLUG,UMNL,9 CKT	CABIN SWITCH	AMP
S01	028-0457	1	SWITCH,SPST,CONT III	FRESH WATER PUMP	CARL SW
S02	028-1135	1	SWITCH,ON-ON CONT III	COCKPIT LTS	CARL SW
S03	028-0504	1	SWITCH ,DPDT,CONT III	CABIN LTS	CARL SW

FOUR WINNS WIRE LIST

COLOR	GA	FIRST	PIN	TERM	NOTE	SECOND	PIN	TERM	NOTE	FUNCTION
BLK	16	P19	1	41		S03	7	02	SA	CABIN LT SWITCH RET
BLK	16	S03	7	02	SA	S03	7	02		FRESH WATER SWITCH LT RET
BLU/RED	14	P19	2	41		S03	5	02	SC	CABIN LTS IN
BLU/RED	14	P19	3	41		S03	3	02		CABIN LTS
BLU/BLK	16	P19	4	41		S03	4	02	SB	STRIP LTS
GRA/BRN	16	P19	5	41		S02	2	02		COCKPIT LTS OUT
GRA/TAN	16	P19	6	41		S02	1	02		COCKPIT LTS
GRA/TAN	16	P19	7	41		S02	3	02		COCKPIT LTS
BRN/GRN	14	P19	8	41		S01	2	02		FRESH WATER PUMP IN
BRN/GRN	14	P19	9	41		S01	3	02		FRESH WATER PUMP
BLU/RED	14	S03	2	02		S03	5	02	SC	CABIN LT JUMPER
BLU/BLK	16	S03	4	02	SB	S03	6	02		STRIP LT JUMPER





FOUR WINNS PARTS LIST

ITEM	PART NUMBER	QUANTITY	DESCRIPTION	FUNCTION	MANUFACTURER
	028-0390	11	PIN,UMNL,18-14	41	AMP
	028-0454	15	SOCKET,UMNL,18-14	42	AMP
J03	028-0443	1	RECEPT,UMNL,9 CKT	HEAD SWITCH	AMP
J35	028-0441	1	RECEPT,UMNL,2 CKT	SHOWER SUMP	AMP
J36	028-0442	1	RECEPT,UMNL,4 CKT	GRAY WATER	AMP
J37	028-0442	1	RECEPT,UMNL,4 CKT	FRESH/WASTE	AMP
P38	028-0450	1	PLUG,UMNL,12 CKT	HEAD SYSTEMS	AMP

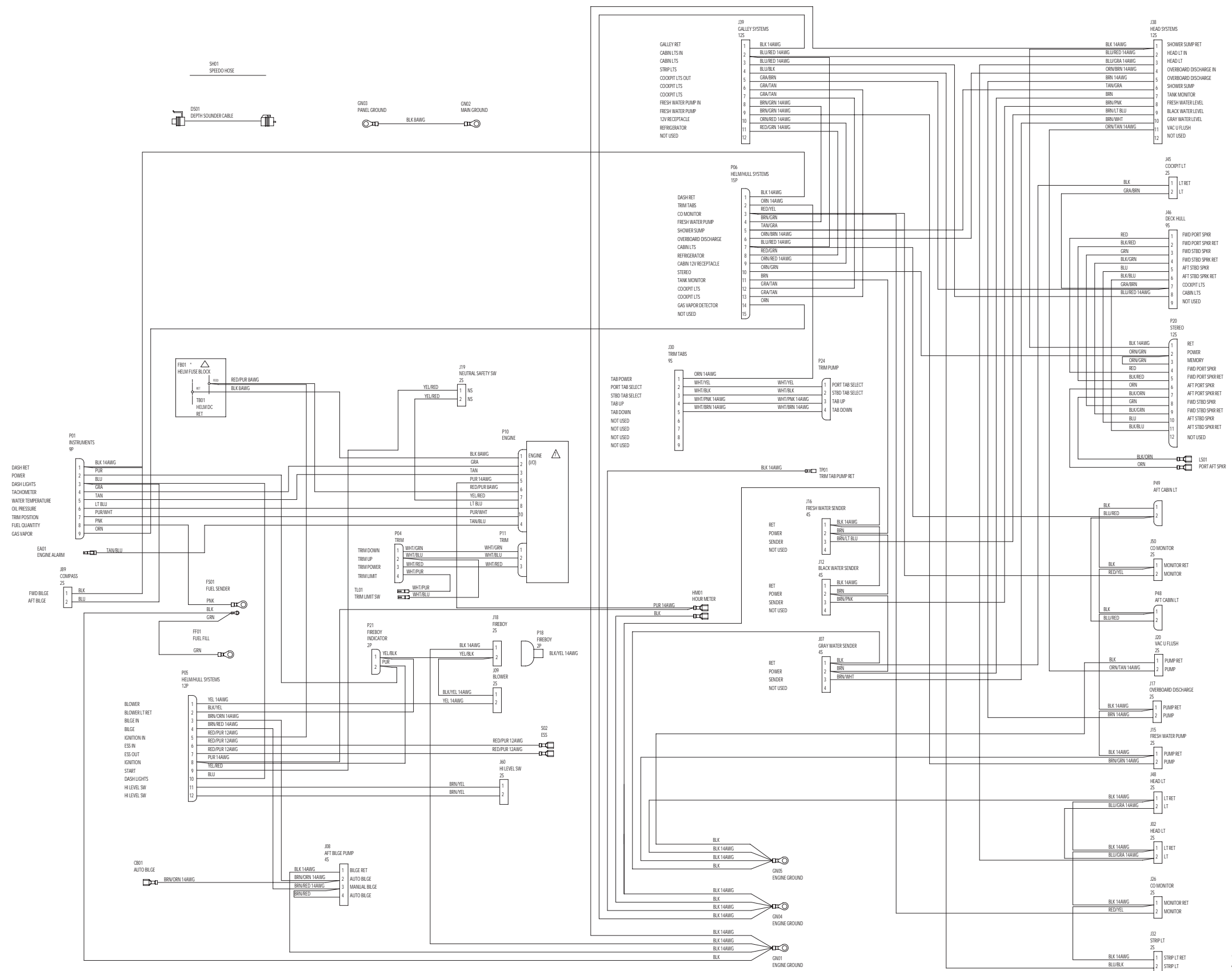
FOUR WINNS WIRE LIST

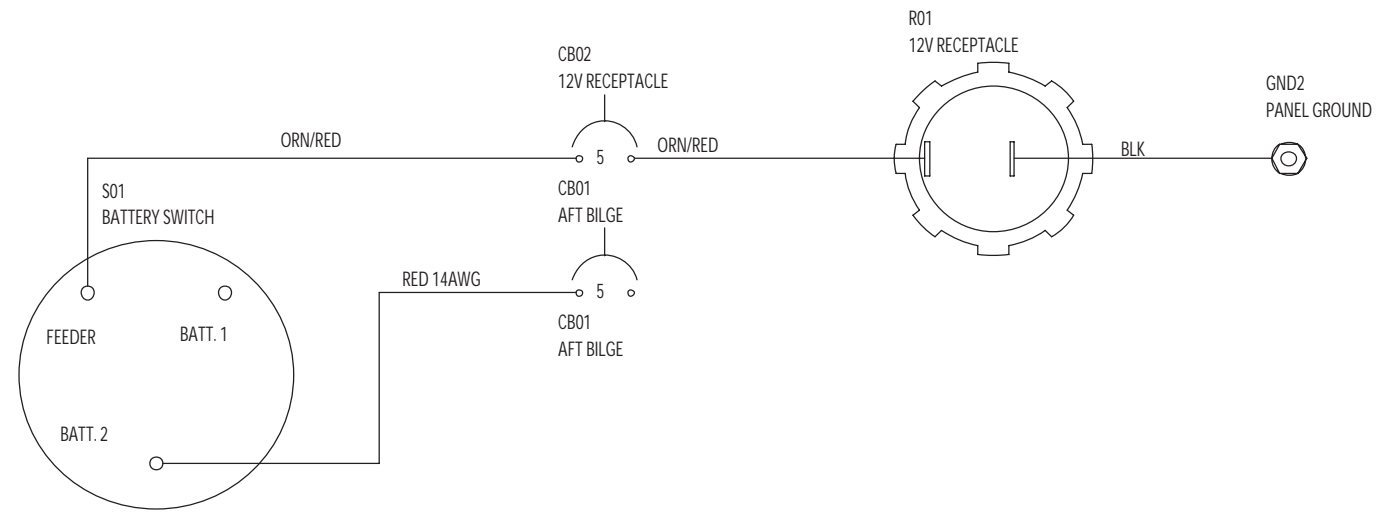
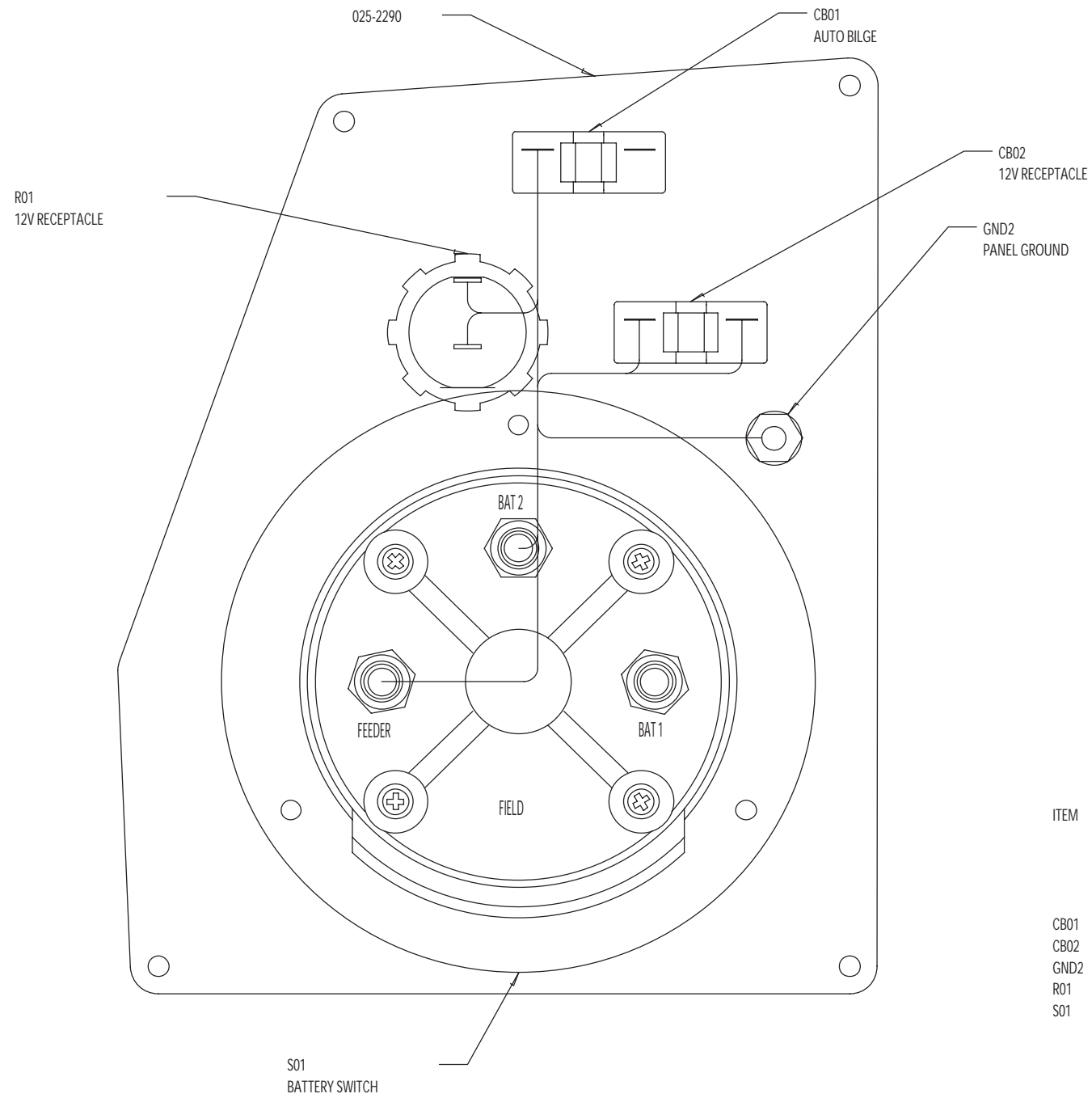
COLOR	GA	FIRST	PIN	TERM	NOTE	SECOND	PIN	TERM	NOTE	FUNCTION
BLK	14	P38	1	41		J35	1	42	SA	SHOWER SUMP RET
BLK	14	J35	1	42	SA	J03	1	42	SB	HEAD SWITCH RET
BLK	14	J03	1	42	SB	J37	1	42	SC	FRESH/WASTE RET
BLK	14	J37	1	42	SC	J36	1	42		GRAY WATER RET
BLU/RED	14	P38	2	41		J03	2	42		HEAD LT IN
BLU/GRA	14	P38	3	41		J03	3	42		HEAD LT
ORN/BRN	14	P38	4	41		J03	4	42		OVERBOARD DISCHARGE IN
BRN	14	P38	5	41		J03	5	42		OVERBOARD DISCHARGE
TAN/GRA	16	P38	6	41		J35	2	42		SHOWER SUMP
BRN	16	P38	7	41		J37	2	42	SD	TANK MONITOR POWER
BRN	16	J37	2	42	SD	J36	2	42		TANK MONITOR POWER
BRN/PNK	16	P38	8	41		J37	3	42		BLACK WATER LEVEL
BRN/LT BLU	16	P38	9	41		J37	4	42		FRESH WATER LEVEL
BRN/WHT	16	P38	10	41		J36	3	42		GRAY WATER LEVEL
ORN TAN	14	P38	11	41		J03	7	42		VAC U FLUSH



FOUR WINNS WIRE LIST

COLOR	GA	FIRST	PN	TERM	NOTE	SECOND	PN	TERM	NOTE	FUNCTION	
BLK	14	P01	1	41	SA	P06	1	41		DASH RET	
BLK	16	P01	1	41	SA	J89	1	42		COMPASS RET	
PUR	16	P01	2	41	SR	P21	2	41	SD	DASH POWER	
BLU	16	P01	3	41	SR	P05	10	41		DASH LTS	
BLU	16	P01	3	41	SR	J89	2	42		COMPASS LTS	
GRA	16	P01	4	41		P10	2	51		TACHOMETER	
TAN	16	P01	5	41		P10	3	51		WATER TEMPERATURE	
LTBLU	16	P01	6	41		P10	8	51		OIL PRESSURE	
PUR/WHI	16	P01	7	41		P10	10	51		TRIM POSITION	
PNK	16	P01	8	41		F801	+	09		FUEL QUANTITY	
GRN	16	P01	9	41		P06	14	41		GAS VAPOR DETECTOR	
VEL	14	P05	1	41		J09	2	42		BLOWER	
BLK/VEL	16	P05	2	41		P21	1	41		BLOWER LT RET	
BRN/GRN	14	P05	3	41		J08	2	42		BILGE IN	
BRN/BLD	14	P05	4	41		J08	4	42		BILGE	
RED/PUR	12	P05	5	41		F801	FEED	17	SE	IGNITION	
RED/PUR	12	P05	6	41		S02	+	07		ESS IN	
PUR	14	P05	8	41		SC	HMDI	-	02	TH	HOUR METER
PUR	16	P05	8	41		SC	P21	2	41	SD	FREQUENCY INDICATOR
VEL/RED	16	P05	9	41		J19	1	42		INDUCTION SAFETY	
VEL/RED	16	P10	7	41		J19	2	42		START	
RED/PUR	8	F801	FEED	17	SE	P10	6	51		HELM FEED	
RED/GRN	14	J08	RET	17	SE	J19	2	42		HELM RET	
BRN/GRN	14	J08	2	42	SU	CR01	LOAD	02		AUTO BILGE	
BRN/RED	16	J08	3	42	SV	J08	4	42	SH	AUTO BILGE JUMPER	
BLK	14	J08	1	42		BLU/RET	1	15	SI	BILGE RET	
BLK	14	J09	1	42		GNDA	1	15	SO	GALLEY RET	
BLU/RED	14	J09	2	42	SL	J08	2	42	SN	CABIN LTS IN	
BLU/RED	14	J09	2	42	SL	J08	7	42		CABIN LTS IN	
BLU/RED	14	J09	3	42		J06	8	42		CABIN LTS	
BLU/BLK	16	J09	4	42		J02	2	42	TG	STRIP LTS	
BLU/RED	16	J09	5	42		J06	7	42		COCKPIT LTS OUT	
GRABRN	16	J09	6	42		J06	13	41		COCKPIT LTS	
GRATAN	16	J09	7	42		P06	12	41		COCKPIT LTS	
BRN/GRN	14	J09	8	42		P06	4	41		FRESH WATER PUMP IN	
BRN/GRN	14	J09	9	42		J15	2	42		FRESH WATER PUMP	
ORN/RED	14	J09	10	42		P06	9	41		12V RECEPTACLE	
ORN/GRN	14	J09	11	42		P06	8	41		REFRIGERATOR	
ORN	14	P06	2	41		J00	1	42		TRIM TABS	
RED/VEL	16	P06	3	41	SM	J00	2	42		TRIM TABS	
RED/VEL	16	P06	3	41	SM	J00	3	42		CO MONITOR	
TAN/GRN	16	P06	5	41		J08	6	42		CO MONITOR	
ORN/GRN	14	P06	6	41		J08	6	42		SHOWER SUMP	
BLU/RED	14	P06	7	41	SN	P09	45	41	TD	WATER TEMPERATURE	
ORN/GRN	14	P06	10	41		P00	2	42	SR	OVERBOARD DISCHARGE	
BRN	16	P06	11	41		J16	2	42		OIL PRESSURE	
WHI/VEL	16	J00	2	42		P04	1	45		STEREO	
WHI/BLK	16	J00	3	42		P04	2	45		TANK MONITORS	
WHI/PNK	14	J00	4	42		P04	3	45		PORT TAB SELECT	
WHI/BRN	14	J00	5	42		P04	4	45	SI	STRIP TAB SELECT	
BLK	16	HMDI	-	02		GNDA	1	15	SO	TAB DOWN	
BLK	14	GNDA	1	15	SI	J16	2	42	SS	HELM METER RET	
BLK	14	J16	1	42	SO	J12	1	42	ST	FRESH WATER SENDER RET	
BRN	16	J16	2	42	SR	J12	2	42		BLACK WATER SENDER	
BRN	16	J12	2	42	SS	J00	2	42		BLACK WATER SENDER	
BRN	16	J07	2	42	SI	J08	7	42		GRAY WATER SENDER	
BRN/LT BLU	16	J16	3	42		J08	9	42		TANK MONITOR	
BRN/PNK	16	J12	3	42		J00	8	42		FRESH WATER LEVEL	
BRN/WHI	16	J07	3	42		J08	10	42	SH	BLACK WATER LEVEL	
BLU	14	J08	1	42	SO	GNDA	1	15		WASTE WATER LEVEL	
BLU/GRN	14	J08	1	42	SO	P00	1	42	TE	SHOWER SUMP RET	
BLK	14	J08	3	42		J02	2	42		STRIP RET	
RED	16	J08	5	42		J17	2	42		HEAD LT	
BLK/RED	16	J08	5	42		J17	2	42		OVERBOARD DISCHARGE	
ORN	16	P00	6	42	BB	LS01	+	63		FWD PORT SPKR	
ORN	16	P00	7	42	BB	LS01	+	63		FWD PORT SPKR RET	
GRN	16	J06	3	42	BC	P00	8	42		AFT PORT SPKR	
BLK/GRN	16	J06	4	42	BC	P00	9	42		FWD STRD SPKR	
BLK/BLU	16	J06	5	42	BD	P00	10	42		AFT STRD SPKR	
ORN/GRN	16	P00	2	42	SP	P00	3	42	SW	FWD STRD SPKR RET	
BLK	16	P00	1	42	SW	J00	1	42		STEREO MEMORY	
BLK	16	P00	1	42	SW	P48	1	45	SY	AFT CABIN LT RET	
BLK	16	P08	1	42	SY	J15	1	42	SZ	AFT CABIN LT RET	
BLK	14	J15	1	42	SY	J15	1	42	SI	OVERBOARD DISCHARGE RET	
BLU/RED	14	J15	1	42	SZ	GNDS	1	15	TA	FRESH WATER PUMP RET	
BLK	16	P49	2	45	TD	P48	2	45	TA	AFT CABIN LT	
BLK	14	J02	1	42	TA	J02	1	42	TC	STRIP LT RET	
BLK	14	J02	1	42	TA	J02	1	42	TC	CO MONITOR RET	
BLK	14	J02	1	42	TA	J02	1	42	TC	HEAD LT RET	
BLK	14	J02	1	42	TA	J02	1	42	TC	HEAD LT RET	
BLU/GRN	14	J08	2	42		J02	2	42	SG	HEAD LT	
VEL/BLK	16	P21	1	41	SF	J18	2	42	SG	FREQUENCY INDICATOR	
BLK/VEL	14	J09	1	42		J18	2	42	SN	BLOWER RET	
BLK	14	J18	1	42		GNDA	1	15		FREQUENCY	
GRN	16	F01	-	22	SK	F01	1	09	SN	FUEL FULL STATIC GROUND	
BLK	16	F01	-	22	SK	GNDA	1	15	SI	FUEL SENDER RET	
BLK	14	TR01	-	04	TF	GNDA	1	15	SI	TRIM TAB PUMP RET	
BLK	16	J07	1	42	TF	GNDS	1	15	TE	GRAY WATER SENDER RET	
BLK	16	J07	1	42	TF	GNDS	1	15	TE	COCKPIT LT	
GRABRN	16	J05	2	42		J06	7	42	TC	COCKPIT LT	
PUR	14	HMDI	+	02		P11	1	51		IGNITION	
WHI/GRN	16	P04	1	41		P11	1	51		POWER TRIM DOWN	
WHI/BLU	16	P04	2	41		P11	2	51		POWER TRIM UP	
WHI/BLU	16	P04	3	41		P11	3	51		TRIM LIMIT SW	
WHI/RED	16	P04	3	41		P11	3	51		POWER TRIM PWR	
WHI/PUR	16	P04	4	41		TL01	-	46		TRIM LIMIT SW	
ORN/TAN	14	J00	2	42		J00	2	42		VACUUM FLUSH	
BLK	16	J00	1	42		GNDS	-	11		VACUUM FLUSH	
TAN/BLU	16	P10	4	51		EAD1	1	51		ENGINE ALARM	
BRN/VEL	16	P05	12	41		J00	1	42		HILevel SW	
BRN/VEL	16	P05	12	41		J00	2	42		HILevel SW	





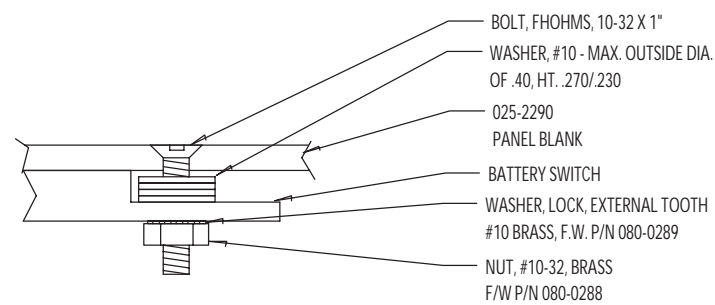
FOUR WINNS WIRE LIST

COLOR	GA	FORST	PIN	TERM	NOTE	SECOND	PIN	TERM	NOTE	FUNCTION
ORN/RED	16	S01	FEEDER	11		CB02	LINE	02		12V RECEPTACLE IN
RED	14	S01	BATT2	11		CB01	LINE	02		AFT BILGE IN
ORN/RED	16	CB02	LOAD	02		R01	+	02		12V RECEPTACLE IN
BLK	16	R01	-	02		GND2	-	11		12V RECEPTACLE RET

FOUR WINNS PARTS LIST


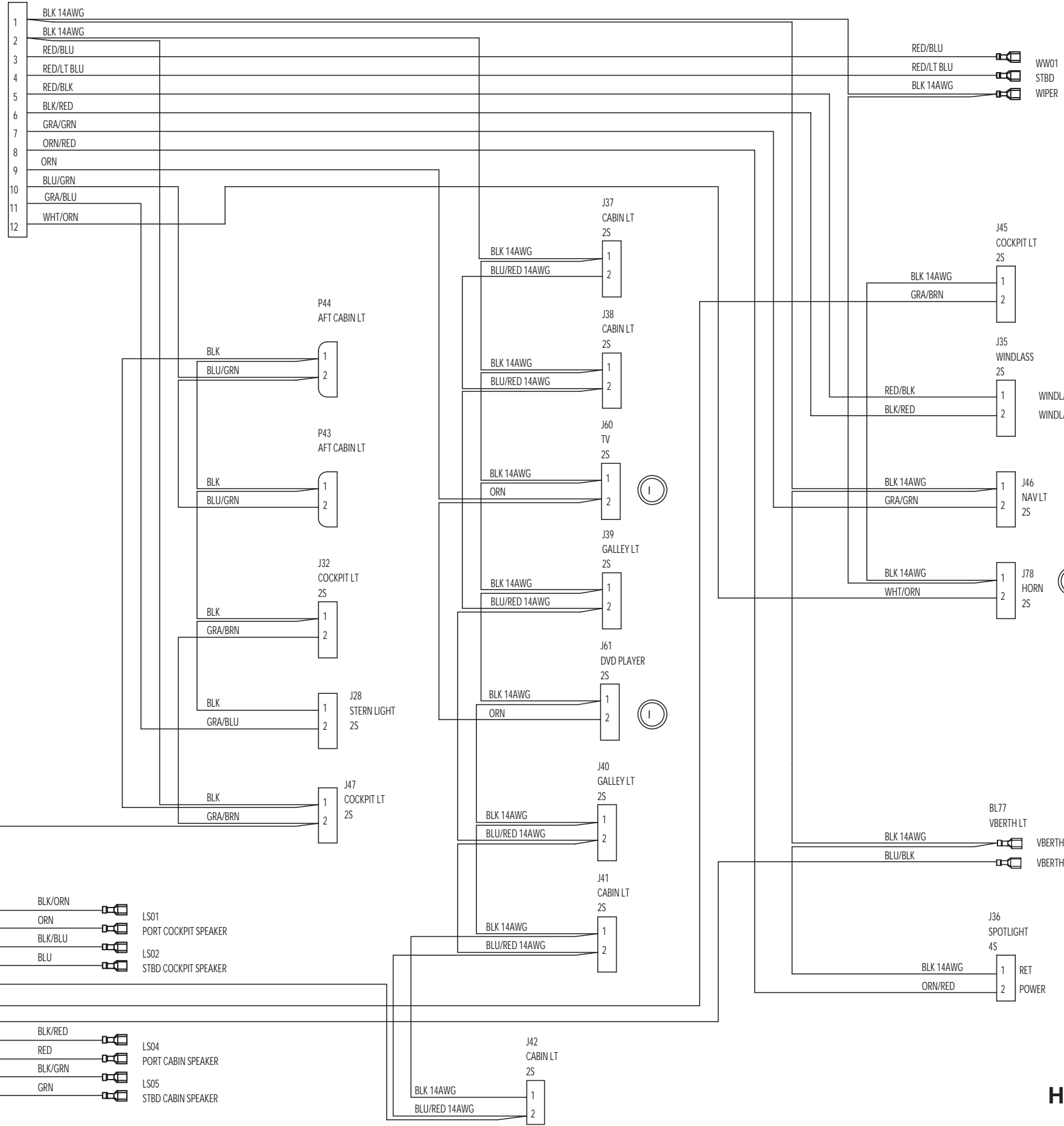
ITEM	PART NUMBER	QUANTITY	DESCRIPTION	FUNCTION	MANUFACTURER
	028-0177	5	TERM,FASTON,.250,18-14	02	AMP
	028-0193	3	TERM,RING,3/8,16-14	11	AMP
	025-2290	1	PANEL,BLANK,BATTERY 248V		
CB01	028-0464	1	BREAKER,5A	AFT BILGE PUMP	MP
CB02	028-0464	1	BREAKER,5A	12V RECEPTACLE	MP
GND2		REF	PANEL GROUND	PANEL GROUND	
R01	028-1100	1	RECEPTACLE,12V AFI	12V RECEPTACLE	AFI
S01	028-0485	1	SWITCH,DUAL BATTERY	BATTERY SWITCH	GUEST

BATTERY SWITCH MOUNTING DETAIL



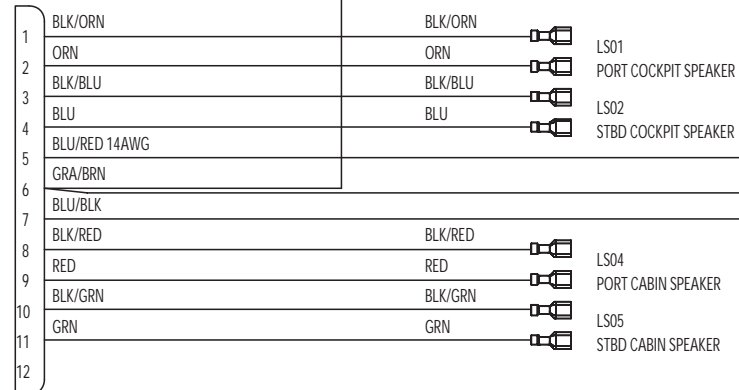
J33
HELM/DECK SYSTEMS
12S

- WIPER RET
- CABIN LT RET
- WIPER RUN
- WIPER PARK
- WINDLASS UP
- WINDLASS DOWN
- NAV LTS
- SPOTLIGHT POWER
- TV/DVD
- AFT CABIN LTS
- STERN LT
- HORN

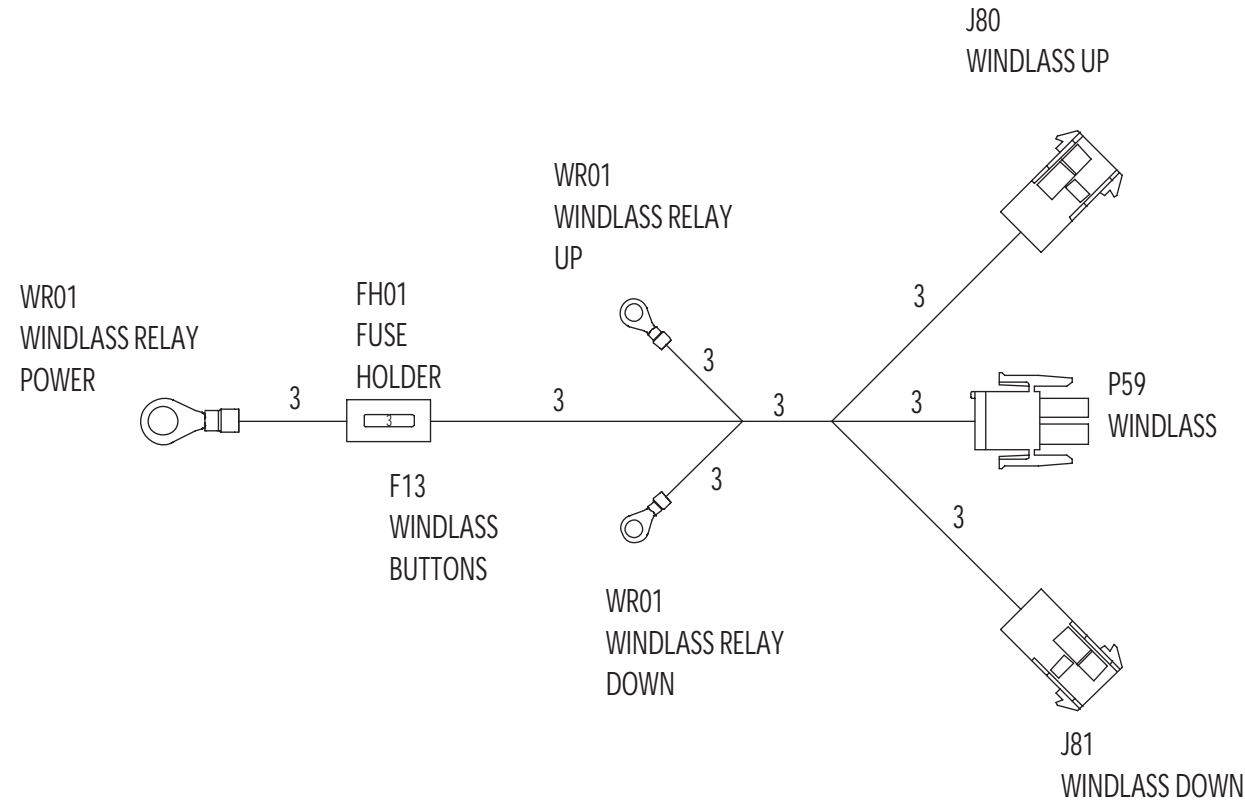


- PORT COCKPIT SPKR RET
- PORT COCKPIT SPKR
- STBD COCKPIT SPKR RET
- STBD COCKPIT SPKR
- SWITCHED CABIN LTS
- COCKPIT LTS
- VBERTH LT
- PORT CABIN SPKR RET
- PORT CABIN SPKR
- STBD CABIN SPKR RET
- STBD CABIN SPKR

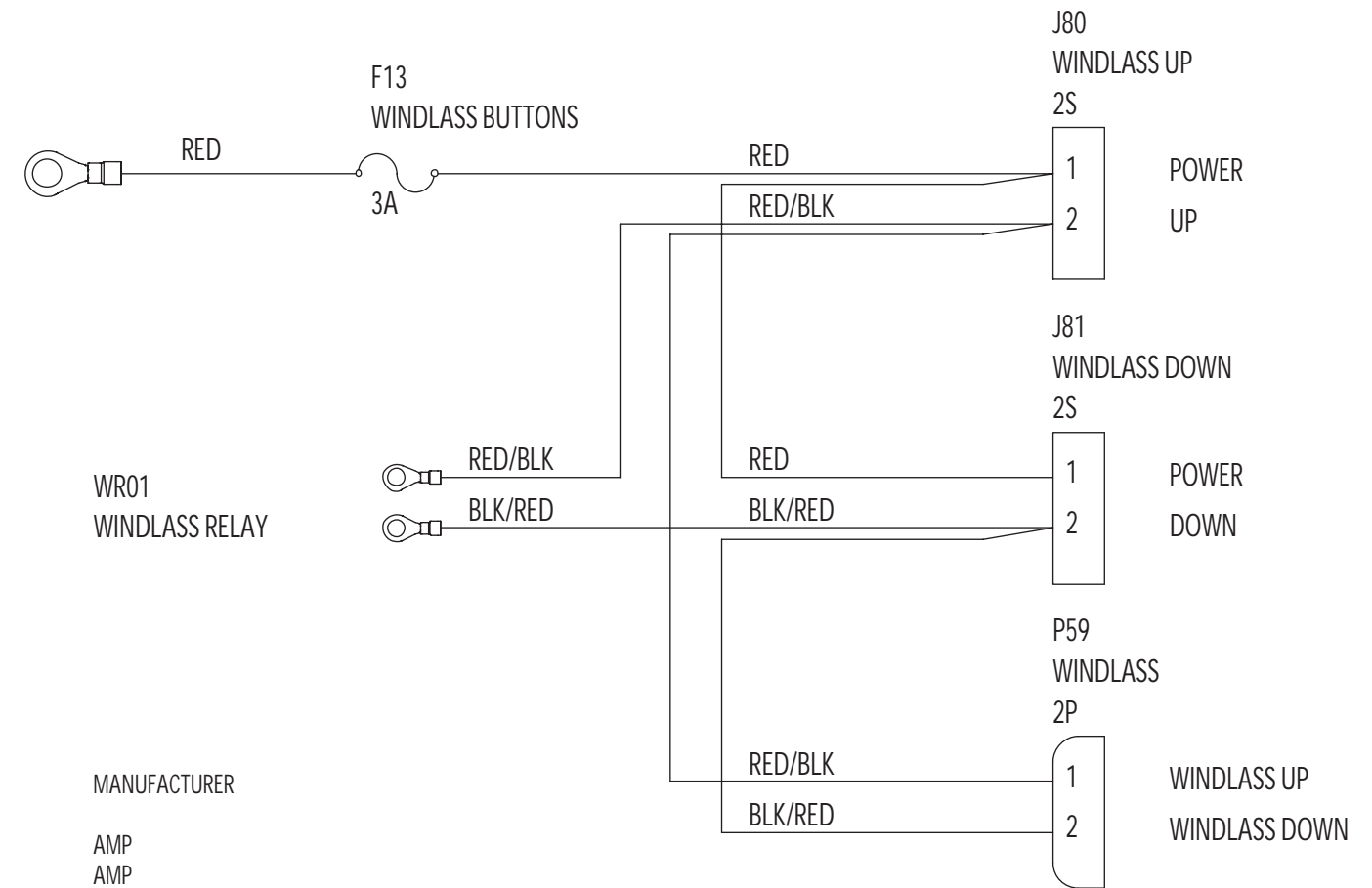
P46
DECK/HULL
12P



**268 VISTA
DECK SYSTEMS
HARNESS ASSEMBLY**



WR01
WINDLASS RELAY



FOUR WINNS PARTS LIST

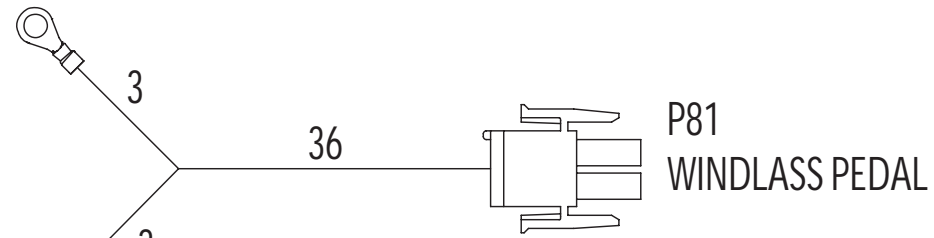
ITEM	PART NUMBER	QUANTITY	DESCRIPTION	FUNCTION	MANUFACTURER
	028-0189	2	TERM,RING,#8,16-14	08	AMP
	028-0193	1	TERM,RING,3/8,.250	11	AMP
	028-0390	2	PIN,UMNL,18-14	41	AMP
	028-0454	4	SOCKET,UMNL,18-14	42	AMP
	028-0506	1	FUSE,ATC,3A	WINDLASS BUTTON	BUSS
F13		1	FUSE HOLDER,INLINE	FUSE HOLDER	3M
FH01	028-0441	1	RECEPT,UMNL,2 CKT	WINDLASS UP	AMP
J80	028-0441	1	RECEPT,UMNL,2 CKT	WINDLASS DOWN	AMP
J81	028-0447	1	PLUG,UMNL,2 CKT	WINDLASS	AMP
P59	065-0842-02	REF	WINDLASS RELAY	WINDLASS RELAY	
WR01					

FOUR WINNS WIRE LIST

COLOR	GA	FIRST	PIN	TERM	NOTE	SECOND	PIN	TERM	NOTE	FUNCTION
RED	16	WR01	+	11		FH01	LINE	51		BUTTON POWER
RED	16	FH01	LOAD	51		J80	1	42	SA	BUTTON POWER
RED	16	J80	1	42	SA	J81	1	42		BUTTON POWER
RED/BLK	16	WR01	UP	08		J80	2	42	SB	WINDLASS UP
RED/BLK	16	J80	2	42	SB	P59	1	41		WINDLASS UP
BLK/RED	16	WR01	DOWN	08		J81	2	42	SC	WINDLASS DOWN
BLK/RED	16	J81	2	42	SC	P59	2	41		WINDLASS DOWN

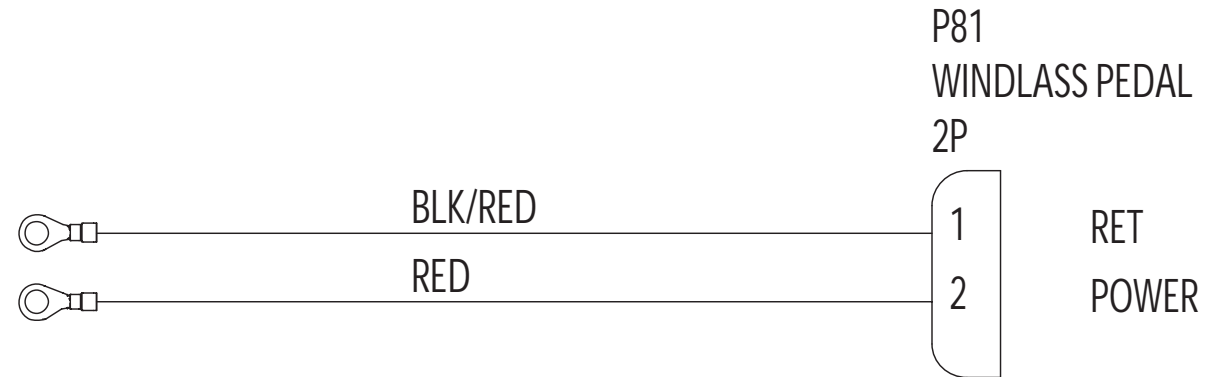
268 VISTA WINDLASS RELAY (MAXWELL) HARNESS ASSEMBLY

FP01
FOOT PEDAL



FP01
FOOT PEDAL

FP01
FOOT PEDAL

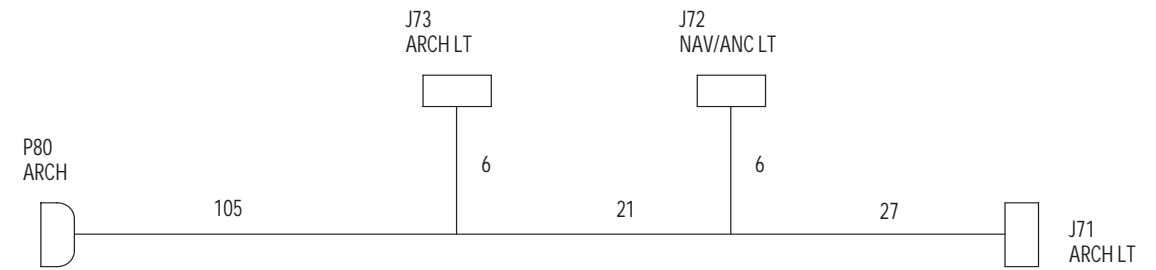
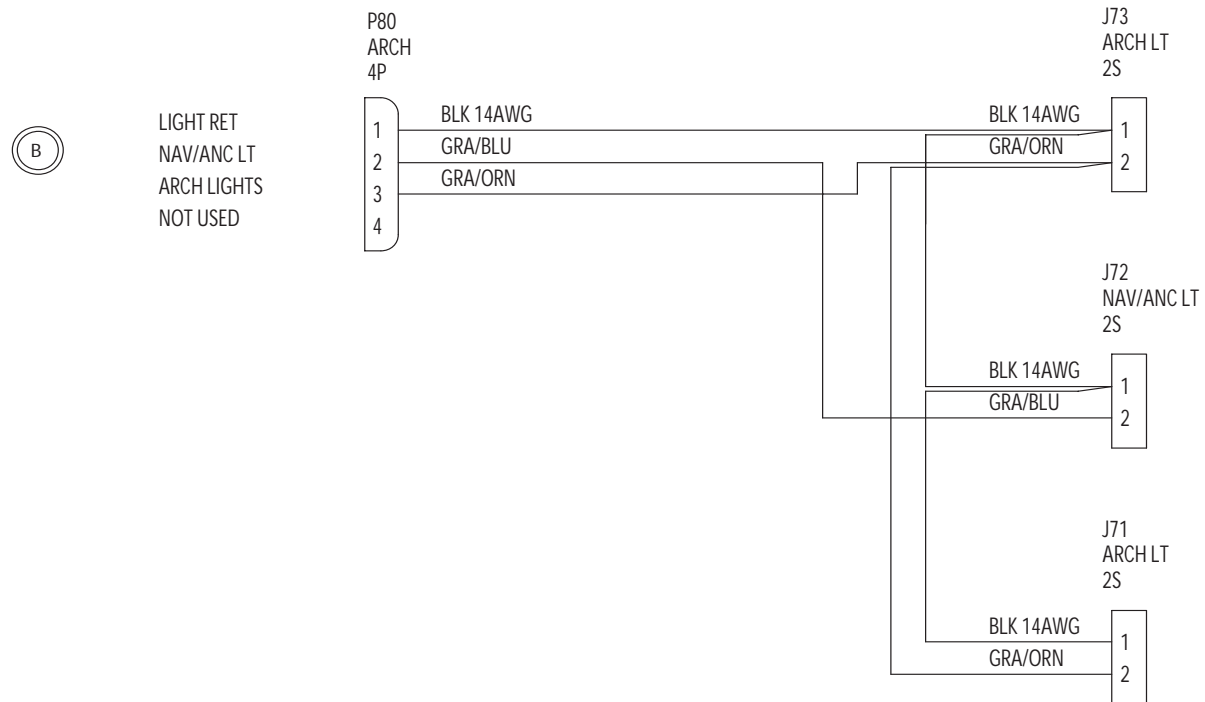


FOUR WINNS PARTS LIST

ITEM	PART NUMBER	QUANTITY	DESCRIPTION	FUNCTION	MANUFACTURER
	028-0193	2	TERM,RING,3/8,16-14	11	AMP
	028-0390	2	PIN,UMNL,18-14	41	AMP
FP01		REF	FOOT PEDAL,MAXWELL	FOOT PEDAL	
P81	028-0447	1	PLUG,UMNL,2 CKT	WINDLASS PEDAL	AMP

FOUR WINNS WIRE LIST

COLOR	GA	FIRST	PIN	TERM	NOTE	SECOND	PIN	TERM	NOTE	FUNCTION
BLK/RED	16	FP01	-	10	BA	P81	1	41		WINDLASS PEDAL RET
RED	16	FP01	+	10	BA	P81	2	41		WINDLASS PEDAL POWER



FOUR WINNS PARTS LIST

ITEM	PART NUMBER	QUANTITY	DESCRIPTION	FUNCTION	MANUFACTURER
	028-0390	3	PIN,UMNL,18-14	41	AMP
	028-0454	6	SOCKET,UMNL,18-14	42	AMP
J71	028-0441	1	RECEPT,UNNL,2 CKT	ARCH LT	AMP
J72	028-0441	1	RECEPT,UMNL,2 CKT	NAV/ANC LT	AMP
J73	028-0441	1	RECEPT,UMNL,2 CKT	ARCH LT	AMP
P80	028-0448	1	PLUG,UMNL,4 CKT	ARCH	AMP

FOUR WINNS WIRE LIST

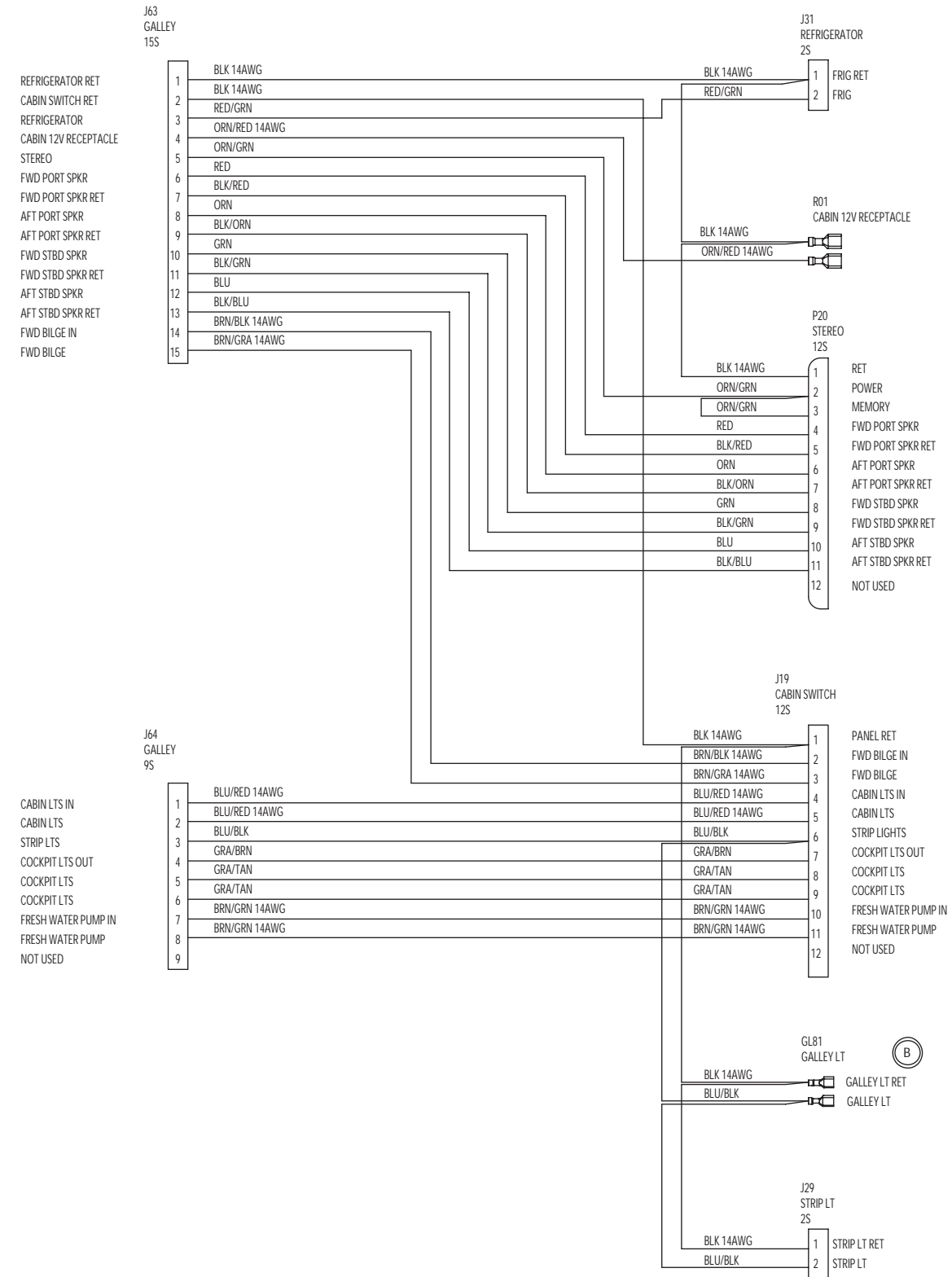
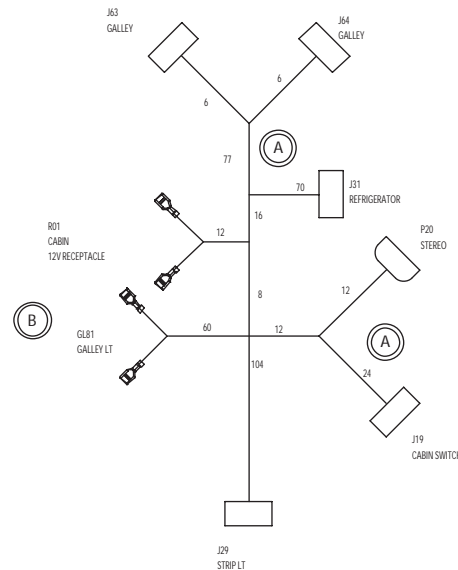
COLOR	GA	FIRST	PIN	TERM	NOTE	SECOND	PIN	TERM	NOTE	FUNCTION
GRA/BLU	16	P80	2	41		J72	2	42		NAV LT
GRA/ORN	16	P80	3	41		J73	2	42	SA	ARCH LT
BLK	14	P80	1	41		J73	1	42	SB	LIGHT RET
GRA/ORN	16	J73	2	42	SA	J71	2	42		ARCH LT
BLK	14	J73	1	42	SB	J72	1	42	SC	NAV LT RET
BLK	14	J72	1	42	SC	J71	1	42		ARCH LT RET

FOUR WINNS PARTS LIST

ITEM	PART NUMBER	QUANTITY	DESCRIPTION	FUNCTION	MANUFACTURER
	028-0177	2	TERM.FASTON, 250,18-14	02	AMP
	028-0454	51	SOCKET,UMNL,18-14	42	AMP
J19	028-0445	1	RECEPT,UMNL,12 CKT	CABIN SWITCH	AMP
J29	028-0441	1	RECEPT,UMNL,2 CKT	STRIP LT	AMP
J31	028-0441	1	RECEPT,UMNL,2 CKT	REFRIGERATOR	AMP
J63	028-0446	1	RECEPT,UMNL,15 CKT	GALLEY	AMP
J64	028-0443	1	RECEPT,UMNL,9 CKT	GALLEY LT	AMP
GL81		REF	FLOURESCENT LIGHT	GALLEY LT	HELLA
R01	028-1100	REF	RECEPT,12V AFI	CABIN 12V RECEPTACLE	AMP
P20	028-0451	1	PLUG,UMNL,12 CKT	STEREO	AMP

FOUR WINNS WIRE LIST

COLOR	GA	FIRST	PIN	TERM	NOTE	SECOND	PIN	TERM	NOTE	FUNCTION
BLK	14	J63	1	42		J31	1	42	SA	REFRIGERATOR RET
BLK	14	J63	2	42		J19	1	42	SB	CABIN SWITCH RET
RED/GRN	16	J63	3	42		J31	2	42		REFRIGERATOR
ORN/RED	14	J63	4	42		R01	+	02		CABIN 12V RECEPTACLE
ORN/GRN	16	J63	5	42		P20	2	42	SD	STEREO
RED	16	J63	6	42		P20	4	42		FWD PORT SPKR
BLK/RED	16	J63	7	42		P20	5	42		FWD PORT SPKR RET
ORN	16	J63	8	42		P20	6	42		AFT PORT SPKR
BLK/ORN	16	J63	9	42		P20	7	42		AFT PORT SPKR RET
GRN	16	J63	10	42		P20	8	42		FWD STBD SPKR
BLK/GRN	16	J63	11	42		P20	9	42		FWD STBD SPKR RET
BLU	16	J63	12	42		P20	10	42		AFT STBD SPKR
BLK/BLU	16	J63	13	42		P20	11	42		AFT STBD SPKR RET
BRN/BLK	14	J63	14	42		J19	2	42		FWD BILGE IN
BRN/GRA	14	J63	15	42		J19	3	42		FWD BILGE
BLU/RED	14	J64	1	42		J19	4	42		CABIN LTS IN
BLU/RED	14	J64	2	42		J19	5	42		CABIN LTS
BLU/BLK	16	J64	3	42		J19	6	42	SF	STRIP LTS
GRA/BRN	16	J64	4	42		J19	7	42		COCKPIT LTS OUT
GRA/TAN	16	J64	5	42		J19	8	42		COCKPIT LTS
GRA/TAN	16	J64	6	42		J19	9	42		COCKPIT LTS
BRN/GRN	16	J64	7	42		J19	10	42		FRESH WATER PUMP IN
BRN/GRN	16	J64	8	42		J19	11	42		FRESH WATER PUMP
BLK	14	J31	1	42	SA	R01	-	02	SC	CABIN RECEPTACLE RET
BLK	14	R01	-	02	SC	P20	1	42		STEREO RET
ORN/GRN	16	P20	2	42	SD	P20	3	42		STEREO MEMORY
BLK	14	J19	1	42	SB	GL81	NEG	02	SE	GALLEY LT RET
BLK	14	GL81	NEG	02	SE	J29	1	42		STRIP LT RET
BLU/BLK	16	J19	6	42	SF	GL81	POS	02	SG	GALLEY LT RET
BLU/BLK	16	GL81	POS	02	SG	J29	2	42		STRIP LT RET



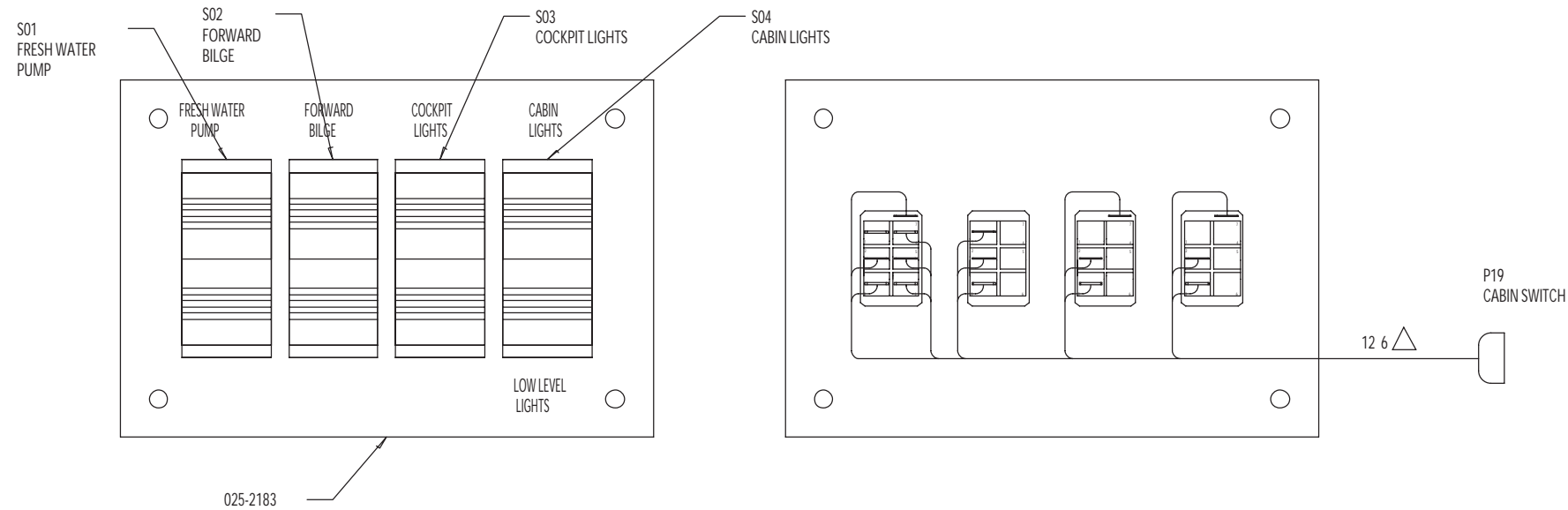
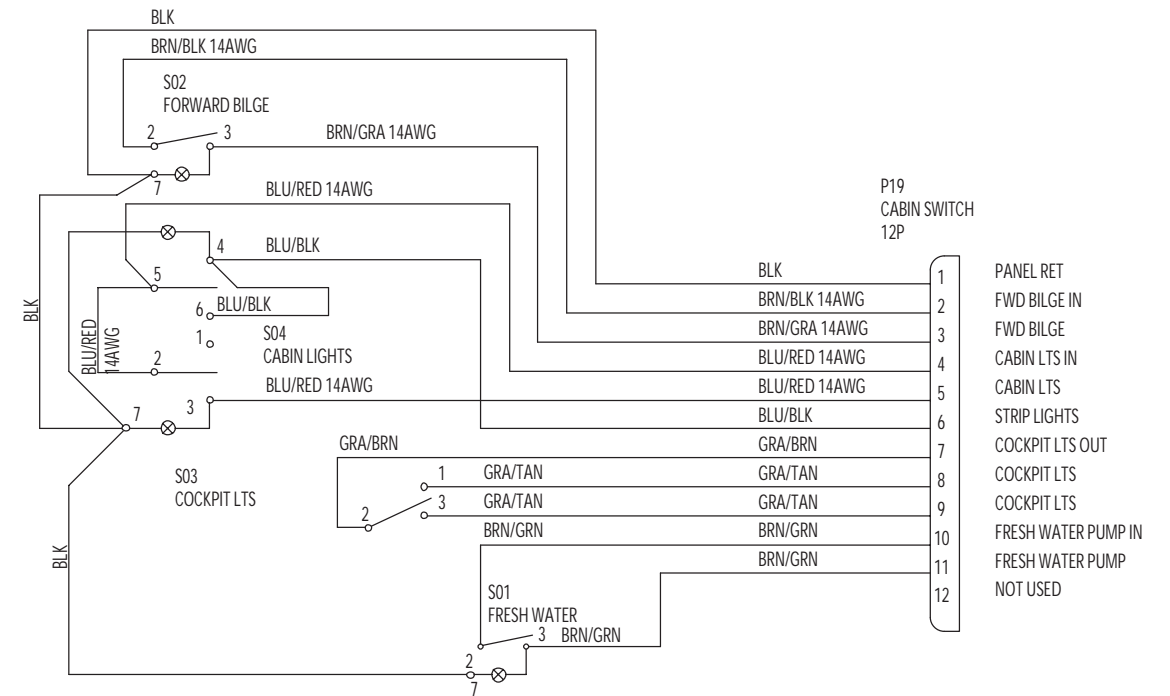
268 VISTA
PORT HULL SYSTEMS
HARNESS ASSEMBLY

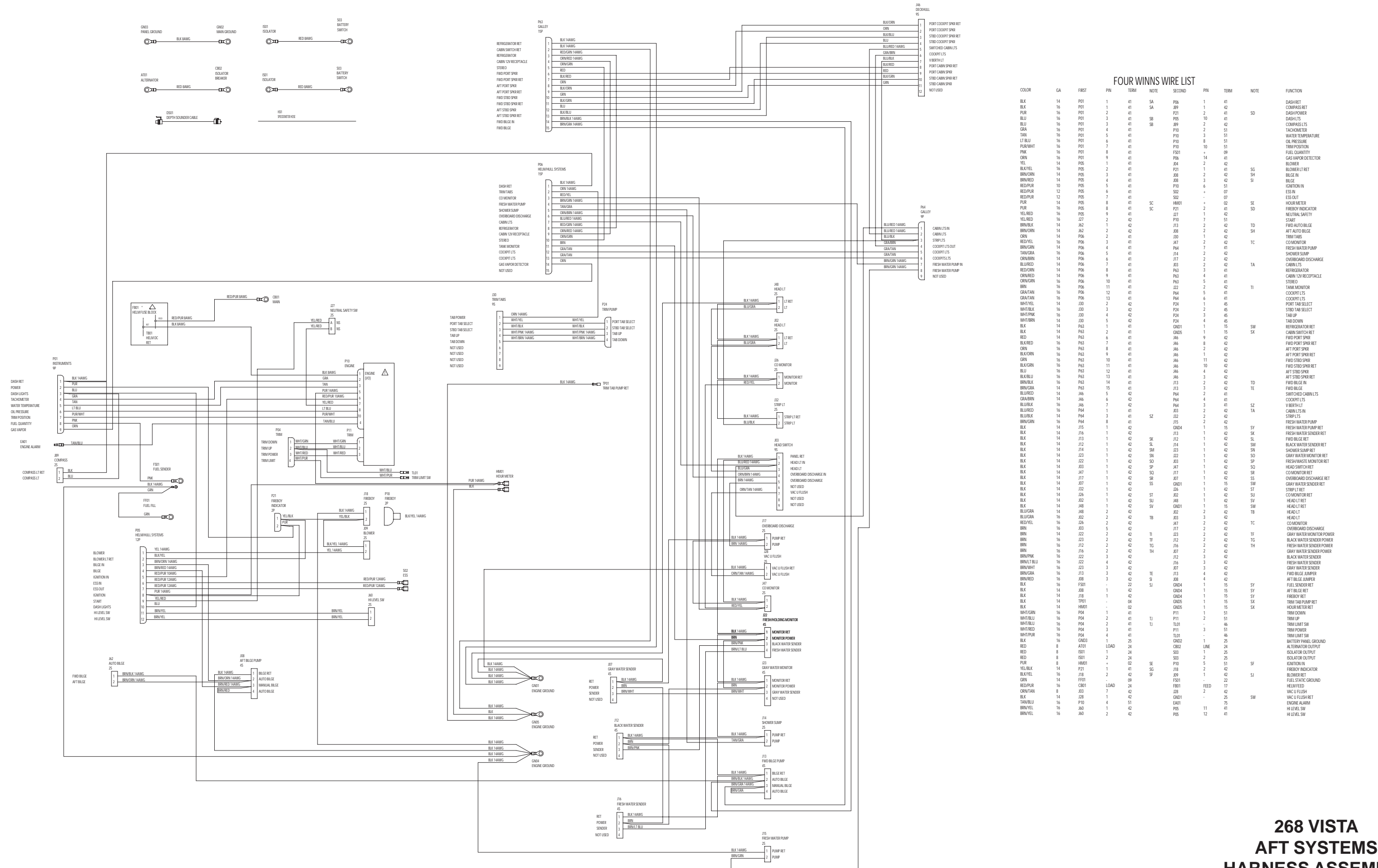
FOUR WINNS PARTS LIST

ITEM	PART NUMBER	QUANTITY	DESCRIPTION	FUNCTION	MANUFACTURER
	028-0177	15	RECEPT,FASTON,250,18-14	02	AMP
	028-0390	11	PIN,UMNL,18-14	41	AMP
	025-2183	1	PANEL,BLANK,CABIN LTS		
P65	028-0450	1	PLUG,UMNL,12 CKT	CABIN SWITCH	AMP
S01	028-0457	1	SWITCH,SPST,CONT III	FRESH WATER PUMP	CARL SW
S02	028-0457	1	SWITCH,SPST,CONT III	FORWARD BILGE	CARL SW
S03	028-1135	1	SWITCH,ON-ON CONT III	COCKPIT LTS	CARL SW
S04	028-0504	1	SWITCH ,DPDT,CONT III	CABIN LTS	CARL SW

FOUR WINNS WIRE LIST

COLOR	GA	FIRST	PIN	TERM	NOTE	SECOND	PIN	TERM	NOTE	FUNCTION
BLK	16	P19	1	41		S02	7	02	SA	PANEL RET
BRN/BLK	14	P19	2	41		S02	2	02		FWD BILGE IN
BRN/GRA	14	P19	3	41		S02	3	02		FWD BILGE
BLU/RED	14	P19	4	41		S04	5	02	SD	CABIN LTS IN
BLU/RED	14	P19	5	41		S04	3	02		CABIN LTS
BLU/BLK	16	P19	6	41		S04	4	02	SC	STRIP LTS
GRA/BRN	16	P19	7	41		S03	2	02		COCKPIT LTS OUT
GRA/TAN	16	P19	8	41		S03	1	02		COCKPIT LTS
GRA/TAN	16	P19	9	41		S03	3	02		COCKPIT LTS
BRN/GRN	16	P19	10	41		S01	2	02		FRESH WATER PUMP IN
BRN/GRN	16	P19	11	41		S01	3	02		FRESH WATER PUMP
BLK	16	S02	7	02	SA	S04	7	02	SB	SWITCH LT RET
BLK	16	S04	7	02	SB	S01	7	02		SWITCH LT RET
BLU/RED	14	S04	2	02		S04	5	02	SD	CABIN LT SWITCH JUMPER
BLU/BLK	16	S04	4	02	SC	S04	6	02		CABIN LT SWITCH JUMPER



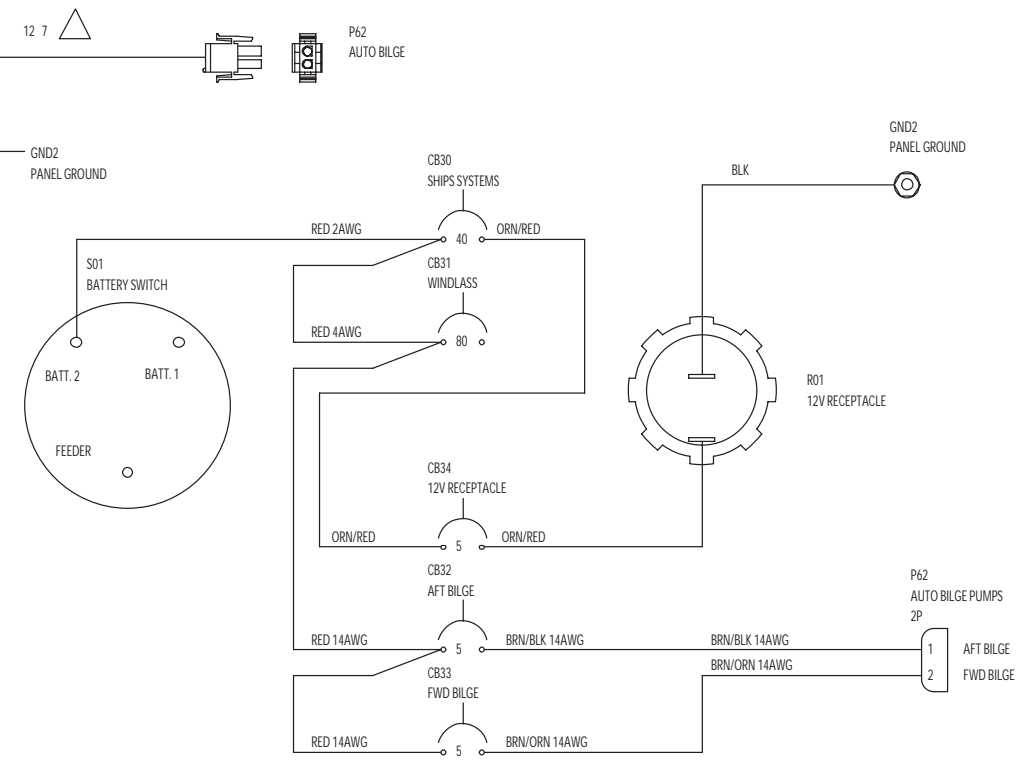
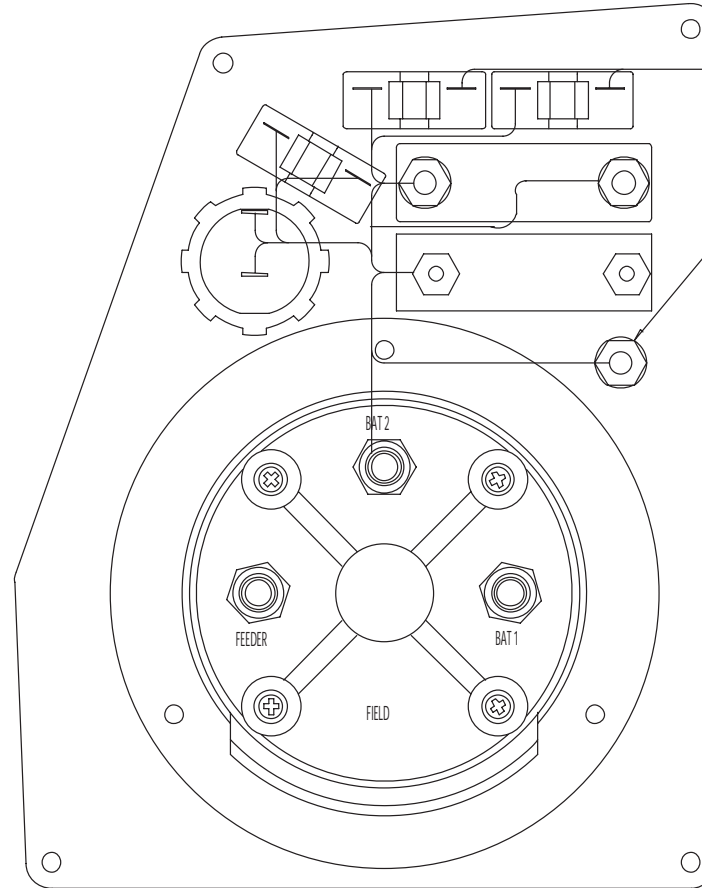
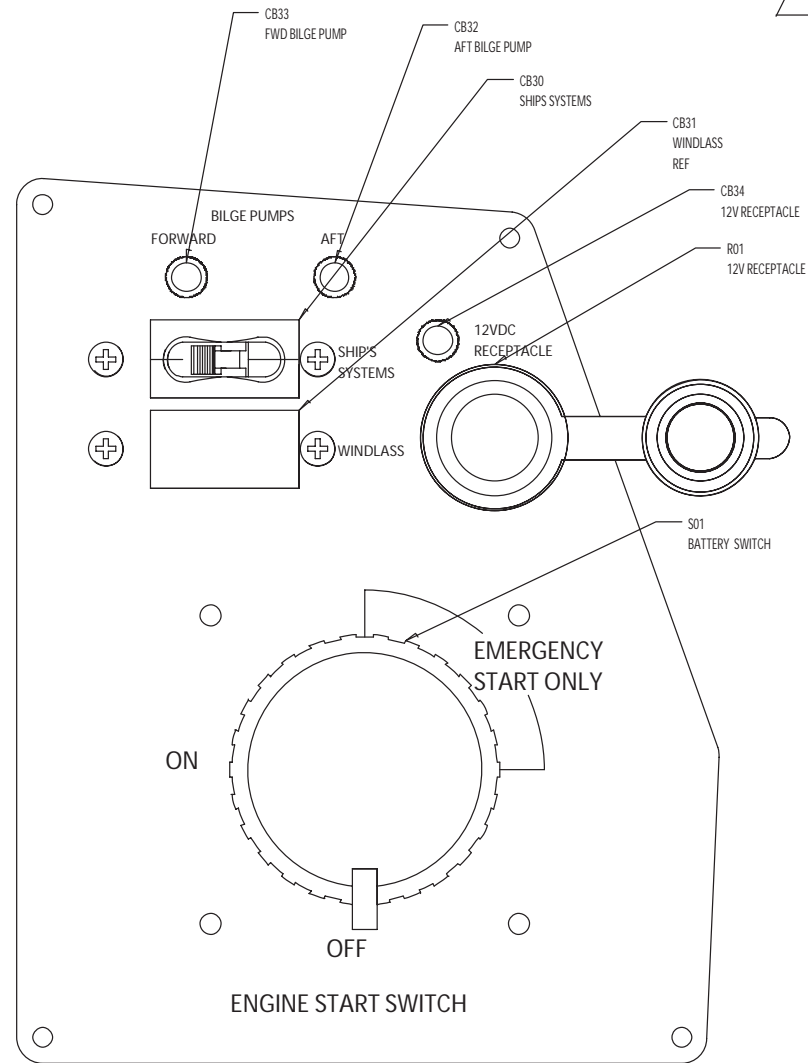
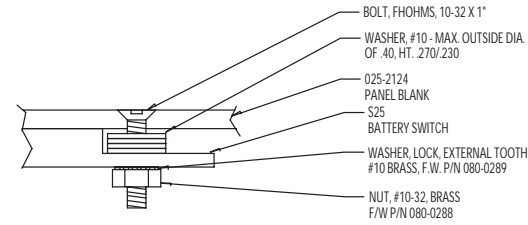


FOUR WINNS WIRE LIST

COLOR	GA	FIRST	PN	TERM	NOTE	SECOND	PN	TERM	NOTE	FUNCTION
BLK	14	P01	1	41	SA	P06	1	41		DASH RET
BLK	16	P01	1	41	SA	J89	1	42		COMPASS RET
PUR	16	P01	2	41		P21	2	41		DASH POWER
BLU	16	P01	3	41	SB	P05	10	41		DASH LITS
BLU	16	P01	3	41	SB	J89	2	42		COMPASS LITS
GRA	16	P01	4	41		P10	2	51		TACHOMETER
TAN	16	P01	5	41		P10	3	51		WATER TEMPERATURE
LT BLU	16	P01	6	41		P10	8	51		OIL PRESSURE
PUR/WHI	16	P01	7	41		P10	10	51		TRM POSITION
PNK	16	P01	8	41		F501	+	09		FUEL QUANTITY
CRN	16	P01	9	41		P06	14	41		GAS VAPOR DETECTOR
YEL	14	P05	1	41		J84	2	42		BLOWER
BLK/YEL	16	P05	2	41		P21	1	41	SG	BLOWER LT RET
BRN/CRN	16	P05	3	41		J08	2	42	SH	BLGE IN
BRN/RED	14	P05	4	41		J88	3	42		BLGE
RED/PUR	10	P05	5	41		P10	6	51	SI	IGNITION
RED/PUR	12	P05	6	41		S02	+	07		ESS IN
RED/PUR	12	P05	7	41		S02	-	07		ESS OUT
PUR	14	P05	8	41	SC	HM01	+	02	SE	HOUR METER
PUR	16	P05	8	41		P21	2	41	SD	FREBOY INDICATOR
YEL/RED	16	P05	9	41		J27	1	42		NEUTRAL SAFETY
YEL/RED	16	P05	10	41		P10	7	51		START
BRN/BLK	14	J62	1	42		J13	2	42	TD	FWD AUTO BLGE
BRN/CRN	14	J62	2	42		J08	2	42	SH	AFT AUTO BLGE
BLK/BLK	14	J62	3	42		J80	1	42		TRM TABS
STRIP LITS	16	P06	3	41		J47	2	42	TC	CO MONITOR
BRN/CRN	14	P06	4	41		P64	7	41		FRESH WATER PUMP
TAN/GRN	16	P06	5	41		J14	2	42		SHOWER SUMP
CRN/BRN	14	P06	6	41		J17	2	42		OVERBOARD DISCHARGE
BLU/RED	14	P06	7	41		J03	2	42	TA	CABIN LITS
RED/CRN	14	P06	8	41		P63	3	41		REFRIGERATOR
CRN/RED	14	P06	9	41		P63	4	41		CABIN 12V RECEPTACLE
CRN/GRN	16	P06	10	41		P63	5	41		STEREO
BRN	16	P06	11	41		J22	2	42	TI	TANK MONITOR
GRAT/CRN	16	P06	12	41		P64	5	41		COCKPIT LITS
GRAT/CRN	16	P06	13	41		P64	6	41		PORT TAB SELECT
WHI/YEL	14	J30	2	42		P24	1	45		STBD TAB SELECT
WHI/BLK	16	J30	3	42		P24	2	45		STBD TAB SELECT
WHI/PUR	14	J30	4	42		P24	3	45		TAB UP
WHI/BRN	14	J30	5	42		P24	4	45		TAB DOWN
BLK	14	P63	1	41		GN05	1	15	SW	REFRIGERATOR
BLK	14	P63	2	41		GN05	2	15	SK	CABIN SWITCH RET
RED	14	P63	6	41		J46	9	42		FWD PORT SPR
BLK/RED	16	P63	7	41		J46	8	42		FWD PORT SPR RET
CRN	16	P63	8	41		J46	2	42		AFT PORT SPR
BLK/CRN	16	P63	9	41		J46	1	42		AFT PORT SPR RET
GRN	16	P63	10	41		J46	11	42		FWD STBD SPR
BLK/GRN	16	P63	11	41		J46	10	42		FWD STBD SPR RET
BLU	16	P63	12	41		J46	4	42		AFT STBD SPR
BLK/BLU	16	P63	13	41		J46	3	42		AFT STBD SPR RET
BRN/BLK	16	P63	14	41		J13	2	42	TD	FWD BLGE IN
BRN/GRN	16	P63	15	41		J13	3	42	TE	FWD BLGE
BLU/RED	14	J46	5	42		P64	2	41		SWITCHED CABIN LITS
GRN/BRN	14	J46	6	42		P64	4	41		COCKPIT LITS
BLU/BLK	16	J46	7	42		P64	3	41	SZ	V BERTH LT
BLU/RED	16	P64	1	41		P64	1	41	TA	CABIN LITS BRN
BLU/BLK	14	P64	3	41	SZ	J32	2	42		STRIP LITS
BRN/GRN	16	P64	8	41		J15	2	42		FRESH WATER PUMP
BLK	14	J15	1	42	SK	GN04	1	15	SY	FRESH WATER PUMP RET
BLK	14	J16	1	42	SK	J13	1	42	SK	FRESH WATER SENDER RET
BLK	14	J12	1	42	SK	J12	1	42	SL	FWD BLGE RET
BLK	14	J12	1	42	SK	J14	1	42	SM	BLACK WATER SENDER RET
BLK	14	J14	1	42	SM	J14	1	42	SN	SHOWER SUMP RET
BLK	14	J23	1	42	SN	J22	1	42	SO	GRAY WATER MONITOR RET
BLK	14	J22	1	42	SN	J03	1	42	SP	FRESH WATER MONITOR RET
BLK	14	J07	1	42	SP	J47	1	42	SQ	HEAD SWITCH RET
BLK	14	J47	1	42	SQ	J17	1	42	SR	CO MONITOR RET
BLK	14	J17	1	42	SR	J07	1	42	SS	OVERBOARD DISCHARGE RET
BLK	14	J26	1	42	SS	GN01	1	15	SW	GRAY WATER SENDER RET
BLK	14	J26	1	42	ST	J02	1	42	SU	CO MONITOR RET
BLK	14	J02	1	42	SU	J48	1	42	SV	HEAD LT RET
BLK	14	J48	1	42	SV	GN01	1	15	SW	HEAD LT RET
BLU/GRN	14	J48	2	42	TB	J02	2	42	TB	HEAD LT
BLU/GRN	16	J02	2	42	TB	J03	3	42		HEAD LT
RED/YEL	16	J26	2	42	TE	J47	2	42		CO MONITOR
BRN	14	J03	5	42	TE	J17	2	42	TE	OVERBOARD DISCHARGE
BRN	14	J22	2	42	TI	J23	2	42	TF	GRAY WATER MONITOR POWER
BRN	16	J23	2	42	TF	J12	2	42	TI	BLACK WATER SENDER POWER
BRN	16	J12	2	42	TE	J16	2	42	TH	FRESH WATER SENDER POWER
BRN	16	J16	2	42	TH	J07	2	42		GRAY WATER SENDER POWER
BRN/PNK	16	J22	3	42		J12	3	42		BLACK WATER SENDER
BRN/BLU	16	J22	4	42		J16	3	42		FRESH WATER SENDER
BLK	16	J23	3	42		J07	3	42		GRAY WATER SENDER
BRN/GRN	16	J13	3	42	TE	J13	4	42		FWD BLGE JUMPER
BRN/RED	16	J08	3	42	SI	J08	4	42		AFT BLGE JUMPER
BLK	14	T901	-	04	GN04	-	02	15	SY	FUEL SENDER RET
BLK	14	J08	1	42	GN04	-	01	15	SY	AFT BLGE RET
BLK	14	J18	1	42	GN04	-	01	15	SY	FREBOY RET
BLK	14	T901	-	04	GN05	-	01	15	SK	TRM TAB PUMP RET
BLK	14	HM01	-	02	GN05	-	01	15	SK	HOUR METER RET
WHI/GRN	16	P04	1	41		P11	1	51		TRM DOWN
WHI/BLU	16	P04	2	41	TJ	P11	2	51		TRM UP
WHI/BLU	16	P04	2	41	TJ	TL01	-	46		TRM LIMIT SW
WHI/RED	16	P04	3	41		P11	3	51		TRM POWER
WHI/PUR	16	P04	4	41		TL01	-	46		TRM LIMIT SW
BLK	16	GN02	1	25		GN02	1	25		BATTERY PANEL GROUND
RED	8	AT01	LOAD	24		CB02	LINE	24		ALTERNATOR OUTPUT
RED	8	IS01	1	24		S03	1	25		ISOLATOR OUTPUT
RED	8	IS01	2	24		S03	2	25		ISOLATOR OUTPUT
PUR	8	HM01	+	02	SE	P10	5	51	SF	IGNITION IN
YEL/BLK	14	P21	1	41	SG	J18	2	42		FREBOY INDICATOR
BLU/EL	16	J18	2	42	SF	J09	1	42	SI	BLOWER RET
CRN	14	F501	-	09		F501	-	09		FUEL STATIC GROUND
RED/PUR	16	CB01	LOAD	24		F801	FEED	17		HELM FEED
CRN/TAN	8	J03	7	42		J28	2	42		VAC U FLUSH
BLK	14	J28	1	42		GN01	-	25		VAC U FLUSH RET
BLK	16	P10	4	51		EA01	75			ENGINE ALARM
BRN/YEL	16	J60	1	42		P05	11	41		H LEVEL SW
BRN/YEL	16	J60	2	42		P05	12	41		H LEVEL SW

268 VISTA
AFT SYSTEMS
HARNESS ASSEMBLY

BATTERY SWITCH MOUNTING DETAIL

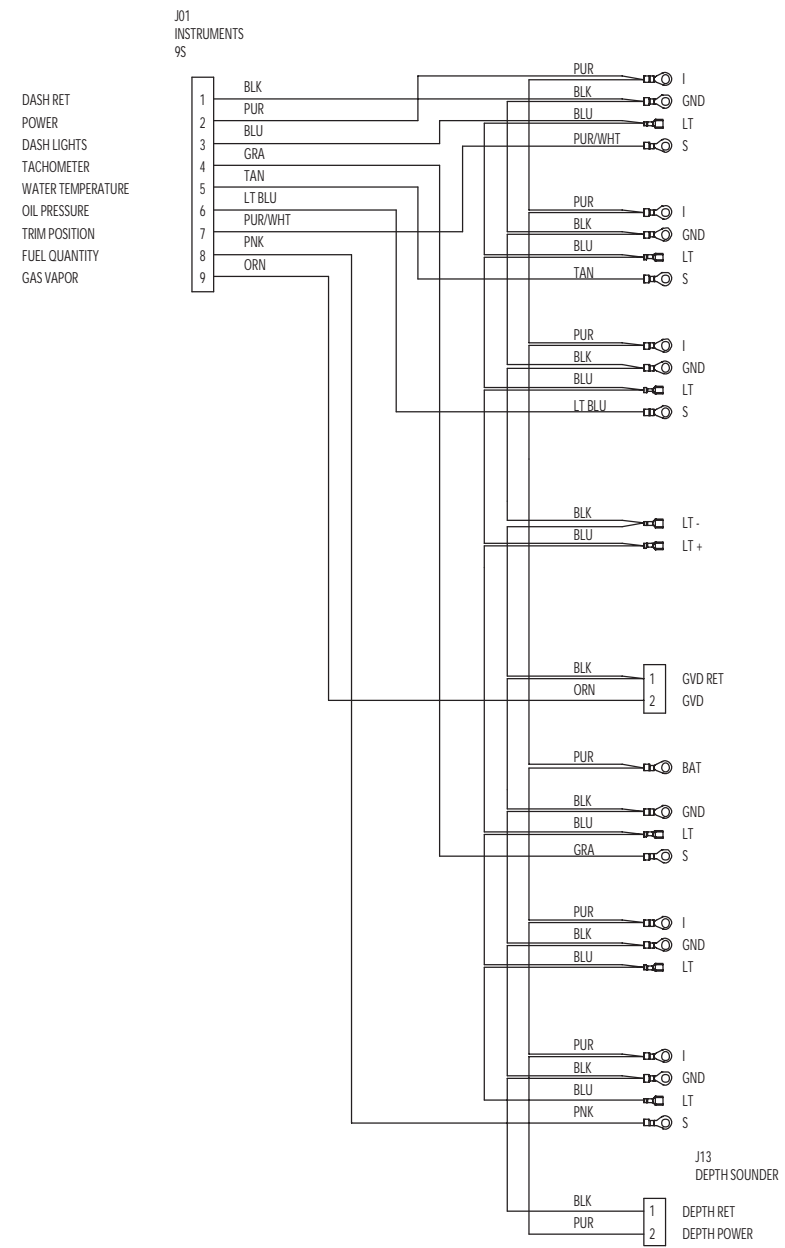
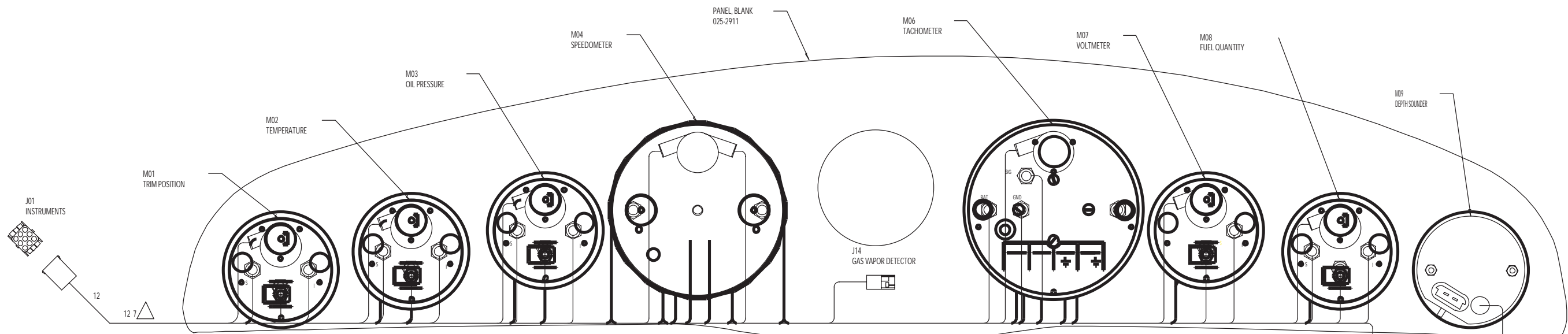


FOUR WINNS PARTS LIST

ITEM	PART NUMBER	QUANTITY	DESCRIPTION	FUNCTION	MANUFACTURER
	028-0177	8	TERM,FASTON,.250,18-14	02	AMP
	018-0192	1	TERM,RING,1/4,16-14	10	AMP
	028-0286	1	TERM,RING,3/8,16-14	11	AMP
		2	TERM,RING,1/4,4	35	AMP
		1	TERM,RING,1/4,2	31	AMP
	028-0399	1	TERM,RING,3/8,2	18	AMP
	028-0390	2	PIN,UMNL,18-14	41	AMP
	025-2124	1	PANEL,BLANK,BATTERY SWITCH		
	028-0470	1	BREAKER,40A	SHIPS SYSTEMS	CARL SW
CB30	038-0482	REF	BREAKER,80A	WINDLASS	CARL SW
CB31	028-0393	1	BREAKER,5A	AFT BILGE	MP
CB32	028-0393	1	BREAKER,5A	FWD BILGE	MP
CB33	028-0393	1	BREAKER,5A	12V RECEPTACLE	MP
CB34		REF	PANEL GROUND	PANEL GROUND	
GND2	028-0447	1	PLUG,UMNL,2 CKT	AUTO BILGE PUMPS	AMP
P62	028-1100	1	RECEPTACLE,12V AFI	12V RECEPTACLE	AFI
R01	028-0485	1	SWITCH,DUAL BATTERY	BATTERY SWITCH	GUEST
S01					

FOUR WINNS WIRE LIST

COLOR	GA	FORST	PIN	TERM	NOTE	SECOND	PIN	TERM	NOTE	FUNCTION
RED	2	S01	BATT2	18		CB30	LINE	31		SHIPS SYSTEMS
RED	4	CB30	LINE	35		CB31	LINE	35		WINDLASS
ORN/RED	16	CB30	LOAD	10		CB34	LINE	02		12V RECEPTACLE IN
RED	14	CB31	LINE	24		CB32	LINE	02	SA	AFT BILGE PUMP IN
RED	14	CB32	LINE	02		CB33	LINE	02		FWD BILGE PUMP IN
ORN/RED	16	CB34	LOAD	02		R01	+	02		12V RECEPTACLE
BRN/BLK	14	CB32	LOAD	02		P62	1	41		AFT BILGE
BRN/ORN	14	CB33	LOAD	02		P62	2	41		FWD BILGE
BLK	16	R01	-	02		GND2	-	11		12V RECEPTACLE RET



M01
TRIM POSITION

M02
WATER TEMPERATURE

M03
OIL PRESSURE

M04
SPEEDOMETER

J14
GAS VAPOR DETECTOR

M06
TACHOMETER

M07
VOLTMETER

M08
FUEL QUANTITY

J13 DEPTH SOUNDER
P13 DEPTH SOUNDER

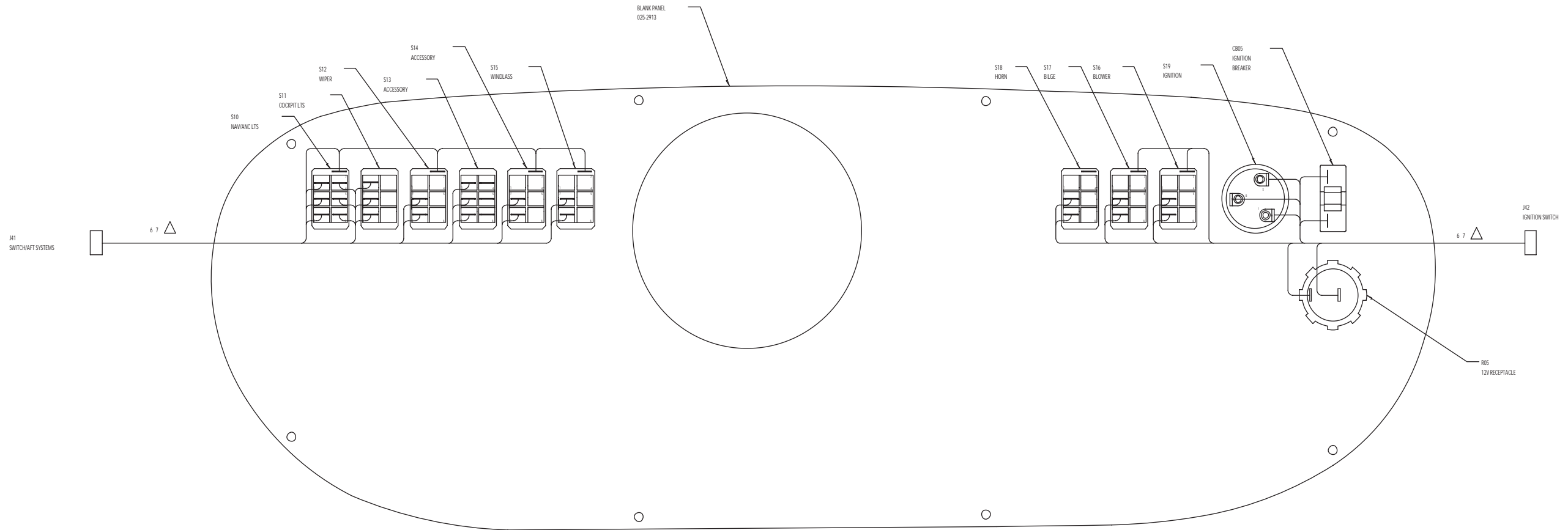
FOUR WINNS PARTS LIST

ITEM	PART NUMBER	QUANTITY	DESCRIPTION	FUNCTION	MANUFACTURER
	028-0177	8	RECEPT FASTON, 250, 18-14	02	AMP
	028-0199	17	TERM. BRNG. P.C. #B, 16-14	08	AMP
	028-0290	2	PRILUMIL, 18-14	41	AMP
	028-0454	9	SOCKET UMINL, 18-14	42	AMP
	028-0211	5	RECEPT SOCKET # STUO, 16-14	46	AMP
	025-2911	1	PANEL BLANK INSTR. BURL		AMP
J01	028-0442	1	RECEPT UMINL, 2 CKT	INSTRUMENT	AMP
J13	028-0441	1	RECEPT UMINL, 2 CKT	DEPTH SOUNDER	AMP
J14	028-0441	1	RECEPT UMINL, 2 CKT	GAS VAPOR DETECTOR	AMP
M01	024-0508	1	GAUGE TRIM POSITION	TRIM POSITION	FARA
M02	024-0507	1	GAUGE WATER TEMP	WATER TEMP	FARA
M03	024-0509	1	GAUGE OIL PRESSURE	OIL PRESSURE	FARA
M04	024-0500	1	GAUGE 50 MPH SPEEDO	SPEEDOMETER	FARA
M06	024-0505	1	GAUGE TACH	TACHOMETER	FARA
M07	024-0510	1	GAUGE VOLTMETER	VOLTMETER	FARA
M08	024-0511	1	GAUGE FUEL	FUEL QUANTITY	FARA
M09	028-1748	1	DEPTH FINDER	DEPTH SOUNDER	FARA
P13	028-0447	1	PLUG UMINL, 2 CKT	DEPTH SOUNDER	AMP

FOUR WINNS WIRE LIST

COLOR	GA	FIRST	PN	TERM	NOTE	SECOND	PN	TERM	NOTE	FUNCTION
BLK	16	J01	1	42		M01	GND	08	SH	TRIM POSITION RET
PUR	16	J01	2	42		M01	1	08	SA	TRIM POSITION +
BLU	16	J01	3	42		M01	LT	02	ST	TRIM POSITION LT
GRA	16	J01	4	42		M02	5	08		TACH
TAN	16	J01	5	42		M02	5	08		WATER TEMPERATURE
LT BLU	16	J01	6	42		M03	5	08		OIL PRESSURE
PUR/WHT	16	J01	7	42		M01	5	08		TRIM POSITION
PNK	16	J01	8	42		M08	5	08		FUEL QUANTITY
ORN	16	J01	9	42		J14	2	42		GAS VAPOR DETECTOR
PUR	16	M01	1	08	SA	M02	1	08	SB	WATER TEMPERATURE +
PUR	16	M02	1	08	SB	M03	1	08	SC	OIL PRESSURE +
PUR	16	M03	1	08	SC	M06	BAT	08	SD	TACH -
PUR	16	M06	BAT	08	SD	M07	1	08	SE	VOLTMETER +
PUR	16	M07	1	08	SE	M08	1	08	SF	FUEL QUANTITY +
PUR	16	M08	1	08	SF	J13	2	42		DEPTH SOUNDER
BLK	16	M01	GND	08	SH	M02	GND	08	SI	WATER TEMP -
BLK	16	M02	GND	08	SI	M03	GND	08	SJ	OIL PRESSURE -
BLK	16	M03	GND	08	SJ	M04	LT-	02	SK	SPEEDOMETER LT -
BLK	16	M04	LT-	02	SK	J14	1	42	SN	GAS VAPOR DETECTOR -
BLK	16	J14	1	02	SN	M06	GND	08	SO	TACHOMETER -
BLK	16	M06	GND	08	SO	M07	GND	08	SV	VOLTMETER -
BLK	16	M07	GND	08	SV	M08	GND	02	SW	FUEL QUANTITY -
BLK	16	M08	GND	08	SW	J13	1	42		DEPTH FINDER -
BLU	16	M01	LT	02	ST	M02	LT	02	SU	WATER TEMP LT
BLU	16	M02	LT	02	ST	M03	LT	02	SV	OIL PRESSURE LT
BLU	16	M03	LT	02	SV	M04	LT	02	SW	SPEEDOMETER LT
BLU	16	M04	LT	02	SV	M06	LT	02	SX	TACHOMETER LT
BLU	16	M06	LT	02	SX	M07	LT	02	SY	VOLTMETER LT
BLU	16	M07	LT	02	SY	M08	LT	02		FUEL QUANTITY LT

**248/268 VISTA
INSTRUMENTATION
PANEL ASSEMBLY**

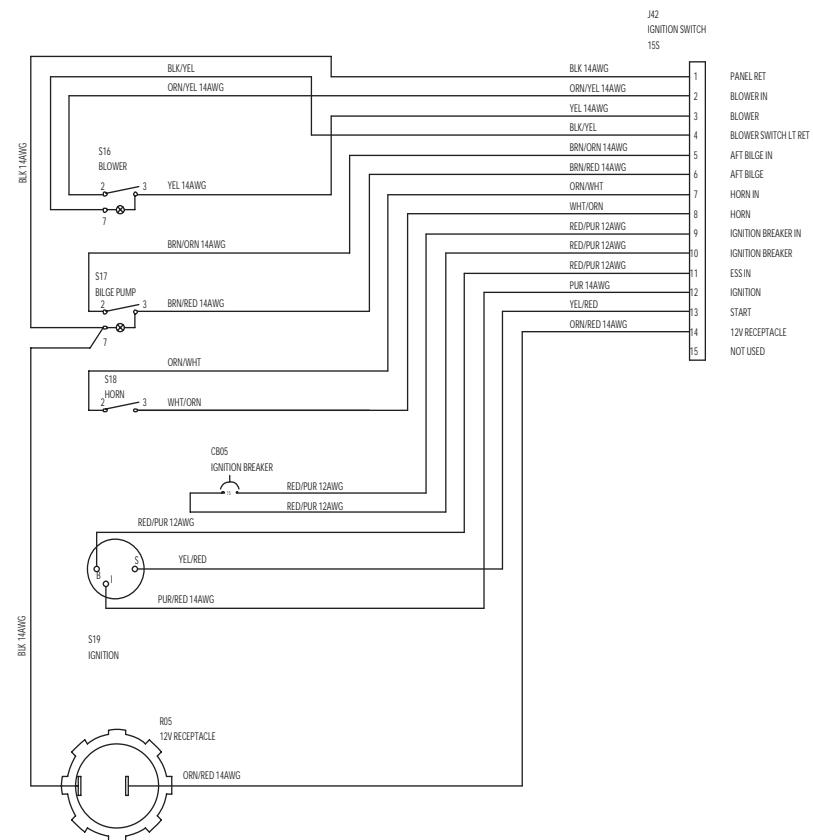
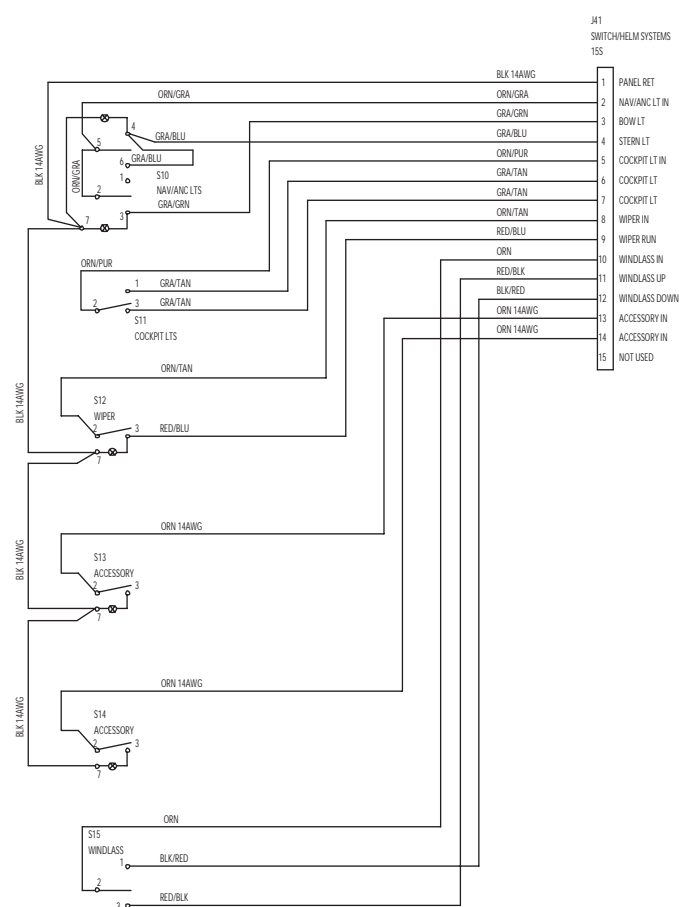


FOUR WINNS WIRE LIST

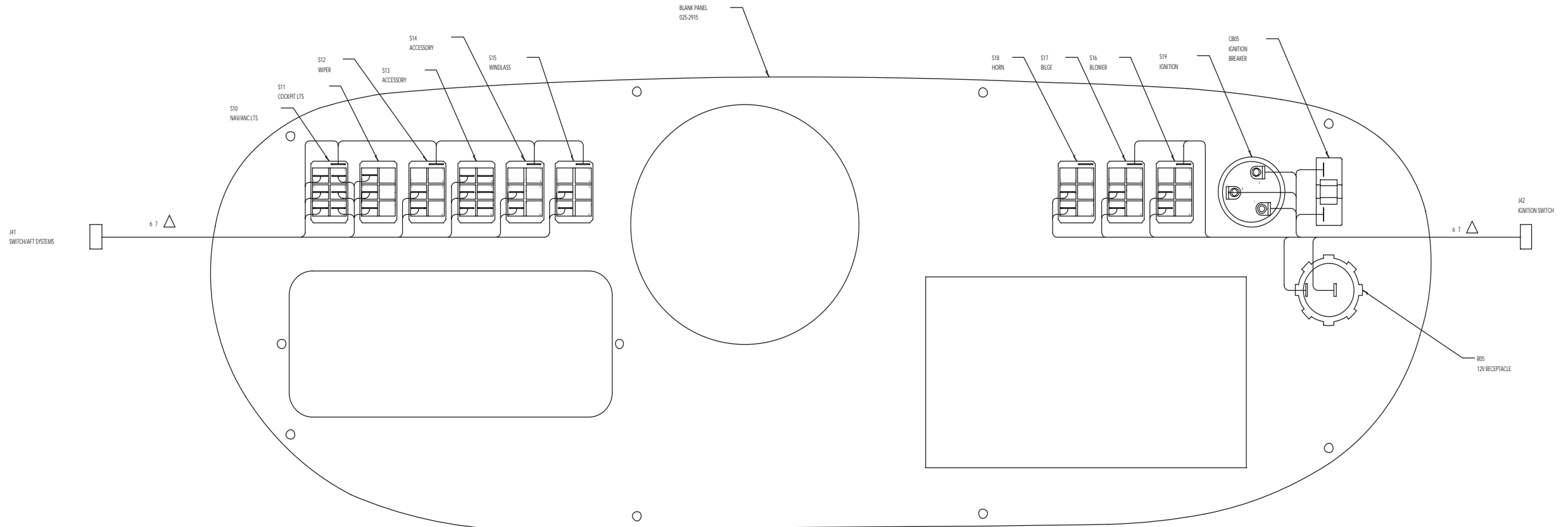
COLOR	GA	FIRST	PIN	TERM	NOTE	SECOND	PIN	TERM	NOTE	FUNCTION
BLK	14	J42	1	42		S17	7	02	SA	PANEL RET
ORV/YEL	14	J42	2	42		S16	2	02		BLOWER IN
YEL	14	J42	3	42		S16	3	02		BLOWER SWITCH LT RET
BLK/YEL	16	J42	4	42		S16	7	02		BLOWER
BRN/VORN	14	J42	5	42		S17	2	02		AFT BLGE IN
BRN/RED	14	J42	6	42		S17	3	02		AFT BLGE
ORV/WHT	16	J42	7	42		S18	2	02		HORN IN
WHT/ORN	16	J42	8	42		S18	3	02		HORN
RED/PUR	12	J42	9	42		CRBS	LINE	02		IGNITION BREAKER IN
RED/PUR	12	J42	10	42		CRBS	LOAD	02		IGNITION BREAKER
RED/PUR	12	J42	11	42		S19	8	02		ESS IN
PUR	14	J42	12	42		S19	1	02		IGNITION
YEL/RED	16	J42	13	42		S19	5	02		START
ORV/RED	14	J42	14	42		R05	+	02		12V RECEPTACLE
BLK	14	J41	1	42		S10	7	02	SB	PANEL RET
ORV/GRN	16	J41	2	42		S10	5	02		NAV/ANC LT IN
GRN/GRN	16	J41	3	42		S10	3	02		BOW LT
GRN/BLU	16	J41	4	42		S10	4	02		STERN LT
ORV/PUR	16	J41	5	42		S11	2	02		COCKPIT LT IN
GRN/TAN	16	J41	6	42		S11	1	02		COCKPIT LT
GRN/TAN	16	J41	7	42		S11	3	02		COCKPIT LT
ORV/TAN	16	J41	8	42		S12	2	02		WIPER IN
RED/BLU	16	J41	9	42		S12	3	02		WIPER RUN
ORN	16	J41	10	42		S15	2	02		WINDLASS IN
RED/BLK	16	J41	11	42		S15	3	02		WINDLASS UP
BLK/RED	16	J41	12	42		S15	1	02		WINDLASS DOWN
ORN	14	J41	13	42		S13	2	02		ACCESSORY IN
ORN	14	J41	14	42		S14	2	02		ACCESSORY IN
BLK	14	S17	7	02	SA	R05	-	02		12V RECEPTACLE RET
BLK	14	S10	7	02	SB	S14	7	02	SC	SWTCH LT RET
BLK	14	S12	7	02	SD	S14	7	02	SD	SWTCH LT RET
BLK	14	S14	7	02	SD	S15	7	02	SD	SWTCH LT RET

FOUR WINNS PARTS LIST

ITEM	PART NUMBER	QUANTITY	DESCRIPTION	FUNCTION	MANUFACTURER
	028-0177	34	TERM FASTON, 250,18-14	02	AMP
	028-0454	28	SOCKET LAMP, 18-14	42	AMP
	025-2913	1	PANEL,BLANK,INSTRUMENT		
CRBS	028-0467	1	BREAKER,15A	IGNITION BREAKER	MP
J41	028-0446	1	RECEPT,IMNL,15 CKT	SWTCH/HELM SYSTEMS	AMP
J42	028-0446	1	RECEPT,IMNL,15 CKT	IGNITION SWITCH	AMP
R05	028-1100	1	RECEPT,12V AFT	12V RECEPTACLE	AFI
S10	028-0504	1	SWTCH,DPDT,CONT III	NAV/ANC LTS	CARL SW
S11	028-1135	1	SWTCH,ON-ON,CONT III	COCKPIT LTS	CARL SW
S12	028-0457	1	SWTCH,SPST,CONT III	WIPER	CARL SW
S13	028-0457	1	SWTCH,SPST,CONT III	ACCESSORY	CARL SW
S14	028-0457	1	SWTCH,SPST,CONT III	ACCESSORY	CARL SW
S15	028-0457	1	SWTCH,SPST,CONT III	WINDLASS	CARL SW
S16	028-0457	1	SWTCH,SPST,CONT III	BLOWER	CARL SW
S17	028-0457	1	SWTCH,SPST,CONT III	BLGE PUMP	CARL SW
S18	028-0456	1	SWTCH,OFF,ON,CONT III	HORN	CARL SW
S19	028-0188	1	SWTCH,IGNITION,NO	IGNITION	GENERAL



248/268 VISTA
IGNITION/SWITCH-PANEL
ASSEMBLY W/O ELECTRONICS

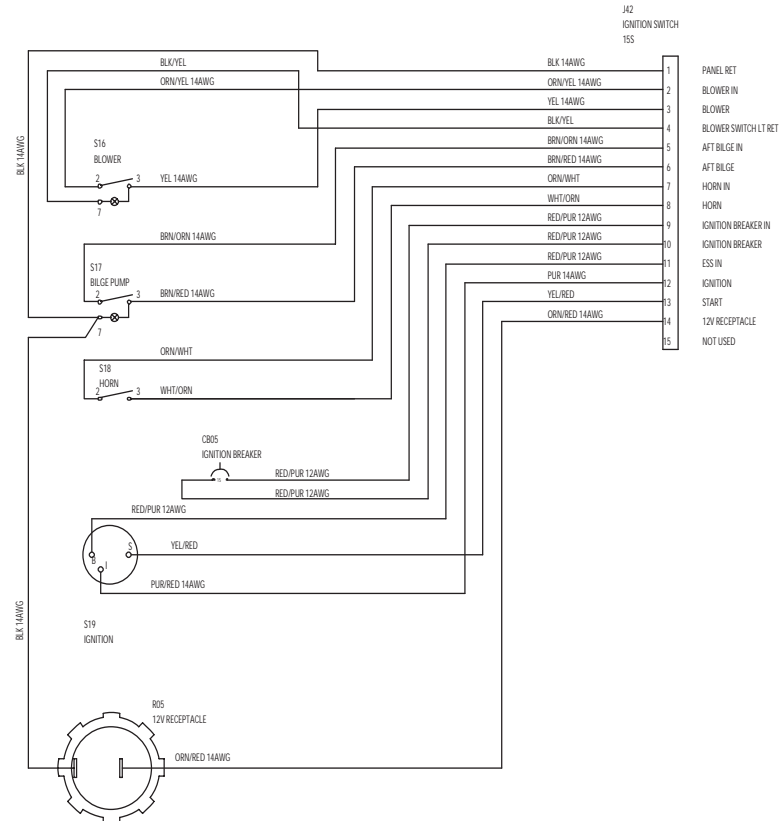
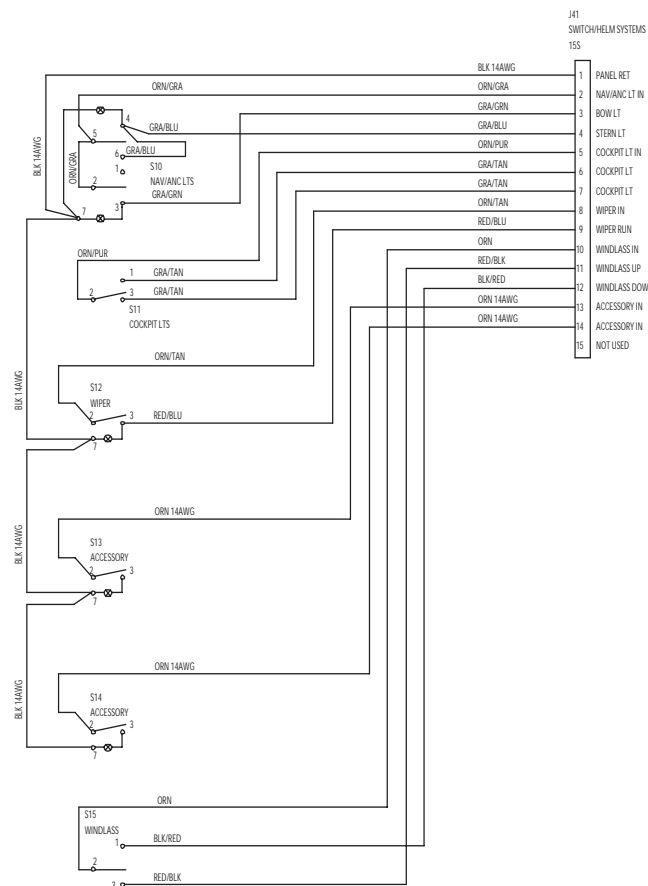


FOUR WINNS WIRE LIST

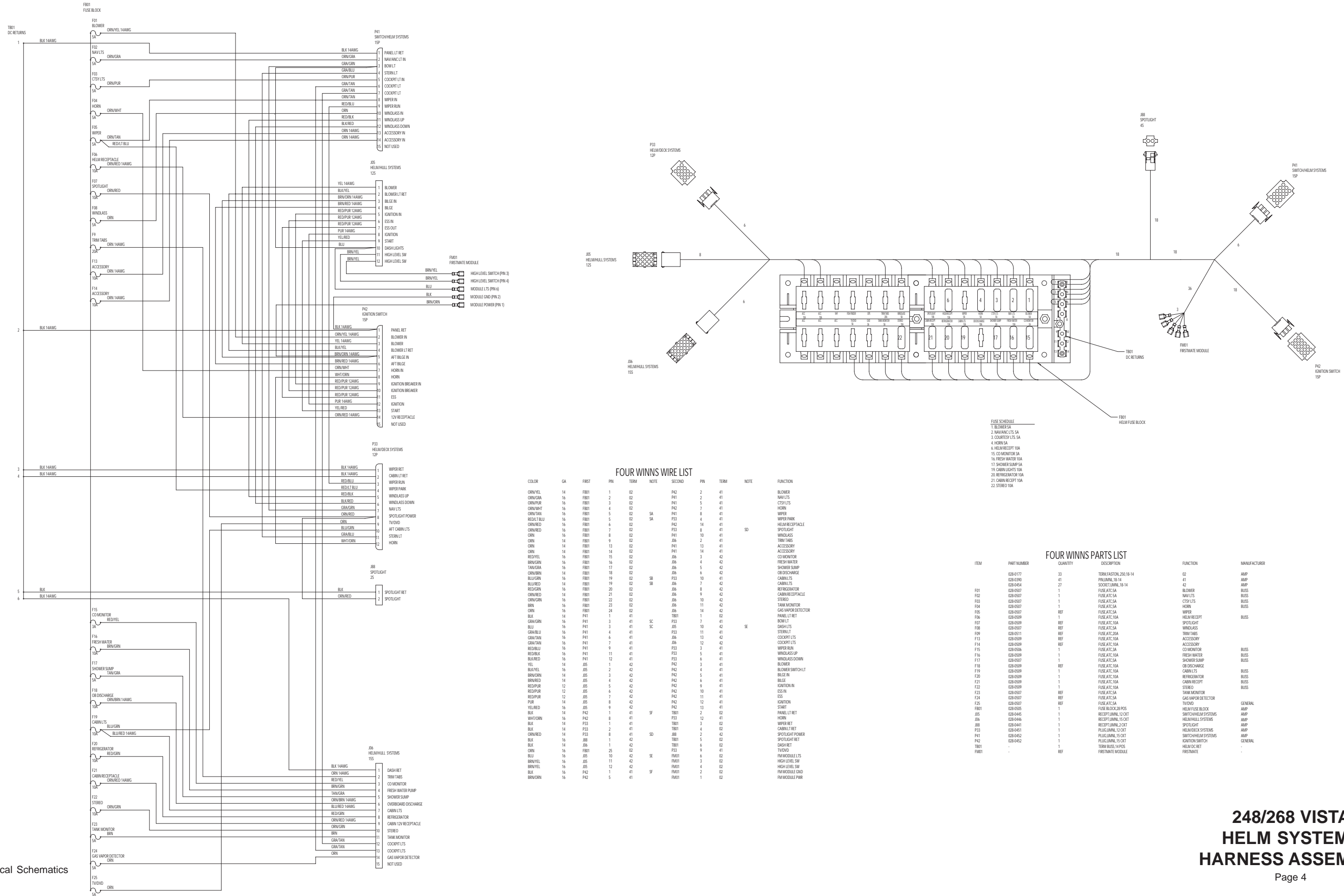
COLOR	GA	FIRST	PIN	TERM	NOTE	SECOND	PIN	TERM	NOTE	FUNCTION
BLK	14	J42	1	42		S17	7	02		PANEL RET
ORNVYEL	14	J42	2	42		S16	2	02	SA	BLOWER IN
YEL	14	J42	3	42		S16	3	02		BLOWER
BLKYEL	16	J42	4	42		S16	7	02		BLOWER SWITCH LT RET
BRNVRN	14	J42	5	42		S17	2	02		AFT BILGE IN
BRNRED	14	J42	6	42		S17	3	02		AFT BILGE
ORNVHWT	16	J42	7	42		S18	2	02		HORN IN
WHYORN	16	J42	8	42		S18	8	02		HORN
REDPUR	12	J42	9	42		CB05	LINE	02		IGNITION BREAKER IN
REDPUR	12	J42	10	42		CB05	LOAD	02		IGNITION BREAKER
REDPUR	12	J42	11	42		S19	8	02		ESS IN
PUR	14	J42	12	42		S19	1	02		IGNITION
YELRED	16	J42	13	42		S19	5	02		START
ORNVRED	14	J42	14	42		R05	-	02		12V RECEPTACLE
BLK	14	J41	1	42		S10	7	02	SB	PANEL RET
ORNVGRA	16	J41	2	42		S10	5	02		NAVIANG LT IN
GRAVRN	16	J41	3	42		S10	3	02		BOW LT
GRABLU	16	J41	4	42		S10	4	02		STERN LT
ORNVPLR	16	J41	5	42		S11	2	02		COCKPIT LT IN
GRATAN	16	J41	6	42		S11	1	02		COCKPIT LT
GRATAN	16	J41	7	42		S11	3	02		COCKPIT LT
ORNVATAN	16	J41	8	42		S12	2	02		WIPER IN
REDBLU	16	J41	9	42		S12	3	02		WIPER RUN
ORN	16	J41	10	42		S15	2	02		WINDLASS IN
REDBLK	16	J41	11	42		S15	3	02		WINDLASS UP
BLKRED	16	J41	12	42		S15	1	02		WINDLASS DOWN
ORN	14	J41	13	42		S13	2	02		ACCESSORY IN
ORN	14	J41	14	42		S14	2	02		ACCESSORY IN
BLK	14	S17	7	02	SA	R05	-	02		12V RECEPTACLE RET
BLK	14	S10	7	02	SB	S12	7	02	SC	SWITCH LT RET
BLK	14	S12	7	02	SC	S14	7	02	SD	SWITCH LT RET
BLK	14	S14	7	02	SD	S15	7	02		SWITCH LT RET

FOUR WINNS PARTS LIST

ITEM	PART NUMBER	QUANTITY	DESCRIPTION	FUNCTION	MANUFACTURER
	028-0177	34	TERMFASTON, 250, 18-14		AMP
	028-0454	28	SOCKET UANL, 18-14		AMP
	025-2915	1	PANEL, BLANK INSTRUMENT		
CB05	028-0467	1	BREAKER, SA	IGNITION BREAKER	MP
J41	028-0446	1	RECEPT UANL, 15 DKT	SWITCH/HAELM SYSTEMS	AMP
J42	028-0446	1	RECEPT UANL, 15 DKT	IGNITION SWITCH	AMP
R05	028-1100	1	RECEPT, 12V APT	12V RECEPTACLE	AFI
S10	028-0504	1	SWITCH SPST, CONT III	NAVIANG LITS	CARL SW
S11	028-1135	1	SWITCH ON-ON, CONT III	COCKPIT LITS	CARL SW
S12	028-0457	1	SWITCH SPST, CONT III	WIPER	CARL SW
S13	028-0457	1	SWITCH SPST, CONT III	ACCESSORY	CARL SW
S14	028-0457	1	SWITCH SPST, CONT III	ACCESSORY	CARL SW
S15	028-0457	1	SWITCH SPST, CONT III	WINDLASS	CARL SW
S16	028-0457	1	SWITCH SPST, CONT III	BLOWER	CARL SW
S17	028-0457	1	SWITCH SPST, CONT III	BILGE PUMP	CARL SW
S18	028-0456	1	SWITCH SPST, ON-OFF, CONT III	HORN	CARL SW
S19	028-0188	1	SWITCH, IGNITION I/O	IGNITION	GENERAL



248/268 VISTA
IGNITION/SWITCH PANEL
ASSEMBLY W/ ELECTRONICS



FOUR WINNS WIRE LIST

COLOR	GA	FIRST	PIN	TERM	NOTE	SECOND	PIN	TERM	NOTE	FUNCTION
ORNYEL	14	FB01	1	02		P42	2	41		BLOWER
ORNYGRA	16	FB01	2	02		P41	2	41		NAV LITS
ORNYPUR	16	FB01	3	02		P41	5	41		CTRY LITS
ORNYHT	16	FB01	4	02		P42	7	41		WIPER
ORNTAN	16	FB01	5	02	SA	P41	8	41		WIPER
REDLT BLU	16	FB01	5	02		P33	4	41		WIPER PARK
ORNYRED	16	FB01	6	02		P42	14	41		HELM RECEPTACLE SPOTLIGHT
ORNYRED	16	FB01	7	02		P33	8	41	SD	HELM RECEPTACLE SPOTLIGHT
ORNY	16	FB01	8	02		P41	10	41		WINDLASS
ORNY	14	FB01	9	02		J06	2	41		TRIM TABS
ORNY	14	FB01	13	02		P41	13	41		ACCESSORY
ORNY	14	FB01	14	02		P41	14	41		ACCESSORY
REDYEL	16	FB01	15	02		J06	3	42		CO MONITOR
BRNYGRN	16	FB01	16	02		J06	4	42		FRESH WATER
ORNYBRN	14	FB01	18	02		J06	6	42		OB DISCHARGE
BLUYGRN	16	FB01	19	02	SB	P33	10	41		CABIN LITS
BLUYRED	14	FB01	19	02	SB	J06	7	42		CABIN LITS
REDYGRN	16	FB01	20	02		J06	8	42		REFRIGERATOR
ORNYGRN	16	FB01	21	02		J06	9	42		CABIN RECEPTACLE
ORNYGRN	16	FB01	22	02		J06	10	42		STEREO
BRN	16	FB01	23	02		J06	11	42		TANK MONITOR
ORNY	16	FB01	24	02		J06	14	42		GAS VAPOR DETECTOR
BLK	14	P41	1	41		TB01	1	02		PANEL LT RET
GRA/GRN	16	P41	3	41	SC	P33	7	41		BOWL LT
BLU	16	P41	3	41	SC	J05	10	42	SE	DASH LITS
GRA/BLU	16	P41	4	41		P33	11	41		STERN LT
GRA/TAN	16	P41	6	41		J06	13	42		COCKPIT LITS
GRA/TAN	16	P41	7	41		J06	12	42		COCKPIT LITS
RED/BLU	16	P41	9	41		P33	3	41		WIPER IN
RED/BLK	16	P41	11	41		P33	5	41		WIPER RUN
BLK/RED	16	P41	12	41		P33	6	41		WINDLASS DOWN
YEL	14	J05	1	42		P42	3	41		BLOWER
BLK/YEL	16	J05	2	42		P42	4	41		BLOWER SWITCH LT
BRNYGRN	14	J05	3	42		P42	5	41		BLGE IN
BRNYRED	14	J05	4	42		P42	6	41		BLGE
RED/PUR	12	J05	5	42		P42	9	41		IGNITION IN
RED/PUR	12	J05	6	42		P42	10	41		ESS IN
ESS	12	J05	7	42		P42	11	41		ESS
PUR	14	J05	8	42		P42	12	41		IGNITION
YEL/RED	16	J05	9	42		P42	13	41		START
BLK	16	P42	1	41	SE	TB01	2	02		PANEL LT RET
WHI/GRN	16	P42	8	41	SE	P33	12	41		HORN
BLK	14	P33	1	41		TB01	3	02		WIPER RET
BLK	14	P33	2	41		TB01	4	02		CABIN LT RET
ORNYRED	14	P33	8	41	SD	J88	2	42		SPOTLIGHT POWER
BLK	16	J88	1	42		TB01	5	02		SPOTLIGHT RET
BLK	14	J88	1	42		TB01	6	02		DASH RET
BRNYEL	16	J05	11	42		F401	3	02		HIGH LEVEL SW
BRNYEL	16	J05	12	42		F401	4	02		HIGH LEVEL SW
BLK	16	P42	1	41	SE	F401	2	02		FM MODULE GND
BRNYGRN	16	P42	5	41		F401	1	02		FM MODULE PWR

FOUR WINNS PARTS LIST

ITEM	PART NUMBER	QUANTITY	DESCRIPTION	FUNCTION	MANUFACTURER
	02B-0177	33	TERM FASTON 250 18-14	02	AMP
	02B-0200	41	PNL LAMP 18-14	41	AMP
	02B-0454	27	SOCKET LAMP 18-14	42	AMP
FB01	02B-0507	1	FUSE ATC 5A	BLOWER	BUSS
F02	02B-0507	1	FUSE ATC 5A	NAV LITS	BUSS
F03	02B-0507	1	FUSE ATC 5A	CTRY LITS	BUSS
F04	02B-0507	1	FUSE ATC 5A	HORN	BUSS
F06	02B-0507	REF	FUSE ATC 5A	WIPER	BUSS
F08	02B-0509	REF	FUSE ATC 10A	HELM RECEPT	BUSS
F07	02B-0509	REF	FUSE ATC 10A	SPOTLIGHT	BUSS
F08	02B-0507	REF	FUSE ATC 5A	WINDLASS	BUSS
F09	02B-0511	REF	FUSE ATC 20A	TRIM TABS	BUSS
F13	02B-0509	REF	FUSE ATC 10A	ACCESSORY	BUSS
F14	02B-0509	REF	FUSE ATC 10A	ACCESSORY	BUSS
F15	02B-0506	1	FUSE ATC 3A	CO MONITOR	BUSS
F16	02B-0509	1	FUSE ATC 10A	FRESH WATER	BUSS
F17	02B-0507	1	FUSE ATC 5A	SHOWER SUMP	BUSS
F18	02B-0509	REF	FUSE ATC 10A	OB DISCHARGE	BUSS
F19	02B-0509	1	FUSE ATC 10A	CABIN LITS	BUSS
F20	02B-0509	1	FUSE ATC 10A	REFRIGERATOR	BUSS
F21	02B-0509	1	FUSE ATC 10A	CABIN RECEPT	BUSS
F22	02B-0509	1	FUSE ATC 10A	STEREO	BUSS
F23	02B-0507	REF	FUSE ATC 5A	TANK MONITOR	GENERAL
F24	02B-0507	REF	FUSE ATC 5A	GAS VAPOR DETECTOR	GENERAL
F25	02B-0507	REF	FUSE ATC 5A	TRIM TABS	GENERAL
FB01	02B-0505	1	FUSE BLOCK 28 POS	HELM FUSE BLOCK	AMP
J05	02B-0445	1	RECEPT LAMP 12 CKT	SWITCHHELM SYSTEMS	AMP
J06	02B-0446	1	RECEPT LAMP 15 CKT	HELM HULL SYSTEMS	AMP
J88	02B-0441	1	RECEPT LAMP 2 CKT	SPOTLIGHT	AMP
P33	02B-0461	1	PLUG LAMP 12 CKT	HELM DECK SYSTEMS	AMP
P41	02B-0462	1	PLUG LAMP 15 CKT	SWITCHHELM SYSTEMS	AMP
P42	02B-0452	1	PLUG LAMP 15 CKT	IGNITION SWITCH	GENERAL
TB01	-	1	TERM BUSS 14 POS	HELM DC RET	-
F401	-	REF	FIRSTMATE MODULE	FIRSTMATE	-

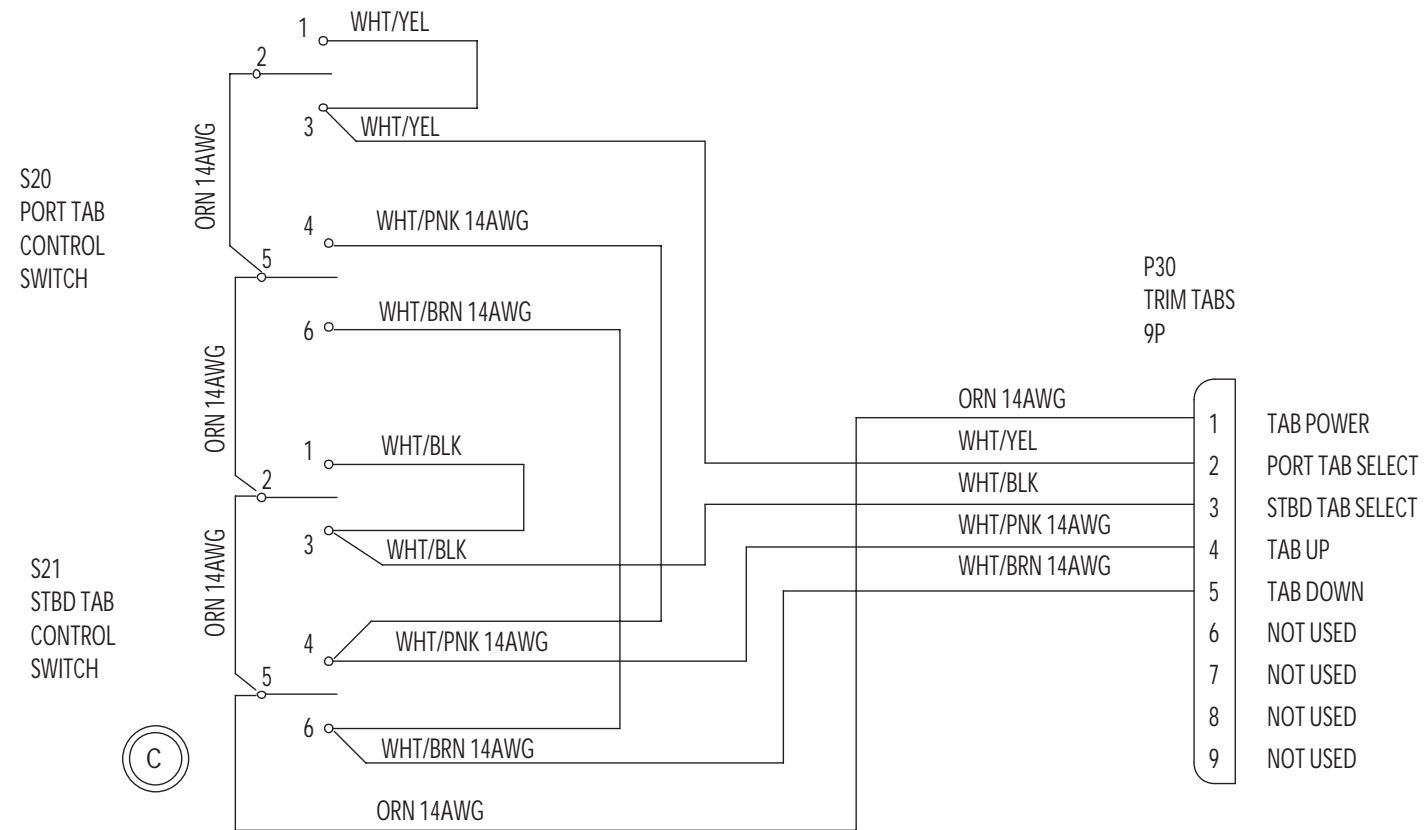
248/268 VISTA
HELM SYSTEMS
HARNESS ASSEMBLY

FOUR WINNS WIRE LIST

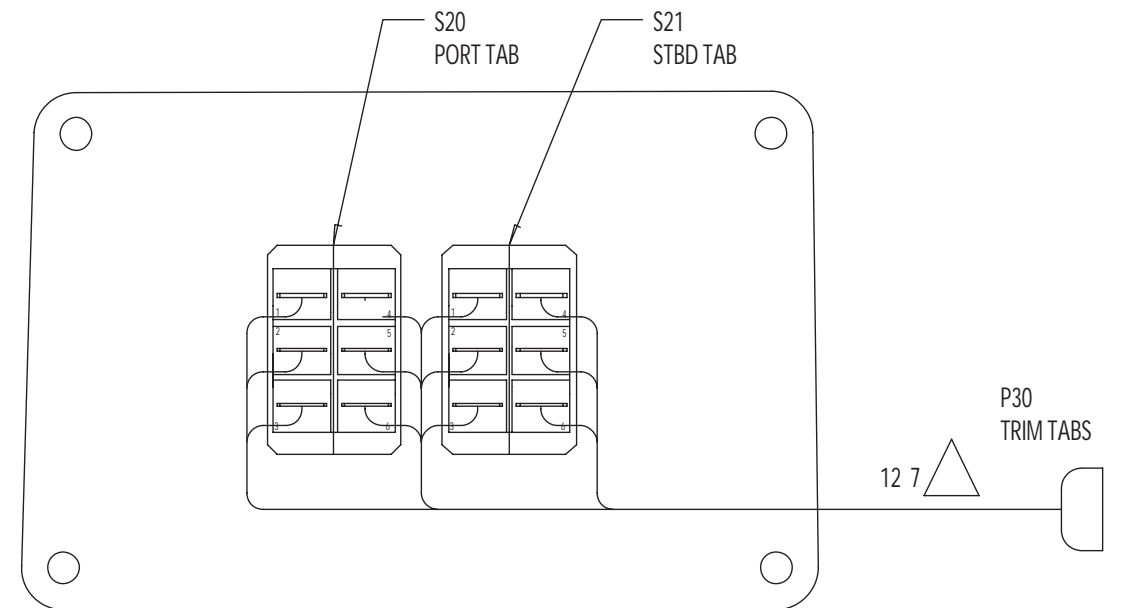
COLOR	GA	FIRST	PIN	TERM	NOTE	SECOND	PIN	TERM	NOTE	FUNCTION
ORN	14	P30	1	41		S21	5	02	SA	TAB POWER
WHT/YEL	16	P30	2	41		S20	3	02	SD	PORT TAB SELECT
WHT/BLK	16	P30	3	41		S21	3	02	SE	STBD TAB SELECT
WHT/PNK	14	P30	4	41		S21	4	02	SF	TAB UP
WHT/BRN	14	P30	5	41		S21	6	02	SG	TAB DOWN
ORN	14	S20	5	02	SC	S20	2	02		
ORN	14	S20	5	02	SC	S21	2	02	SB	TAB POWER
ONR	14	S21	2	02	SB	S21	5	02	SA	TAB POWER
WHT/BRN	14	S20	6	02	SG	S21	6	02		TAB DOWN
WHT/PNK	14	S20	4	02	SF	S21	4	02		TAB UP
WHT/YEL	16	S20	3	02	SD	S20	1	02		PORT TAB SELECT
WHT/BLK	16	S21	3	02	SE	S21	1	02		STBD TAB SELECT

FOUR WINNS PARTS LIST

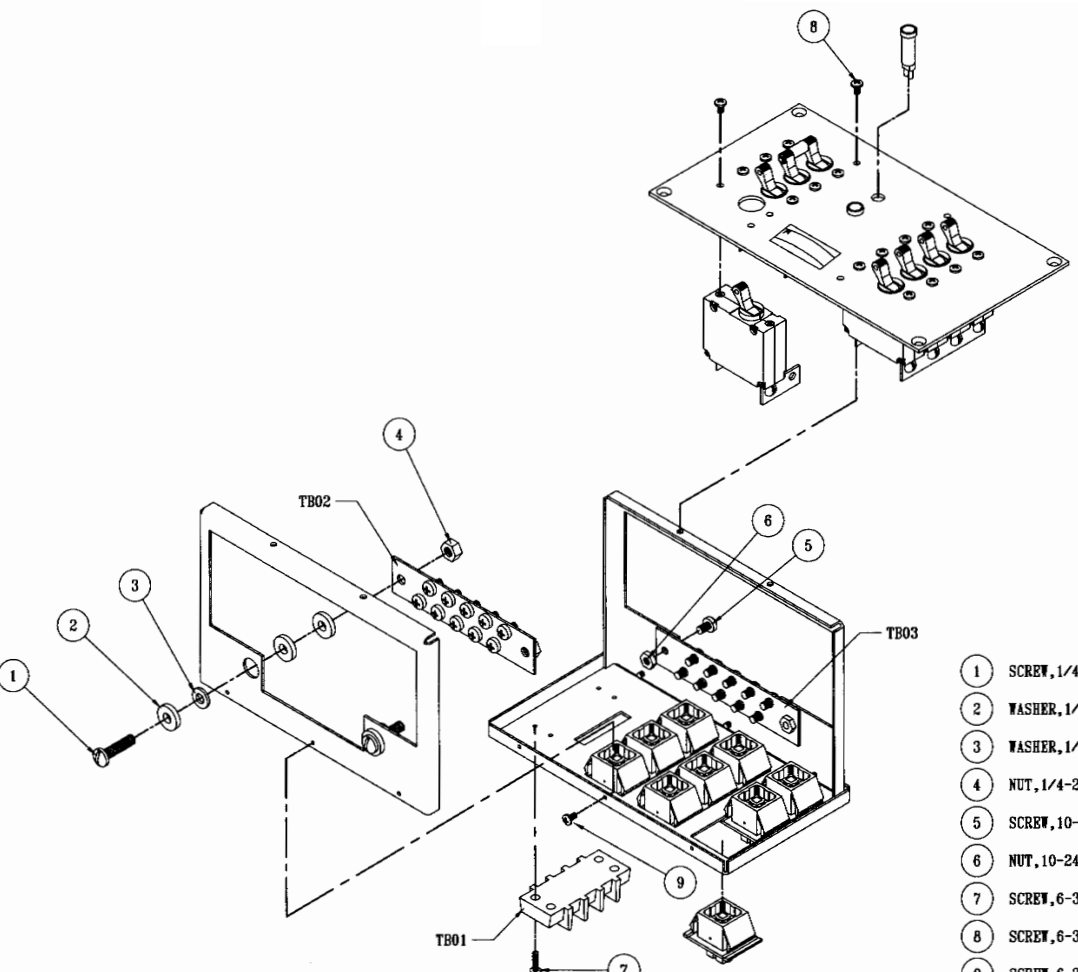
ITEM	PART NUMBER	QUANTITY	DESCRIPTION	FUNCTION	MANUFACTURER
	028-0177	34	TERM,FASTON,250,18-14	02	AMP
	028-0390	28	SOCKET,UMNL,18-14	42	AMP
	025-2185	1	PANEL,BLANK,TRIM TABS	BLANK PANEL	
P30	028-0449	1	PLUG,UMNL,9 CKT	TRIM TABS	AMP
S20	028-0460	1	SWITCH,(ON) OFF (ON) CONT III	PORT TAB SELECT	CARL SW
S21	028-0460	1	SWITCH,(ON) OFF (ON) CONT III	STBD TAB SELECT	CARL SW



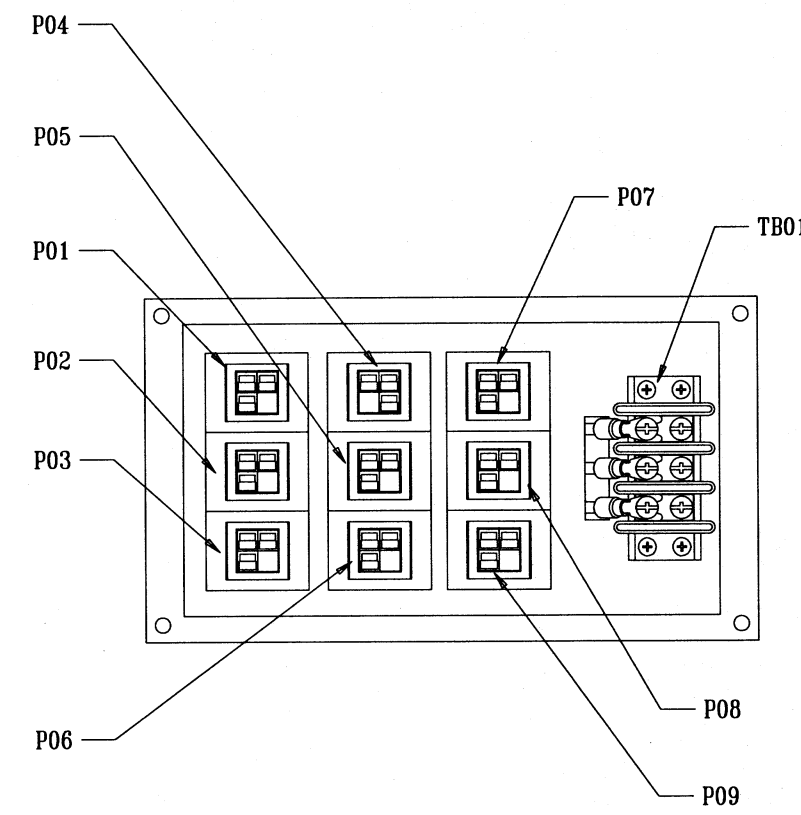
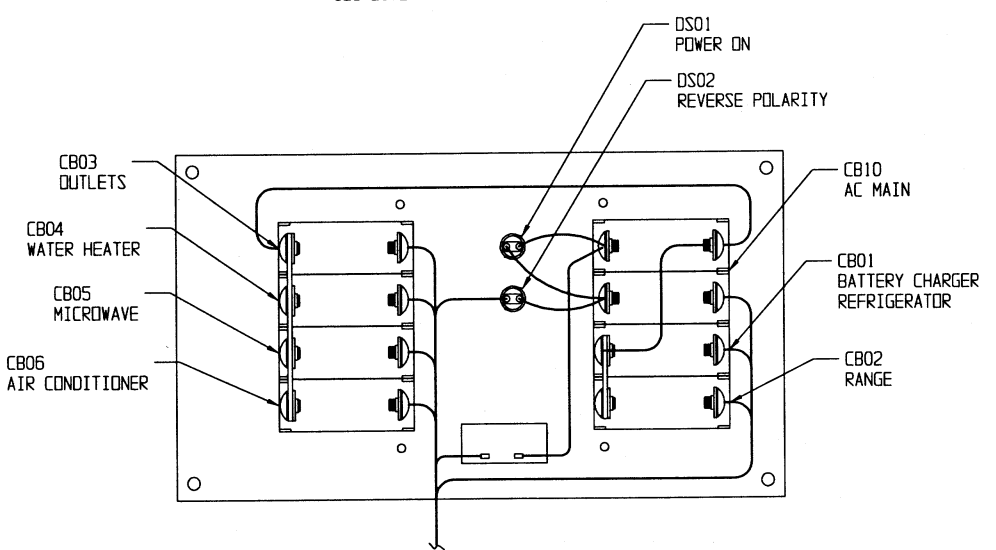
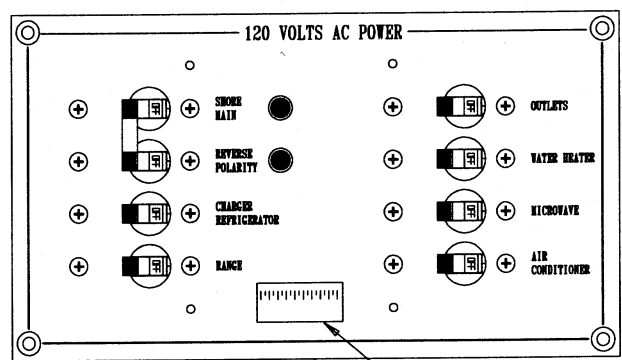
REAR PANEL VIEW



**2002
248/268 VISTA
TRIM TABS
PANEL ASSEMBLY**



- 1 SCREW, 1/4-20 X 1" SPHMS BRASS: QTY-2EA.
- 2 WASHER, 1/4 X 5/8 PLASTIC: QTY-6EA.
- 3 WASHER, 1/4 X 1/2 PLASTIC: QTY-2EA.
- 4 NUT, 1/4-20 BRASS: QTY-2EA.
- 5 SCREW, 10-24 X 1/4" PPHMS BRASS: QTY-2EA.
- 6 NUT, 10-24 SS: QTY-2EA.
- 7 SCREW, 6-32 X 1" PPHMS SS: QTY-4EA.
- 8 SCREW, 6-32 X 1/4" PPHMS SS: QTY-6EA.
- 9 SCREW, 6-32 X 1/4" PPHMS BLK: QTY-20EA.



FOUR WINNS WIRE LIST

COLOR	GA	FIRST	PIN	TERM	NOTE	SECOND	PIN	TERM	NOTE	FUNCTION
BLK	16	MTR1	+	04		CB10	LINE	21		VOLTAGE
BLK	16	TB03	1	09		MTR1	-	04		NEUT.
BLK	16	DS01	1	51		CB10	LINE1	21		AC POWER OK
BLK	16	DS01	2	51		CB10	LINE2	21	SA	AC POWER OK
BLK	16	DS02	1	51		CB10	LINE2	21	SA	REVERSE POLARITY
BLK	16	DS02	2	51		TB03	1	09		REVERSE POLARITY
BLK	10	CB10	LINE1	21		TB01	2	21		AC HOT
BLK	10	CB10	LOAD1	21		CB01	LINE	21		AC LINE
BLK	10	CB10	LOAD1	21		CB03	LINE	21		AC LINE
DRN	10	CB01	LOAD	21		P07	3	23		BATTERY CHARGER
BLU	12	CB01	LOAD	21		P08	3	23		REFRIGERATOR
YEL	12	CB02	LOAD	21		P09	3	23		RANGE
BLK	12	CB03	LOAD	13		P01	3	23		OUTLETS
BLK	12	CB03	LOAD	13		P02	3	23		OUTLETS
BLK	12	CB03	LOAD	13		P03	3	23		OUTLETS
RED	12	CB04	LOAD	21		P04	4	23		WATER HEATER
YEL/BLK	12	CB05	LOAD	21		P05	3	23		MICROWAVE
GRA	12	CB06	LOAD	21		P06	3	23		AIR CONDITIONING
WHT	12	CB10	LINE2	21		TB01	3	21		AC RETURN
WHT	10	CB10	LOAD2	13		TB02	1	13		AC RETURNS
WHT	12	P01	NEUTRAL	23		TB02	2	13		OUTLET RETURN
WHT	12	P02	NEUTRAL	23		TB02	3	13		OUTLET RETURN
WHT	12	P03	NEUTRAL	23		TB02	4	13		OUTLET RETURN
WHT	12	P04	NEUTRAL	23		TB02	5	13		WATER HEATER RETURN
WHT	12	P05	NEUTRAL	23		TB02	6	13		MICROWAVE RETURN
WHT	12	P06	NEUTRAL	23		TB02	7	13		AIR CONDITIONER RETURN
WHT	12	P07	NEUTRAL	23		TB02	8	13		BATTERY CHARGER RETURN
WHT	12	P08	NEUTRAL	23		TB02	9	13		REFRIGERATOR RETURN
WHT	12	P09	NEUTRAL	23		TB02	10	13		RANGE RETURN
GRN	12	TB01	GND	21		TB03	1	12		SHORE GND
GRN	12	P01	GND	23		TB03	2	09		OUTLET GND
GRN	12	P02	GND	23		TB03	3	09		OUTLET GND
GRN	12	P03	GND	23		TB03	4	09		OUTLET GND
GRN	12	P04	GND	23		TB03	5	09		WATER HEATER GND
GRN	12	P05	GND	23		TB03	6	09		MICROWAVE GND
GRN	12	P06	GND	23		TB03	7	09		AIR CONDITIONER GND
GRN	12	P07	GND	23		TB03	8	09		BATTERY CHARGER GND
GRN	12	P08	GND	23		TB03	9	09		REFRIGERATOR GND
GRN	12	P09	GND	23		TB03	10	09		RANGE GND

FOUR WINNS PARTS LIST

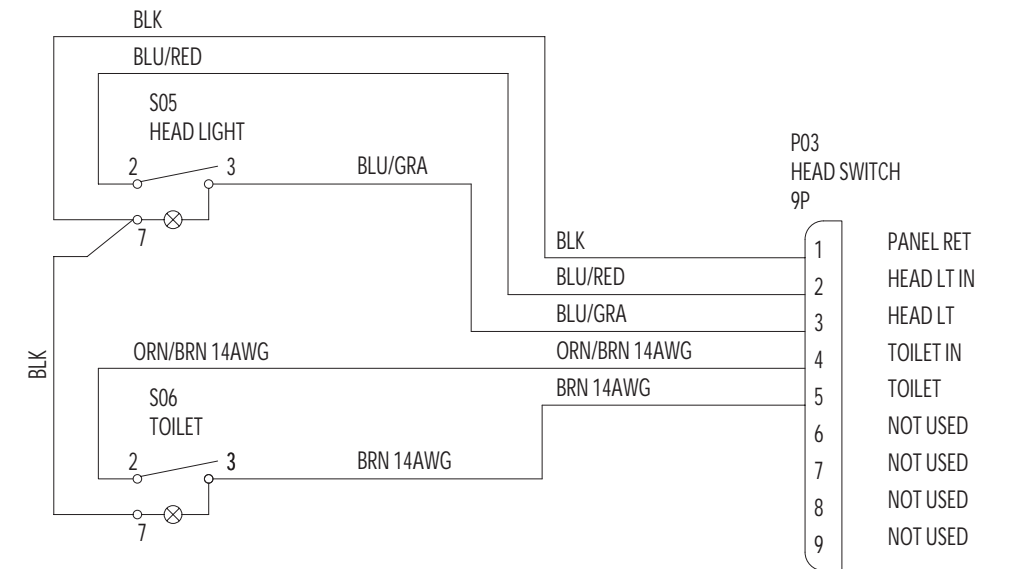
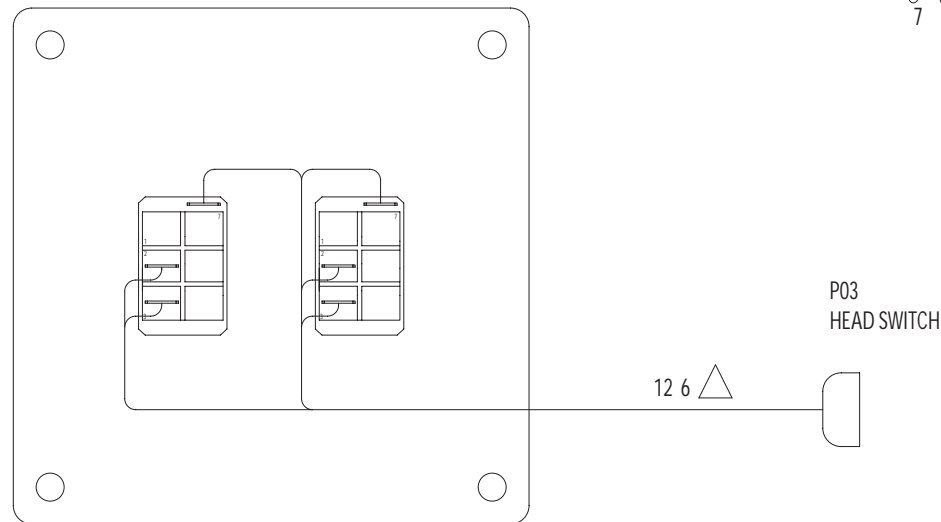
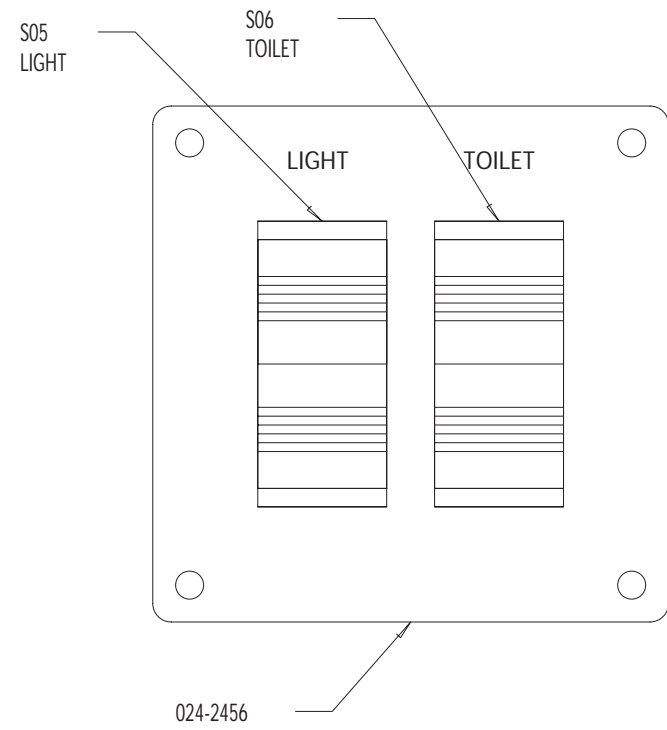
ITEM	PART NUMBER	QUANTITY	DESCRIPTION	FUNCTION	MANUFACTURER
-	025-2172	1	PANEL, BLANK, 248/268V AC CABIN		AMP
-	028-0191	10	TERM. RING, PG. #8, 16-14	09	AMP
-	028-0194	1	TERM. RING, PG. #8, 12-10	12	AMP
-	028-0195	14	TERM. RING, PG. #10, 12-10	13	AMP
-	028-0200	17	TERM. SPRING SPADE, #10, 12-10	21	AMP
CB01	028-0416	1	CKT BKR, 10A	CHARGER/FRIG	CARLINGSWITCH
CB02	028-0418	1	CKT BKR, 20A	RANGE	CARLINGSWITCH
CB03	028-0418	1	CKT BKR, 20A	OUTLETS	CARLINGSWITCH
CB04	028-0418	1	CKT BKR, 20A	WATER HEATER	CARLINGSWITCH
CB05	028-0417	1	CKT BKR, 15A	MICROWAVE	CARLINGSWITCH
CB06	028-0418	1	CKT BKR, 20A	AIR CONDITIONING	CARLINGSWITCH
CB10	028-0494	1	CKT, BKR, 30A, DP	AC MAIN	CARLINGSWITCH
DS01	028-0531	1	INDICATOR, GREEN NEON, 250 V	AC POWER OK	SOLICO
DS02	028-0530	1	INDICATOR, RED NEON, 250 V	REVERSE POLARITY	SOLICO
TB01	028-0475	1	BLOCK, TERMINAL, 3 POS	AC LINE (SHORE IN)	BEAU
-	1470G1-BK	9	HSG, 4 GANG PANEL MOUNT	AC LOADS	ANDERSON
-	132767-BK	9	BLOCK, WHT TERM.	AC NEUTRAL	ANDERSON
-	132765-BK	9	BLOCK, GRN TERM.	AC GROUND	ANDERSON
-	1-9601G15	3	BLOCK, BLK TERM.	OUTLET LOAD	ANDERSON
-	1-9601-G54	2	BLOCK, YEL TERM.	RANGE/MICRO LOADS	ANDERSON
-	1-9601-G2	1	BLOCK, RED TERM.	WATER HTR LOAD	ANDERSON
-	1-9601-G55	1	BLOCK, DRN TERM.	BAT CHRGR LOAD	ANDERSON
-	1-9601-G40	1	BLOCK, BLU TERM.	REFRIG LOAD	ANDERSON
-	1-9601-G57	1	BLOCK, GRA TERM.	AIR COND LOAD	ANDERSON
-	3-5154P2	9	BLOCK, SHORT BLANK		ANDERSON
-	261G1	27	TERM., ANDERSON 30A		ANDERSON
-	111812P1-IK	9	PIN, RETAINING		ANDERSON
TB02	-	1	NEUTRAL BUSS	ALL NEUTRAL CONN.	-
TB03	-	1	GROUND BUSS	ALL GND CONN.	-
MTR1	921161-001	1	GAUGE, VOLT METER	DISPLAY, AC VOLTAGE	CARSON METERCRAFT

FOUR WINNS PARTS LIST

ITEM	PART NUMBER	QUANTITY	DESCRIPTION	FUNCTION	MANUFACTURER
	028-0177	6	RECEPT,FASTON,,250,18-14	02	AMP
	028-0390	5	PIN,UMNL,18-14	41	AMP
	025-2456	1	PANEL,BLANK,HEAD,LIGHT/TOILET		
P03	028-0449	1	PLUG,UMNL,9 CKT	CABIN SWITCH	AMP
S05	028-0457	1	SWITCH,SPST,CONT III	HEAD LIGHT	CARL SW
S06	028-0457	1	SWITCH,SPST,CONT III	TOILET	CARL SW

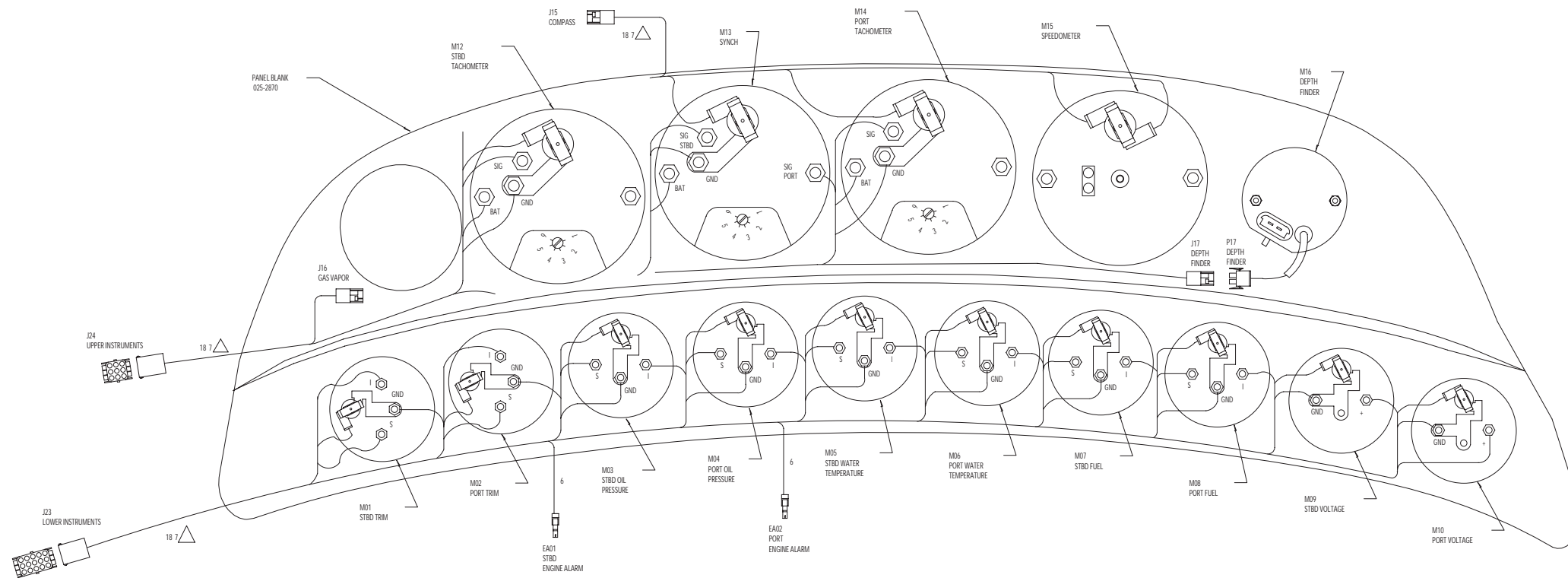
FOUR WINNS WIRE LIST

COLOR	GA	FIRST	PIN	TERM	NOTE	SECOND	PIN	TERM	NOTE	FUNCTION
BLK	16	P03	1	41		S05	7	02	SA	PANEL LT RET
BLK	16	S05	7	02	SA	S06	7	02		PANEL LT RET
BLU/RED	16	P03	2	41		S05	2	02		HEAD LT IN
BLU/GRA	16	P03	3	41		S05	3	02		HEAD LT
ORN/BRN	14	P03	4	41		S06	2	02		TOILET IN
BRN	14	P03	5	41		S06	3	02		TOILET



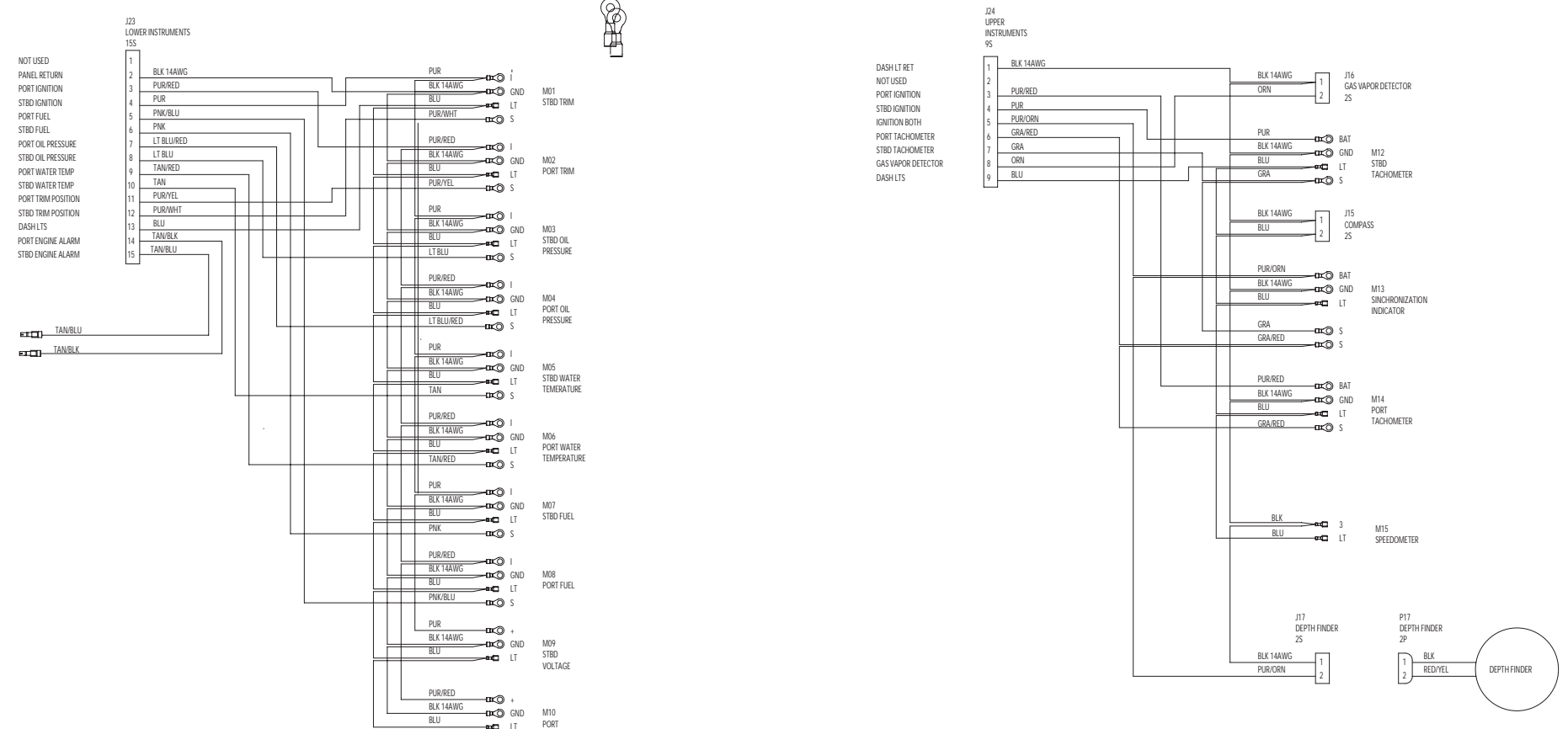
FOUR WINNS PARTS LIST

ITEM	PART NUMBER	QUANTITY	DESCRIPTION	FUNCTION	MANUFACTURER
028-0177	36	TERM.FASTON, 250 18-14	02	AMP	
028-0189	37	TERMINAL RING, PG, #18-14	08	AMP	
028-0454	26	SOCKET, LUMIN, 18-14	42	AMP	
028-1823	2	TERM.BULLET FEM, INS, 156 16-14	75	MOLEX	
025-2870	1	PANEL, BLANK, INSTRUMENTS, 298V			
028-0441	1	RECEPT LUMIN, 2 CKT	COMPASS	AMP	
028-0441	1	RECEPT LUMIN, 2 CKT	GAS VAPOR	AMP	
028-0441	1	RECEPT LUMIN, 2 CKT	DEPTH FINDER	AMP	
028-0443	1	RECEPT LUMIN, 9 CKT	UPPER INSTRUMENTS	AMP	
M12	024-0505	1	GAUGE, TACH, FARIA	STBD TACHOMETER	FARIA
M13	024-0512	1	GAUGE, SYNCHRONIZATION, FARIA	SYNCHRONIZATION	FARIA
M14	024-0505	1	GAUGE, TACH, FARIA	PORT TACHOMETER	FARIA
M15	024-0500	1	GAUGE, SPEEDO, FARIA	SPEEDOMETER	FARIA
M16	028-1748	1	DEPTH FINDER, FARIA	DEPTH FINDER	FARIA
P17	028-0447	1	PLUG, LUMIN, 2 CKT	DEPTH FINDER	AMP
P91	028-0448	1	PLUG, LUMIN, 4 CKT	SPEEDO PICKUP	AMP
J23	028-0445	1	RECEPT LUMIN, 15 CKT	LOWER INSTRUMENTS	AMP
M01	024-0508	1	GAUGE, TRIM, FARIA	STBD TRIM	FARIA
M02	024-0508	1	GAUGE, TRIM, FARIA	PORT TRIM	FARIA
M03	024-0509	1	GAUGE, OIL PRESSURE, FARIA	STBD OIL PRESSURE	FARIA
M04	024-0509	1	GAUGE, OIL PRESSURE, FARIA	PORT OIL PRESSURE	FARIA
M05	024-0507	1	GAUGE, WATER TEMP, FARIA	STBD WATER TEMP	FARIA
M06	024-0507	1	GAUGE, WATER TEMP, FARIA	PORT WATER TEMP	FARIA
M07	024-0511	1	GAUGE, FUEL, FARIA	STBD FUEL QUANTITY	FARIA
M08	024-0511	1	GAUGE, FUEL, FARIA	PORT FUEL QUANTITY	FARIA
M09	024-0510	1	GAUGE, VOLTAGE, FARIA	STBD VOLTAGE	FARIA
M10	024-0510	1	GAUGE, VOLTAGE, FARIA	PORT VOLTAGE	FARIA
EA01	-	REF	STBD ENGINE ALARM	ENGINE ALARM	FARIA
EA02	-	REF	PORT ENGINE ALARM	ENGINE ALARM	FARIA



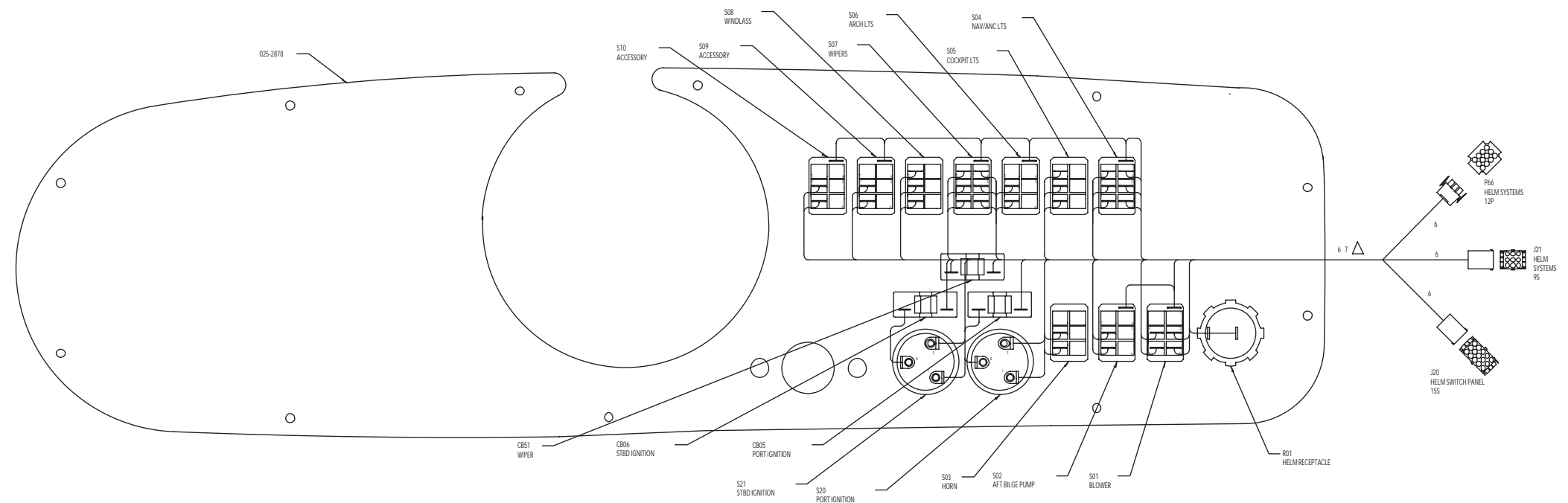
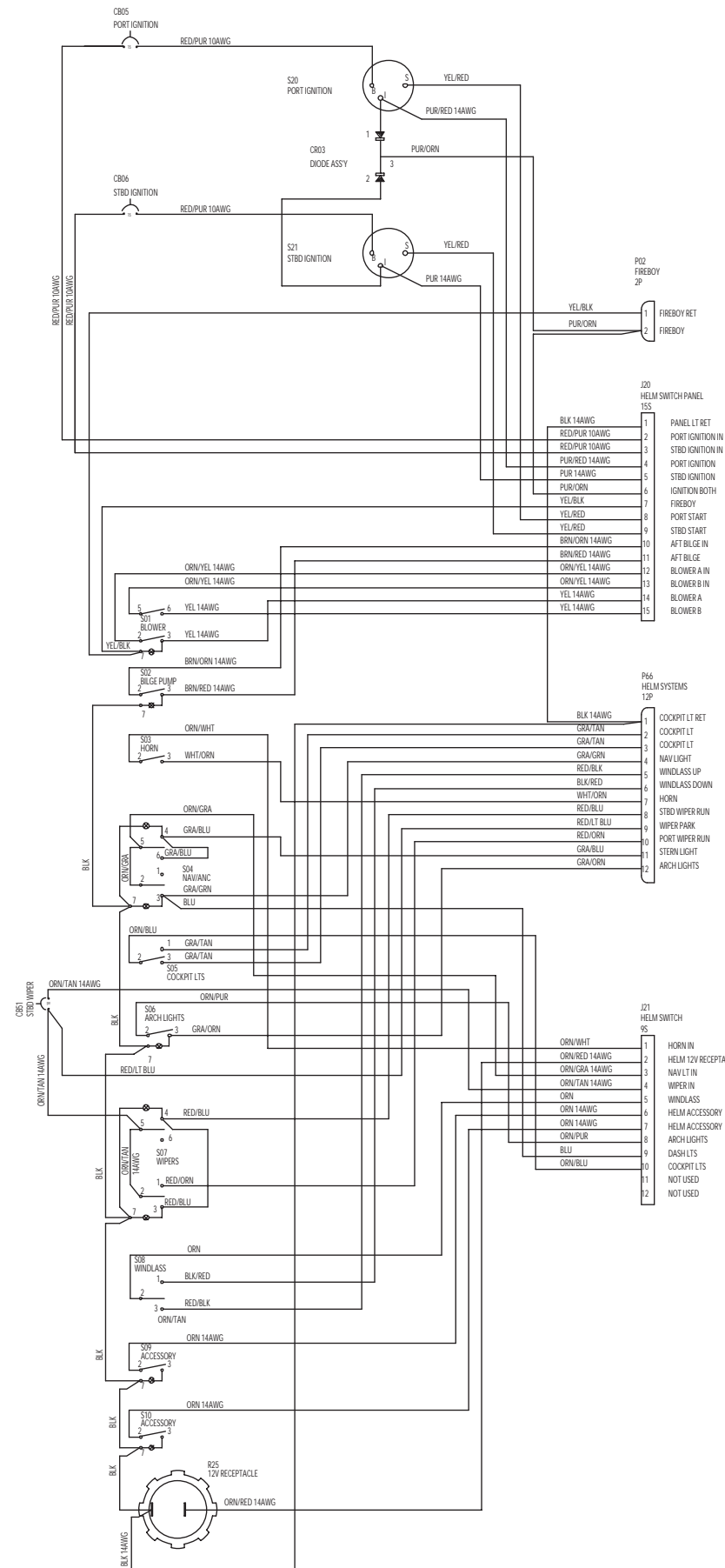
FOUR WINNS WIRE LIST

COLOR	GA	FIRST	PIN	TERM	NOTE	SECOND	PIN	TERM	FUNCTION
BLK	14	J24	1	42		J16	1	42	GAS VAPOR RET
BLK	14	J16	1	42	SA	M12	GND	08	STBD TACH RET
BLK	14	M12	GND	08	SB	J15	1	42	COMPASS RET
BLK	14	J15	1	42	SC	M13	GND	08	SD
BLK	14	M13	GND	08	SE	M14	GND	08	STBD TACH RET
BLK	14	M14	GND	08	SF	M15	GND	08	SPEEDO RET
BLK	14	M15	GND	08	SF	J17	1	42	DEPTH FINDER RET
PUR/RED	16	J24	3	42		M14	BAT	08	PORT TACH +
PUR	16	J24	4	42		M12	BAT	08	STBD TACH +
PUR/ORN	16	J24	5	42		M13	BAT	08	SYNCH +
PUR/ORN	16	M13	2	02	SG	J17	2	42	DEPTH FINDER +
GRA/RED	16	J24	6	42		M13	S	08	SH
GRA/RED	16	M13	5	08	SH	M14	S	08	PORT TACH SIGNAL
GRA	16	J24	7	42		M12	S	08	STBD TACH SIGNAL
GRA	16	M12	5	08		M13	S	08	STBD TACH SIGNAL
ORN	16	J24	8	42	SI	J16	2	42	GAS VAPOR DETECTOR
BLU	16	J24	9	42		M12	LT	02	STBD TACH LT
BLU	16	M12	LT	08	SJ	J15	2	42	COMPASS LT
BLU	16	J15	LT	42	SK	M13	LT	02	SYNCH LT
BLU	16	M13	LT	02	SL	M14	LT	02	SM
BLU	16	M13	LT	02	SM	M15	LT	02	SN
BLU	16	M14	LT	02	SN	M15	LT	02	SPEEDOMETER LT
PNK/BLU	16	J23	5	42		M08	S	08	PORT FUEL
PNK	16	J23	6	42		M07	S	08	STBD FUEL
LT/BLU/RED	16	J23	7	42		M04	S	08	PORT OIL PRESSURE
LT/BLU	16	J23	8	42		M03	S	08	STBD OIL PRESSURE
TAN/RED	16	J23	9	42		M06	S	08	PORT WATER TEMP
TAN	16	J23	10	42		M05	S	08	STBD WATER TEMP
PUR/YEL	16	J23	11	42		M02	S	08	PORT TRIM POSITION
PUR/WHT	16	J23	12	42		M01	S	08	STBD TRIM POSITION
BLK	14	J23	2	42		M01	GND	08	SD
BLK	14	M01	GND	08	SO	M02	GND	08	STBD ENGINE ALARM
BLK	14	M02	GND	08	SP	M03	GND	08	PORT ENGINE ALARM
BLK	14	M03	GND	08	SO	M04	GND	08	STBD ENGINE ALARM
BLK	14	M04	GND	08	SR	M05	GND	08	SR
BLK	14	M05	GND	08	SS	M06	GND	08	SS
BLK	14	M06	GND	08	ST	M07	GND	08	ST
BLK	14	M07	GND	08	SU	M08	GND	08	SU
BLK	14	M08	GND	08	SV	M09	GND	08	SV
BLK	14	M09	GND	08	SW	M10	GND	08	SW
BLU	16	J23	13	42		M01	LT	02	TB
BLU	16	M01	LT	02	TB	M02	LT	02	TC
BLU	16	M02	LT	02	TC	M03	LT	02	TD
BLU	16	M03	LT	02	TD	M04	LT	02	TE
BLU	16	M04	LT	02	TE	M05	LT	02	TF
BLU	16	M05	LT	02	TF	M06	LT	02	TG
BLU	16	M06	LT	02	TG	M07	LT	02	TH
BLU	16	M07	LT	02	TH	M08	LT	02	TI
BLU	16	M08	LT	02	TI	M09	LT	02	TJ
BLU	16	M09	LT	02	TJ	M10	LT	02	TK
PUR	16	J23	4	42		M01	I	08	TK
PUR	16	M01	I	02	TK	M03	I	08	TL
PUR	16	M03	I	02	TL	M05	I	08	TM
PUR	16	M05	I	02	TM	M07	I	08	TN
PUR	16	M07	I	02	TN	M09	I	08	TO
PUR/RED	16	J23	3	42		M02	I	08	TP
PUR/RED	16	M02	I	08	TP	M04	I	08	TQ
PUR/RED	16	M04	I	08	TQ	M06	I	08	TR
PUR/RED	16	M06	I	08	TR	M08	I	08	TR
PUR/RED	16	M08	I	08	TR	M10	I	08	TR
TAN/BLK	16	J23	14	42		EA02	75		PORT ENGINE ALARM
TAN/BLU	16	J23	15	42		EA01	75		STBD ENGINE ALARM



NOTES:
 1. ALL DIMENSIONS ARE IN INCHES +.
 2. WIRE COLOR PER FOUR WINNS COLOR CODE 125-6000.
 3. TERMINATIONS PER FOUR WINNS SPEC. 125-60153
 4. ROUTE WIRING ON PANEL AS SHOWN. TIE UP AT BREAKOUT AND ON EVERY 2'

298 VISTA INSTRUMENT PANEL ASSEMBLY



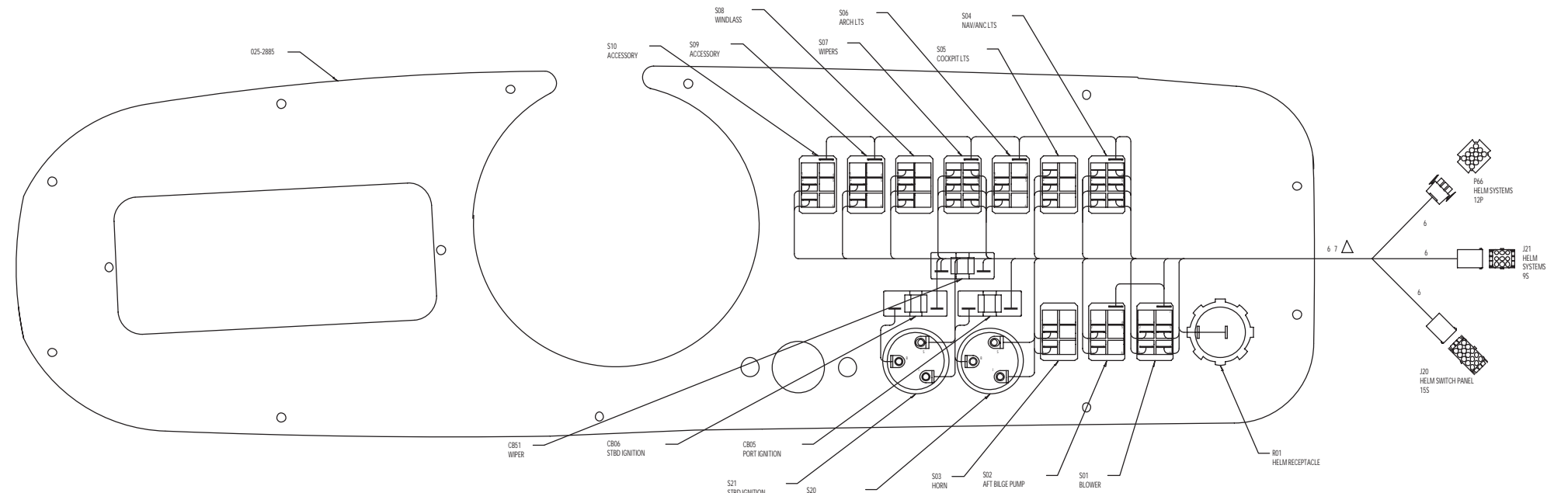
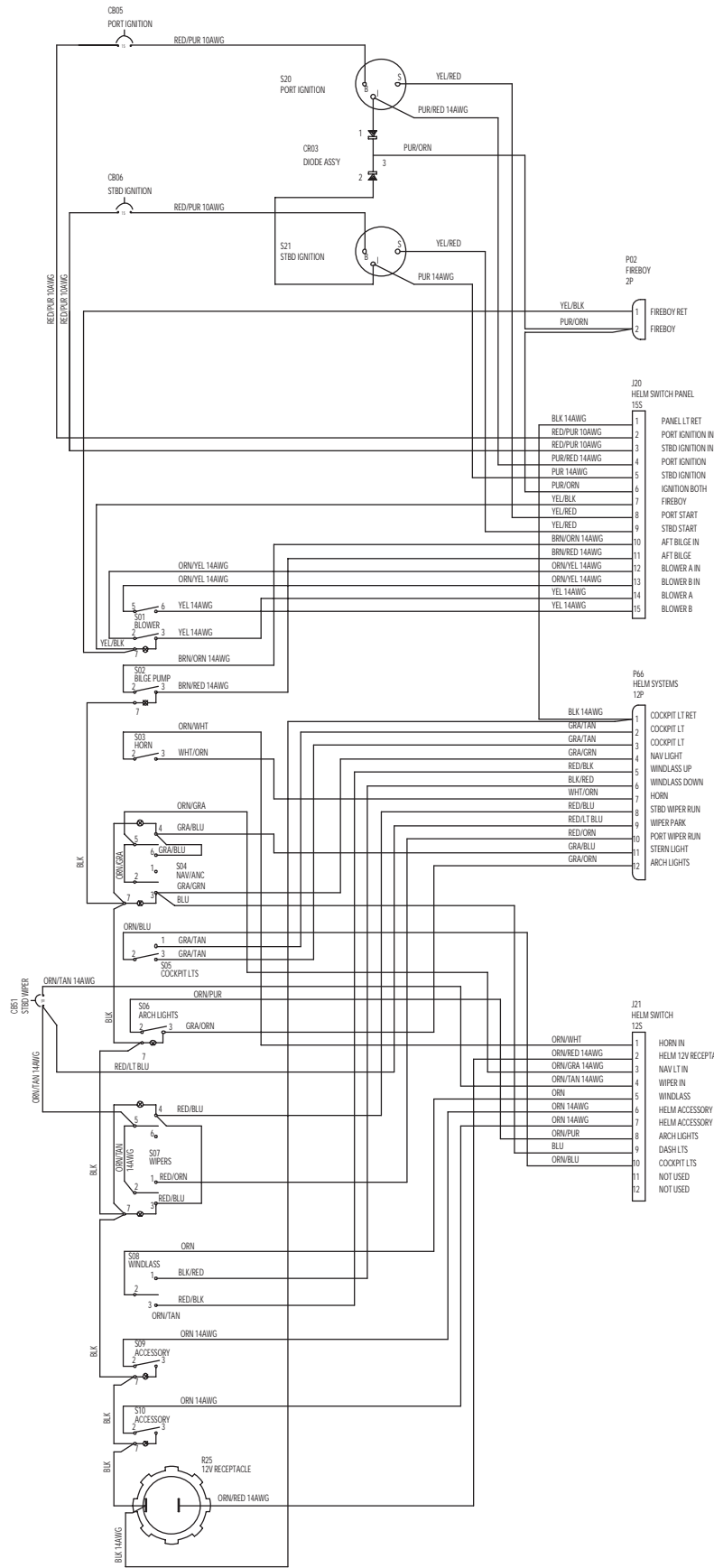
FOUR WINNS WIRE LIST

COLOR	GA	FIRST	PIN	TERM	NOTE	SECOND	PIN	TERM	NOTE	FUNCTION
RED/PUR	10	CR05	LINE	07		J20	2	43		PORT IGNITION IN
RED/PUR	10	CR05	LOAD	07		S20	8	02		PORT IGNITION LOAD
RED/PUR	10	CR06	LINE	07		J20	3	43		STBD IGNITION IN
RED/PUR	10	CR06	LOAD	07		S21	8	02		STBD IGNITION LOAD
YEL/RED	16	S20	S	02		J20	8	42		PORT START
PUR/RED	14	S20	I	02	SA	J20	4	42		PORT IGNITION TO DIODE
PUR/ORN	16	CR03	3	04		FR02	2	41	SC	IGNITION BOTH
YEL/RED	16	S21	S	02		J20	9	42		STBD START
PUR	14	S21	I	02	SB	J20	5	42		STBD IGNITION
NON	16	CR03	1	51		S20	1	02	SA	PORT IGNITION TO DIODE
NON	16	CR03	2	51		S21	1	02	SB	STBD IGNITION TO DIODE
YEL/BLK	16	P02	1	41		S01	7	02	SE	FIREBOY INDICATOR
PUR/ORN	16	P02	2	41	SC	J20	6	42		IGNITION BOTH
BLK	14	J20	1	42		P06	1	41	SD	PANEL LT RET
YEL/BLK	16	J20	7	42		S01	7	02	SE	FIREBOY
BRN/ORN	14	J20	10	42		S02	2	02		AFT BILGE IN
BRN/RED	14	J20	11	42		S02	3	02		AFT BILGE WIPER
ORN/YEL	14	J20	12	42		S01	2	02		BLOWER A IN
ORN/YEL	14	J20	13	42		S01	5	02		BLOWER B IN
YEL	14	J20	14	42		S01	3	02		BLOWER A
YEL	14	J20	15	42		S01	6	02		BLOWER B
BLK	14	P06	1	41	SD	R25	-	02	SL	PANEL RET
GRA/TAN	16	P06	2	41		S05	1	02		COCKPIT LT
GRA/TAN	16	P06	3	41		S05	3	02		COCKPIT LT
GRA/ORN	16	P06	4	41		S04	3	02	SM	NAV LT
RED/BLK	16	P06	5	41		S08	3	02	SB	WINDLASS UP
BLK/RED	16	P06	6	41		S08	1	02		WINDLASS DOWN
WHIT/ORN	16	P06	7	41		S03	3	02		HORN
RED/BLU	16	P06	8	41		S07	4	02	SC	STBD WIPER RUN
RED/BLU	16	P06	9	41		CR01	LOAD	02	SF	WIPER PARK
RED/ORN	16	P06	10	41		S07	1	02		PORT WIPER RUN
GRA/BLU	16	P06	11	41		S04	4	02	SN	STERN LIGHT
GRA/ORN	16	P06	12	41		S06	3	02		ARCH LIGHTS
ORN/WHIT	16	J21	1	42		S03	2	02		HORN IN
ORN/RED	14	J21	2	42		R25	-	02		HELM 12V RECEPTACLE
ORN/ORA	14	J21	3	42		S04	5	02	SO	NAV LT
ORN/TAN	14	J21	4	42		CR01	LINE	02		WIPER IN
ORN	16	J21	5	42		S08	2	02		WINDLASS
ORN	14	J21	6	42		S09	2	02		HELM ACCESSORY
ORN	14	J21	7	42		S10	2	02		HELM ACCESSORY
ORN/PUR	16	J21	8	42		S06	2	02		ARCH LIGHTS
BLU	16	J21	9	42		S04	3	02	SM	DASH LIGHTS
ORN/BLU	16	J21	10	42		S05	2	02		COCKPIT LITS
ORN/ORA	16	S04	5	02	SO	S04	2	02		NAV LT JUMPER
GRA/BLU	16	S04	6	02		S04	4	02	SN	ANCH LT JUMPER
ORN/TAN	14	S07	5	02	SP	S07	2	02		WIPER IN JUMPER
RED/BLU	16	S07	4	02	SO	S07	3	02		STBD WIPER RUN JUMPER
BLK	16	S02	7	02		S04	7	02	SG	SWITCH LT RET
BLK	16	S04	7	02	SG	S04	7	02	SH	SWITCH LT RET
BLK	16	S06	7	02	SH	S07	7	02	SI	SWITCH LT RET
BLK	16	S07	7	02	SI	S09	7	02	SJ	SWITCH LT RET
BLK	16	S09	7	02	SJ	S10	7	02	SK	SWITCH LT RET
BLK	16	S10	7	02	SK	R25	-	02	SL	SWITCH LT RET
ORN/TAN	14	CR01	LOAD	02	SF	S07	5	02	SP	WIPER IN

FOUR WINNS PARTS LIST

ITEM	PART NUMBER	QUANTITY	DESCRIPTION	FUNCTION	MANUFACTURER
		48	RECEPT FASTON, 250 18-14	02	AMP
		14	PLUG LAMP, 16-14	41	AMP
		25	SOCKET LAMP, 16-14	42	AMP
		2	SOCKET LAMP, 12-10	43	AMP
		1	PANEL BLANK IGNITION/SWITCH 298		
		1	BREAKER 15A	PORT IGNITION	MP
		1	BREAKER 15A	STBD IGNITION	MP
		1	BREAKER 15A	WIPER	MP
		1	DIODE ASSEMBLY DUAL INS 401	IGNITION DIODE	IR
		1	RECEPT LAMP, 15 DXT	HELM SWITCH	AMP
		1	PLUG LAMP, 12 DXT	HELM SYSTEMS	AMP
		1	PLUG LAMP, 12 DXT	HELM SYSTEMS	AMP
		1	RECEPT 12V AFI	12V RECEPTACLE	AFI
		1	SWITCH DPST CONT III	BLOWER	CARL SW
		1	SWITCH SPST CONT III	AFT BILGE PUMP	CARL SW
		1	SWITCH SPST (ON) OFF CONT III	HORN	CARL SW
		1	SWITCH DPST CONT III	NAV/ANC LITS	CARL SW
		1	SWITCH ON-OFF CONT III	COCKPIT LITS	CARL SW
		1	SWITCH SPST CONT III	ARCH LITS	CARL SW
		1	SWITCH DPST CONT III	WIPERS	CARL SW
		1	SWITCH (ON) OFF (ON) CONT III	WINDLASS	CARL SW
		1	SWITCH SPST CONT III	ACCESSORY	CARL SW
		1	SWITCH SPST CONT III	ACCESSORY	CARL SW
		1	SWITCH IGNITION I/O	PORT IGNITION	GENERAL
		1	SWITCH IGNITION I/O	STBD IGNITION	GENERAL

298 VISTA
IGNITION/SWITCH PANEL
ASSEMBLY W/O ELECTRONICS



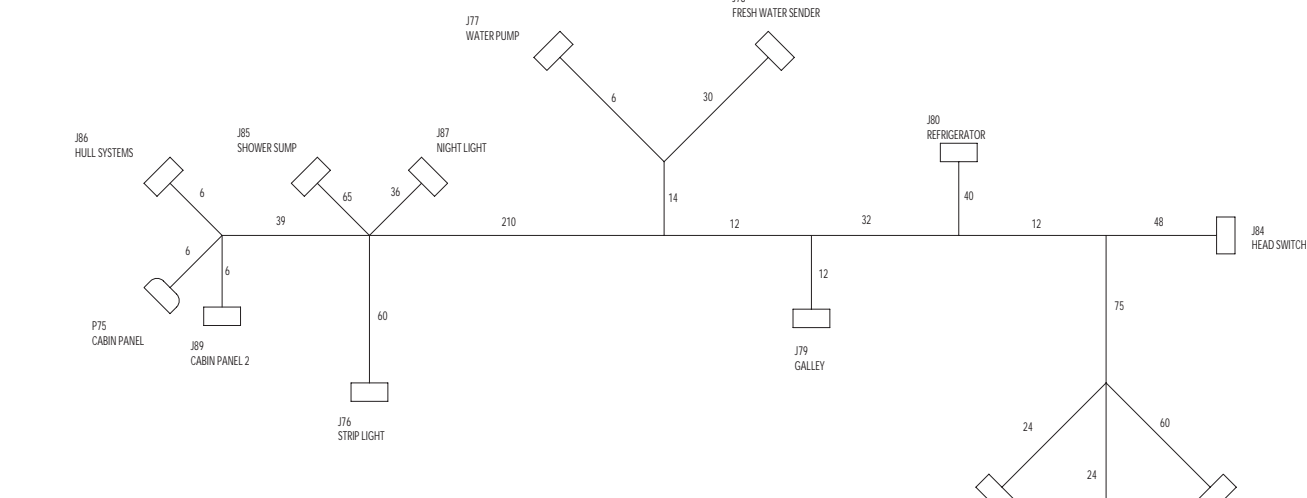
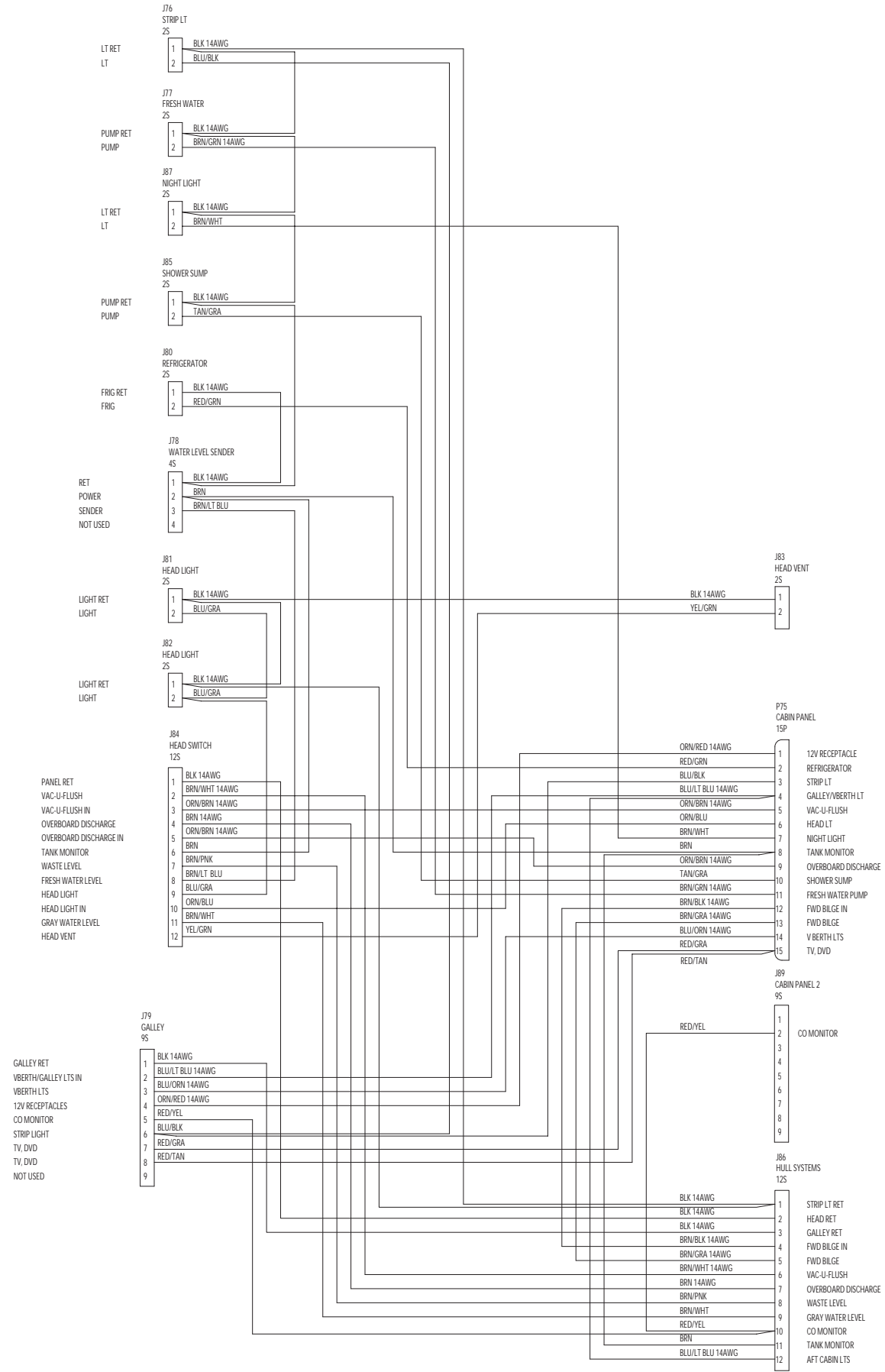
FOUR WINNS WIRE LIST

COLOR	GA	FIRST	PN	TERM	NOTE	SECOND	PN	TERM	NOTE	FUNCTION
RED/PUR	10	CB05	LINE	07		J20	2	43		PORT IGNITION IN
RED/PUR	10	CB05	LOAD	07		S20	8	02		PORT IGNITION
RED/PUR	10	CB06	LINE	07		J20	3	43		STBD IGNITION IN
RED/PUR	10	CB06	LOAD	07		S21	8	02		STBD IGNITION
YEL/RED	16	S20	5	02		J20	8	42		PORT START
PUR/RED	14	S01	1	02	SA	J20	4	42		IGNITION BOTH
PUR/ORN	16	CR03	3	04		P02	2	41	SC	IGNITION BOTH
YEL/RED	16	S21	5	02		J20	9	42		STBD START
PUR	14	S21	1	02	SB	J20	5	42		STBD IGNITION TO DIODE
NON	16	CR03	1	51		S20	1	02	SA	PORT IGNITION TO DIODE
NON	16	CR03	2	51		S21	1	02	SB	STBD IGNITION TO DIODE
YEL/BLK	16	P02	1	41		S01	7	02	SE	FIREBOY INDICATOR
PUR/ORN	16	P02	2	41	SC	J20	6	42		IGNITION BOTH
BLK	14	J20	1	42		P66	1	41	SD	HELM ACCESSORY
YEL/BLK	16	J20	7	42		S01	7	02	SE	FIREBOY
BRN/ORN	14	J20	10	42		S02	2	02		AFT BILGE IN
BRN/RED	14	J20	11	42		S02	3	02		AFT BILGE
ORN/YEL	14	J20	12	42		S01	2	02		BLOWER A IN
ORN/YEL	14	J20	13	42		S01	5	02		BLOWER B IN
YEL	14	J20	14	42		S01	3	02		BLOWER A
YEL	14	J20	15	42		S01	6	02		BLOWER B
BLK	14	P66	1	41	SD	R25	-	02		PANEL LT RET
GRA/TAN	16	P66	2	41		S05	1	02	SL	COCKPIT LT
GRA/TAN	16	P66	3	41		S05	3	02		COCKPIT LT
GRA/ORN	16	P66	4	41		S04	3	02	SM	NAV LT
RED/BLK	16	P66	5	41		S08	3	02		WINDLASS UP
BLK/RED	16	P66	6	41		S08	1	02		WINDLASS DOWN
WHI/ORN	16	P66	7	41		S03	3	02		HORN
RED/BLU	16	P66	8	41		S07	4	02	SD	STBD WIPER RUN
RED/BLU	16	P66	9	41		CB01	LOAD	02	SF	WIPER PARK
RED/ORN	16	P66	10	41		S07	1	02		WIPER RUN
GRA/BLU	16	P66	11	41		S04	4	02	SN	STERN LIGHT
GRA/ORN	16	P66	12	41		S06	3	02		ARCH LIGHTS
ORN/WHI	16	J21	1	42		S03	2	02		HORN IN
ORN/RED	14	J21	2	42		R25	-	02		HELM 12V RECEPTACLE
ORN/ORA	14	J21	3	42		S04	5	02	SO	NAV LT IN
ORN/TAN	14	J21	4	42		CB01	LINE	02		WIPER IN
ORN	16	J21	5	42		S08	2	02		WINDLASS
ORN	14	J21	6	42		S09	2	02		HELM ACCESSORY
ORN	14	J21	7	42		S10	2	02		HELM ACCESSORY
ORN/PUR	16	J21	8	42		S06	2	02		ARCH LIGHTS
BLU	16	J21	9	42		S04	3	02	SM	DASH LIGHTS
ORN/BLU	16	J21	10	42		S05	2	02		COCKPIT LIGHTS
ORN/ORA	16	S04	5	02	SO	S04	2	02		NAV LT JUMPER
GRA/BLU	16	S04	6	02		S04	4	02	SN	ANC LT JUMPER
ORN/TAN	14	S07	5	02	SF	S07	2	02		WIPER IN JUMPER
RED/BLU	16	S07	4	02	SG	S07	3	02		STBD WIPER RUN JUMPER
BLK	16	S02	7	02		S04	7	02	SG	SWITCH LT RET
BLK	16	S04	7	02	SG	S06	7	02	SH	SWITCH LT RET
BLK	16	S06	7	02	SH	S07	7	02	SI	SWITCH LT RET
BLK	16	S07	7	02	SI	S09	7	02	SI	SWITCH LT RET
BLK	16	S09	7	02	SI	S10	7	02	SK	SWITCH LT RET
BLK	16	S10	7	02	SK	R25	-	02	SL	SWITCH LT RET
ORN/TAN	14	CB01	LOAD	02	SF	S07	5	02	SP	WIPER IN

FOUR WINNS PARTS LIST

ITEM	PART NUMBER	QUANTITY	DESCRIPTION	FUNCTION	MANUFACTURER
	028-0177	49	RECEPT FASTON 25016-14	02	AMP
	028-0390	14	PNLUMNL 18-14	41	AMP
	028-0454	23	SOCKET UMNL 18-14	42	AMP
	028-0455	2	SOCKET UMNL 12-10	43	AMP
	025-2885	1	PANEL BLANK/IGNITION/SWITCH 298		
	028-0467	1	BREAKER 15A	PORT IGNITION	MP
	028-0467	1	BREAKER 15A	STBD IGNITION	MP
	028-0466	1	BREAKER 10A	WIPER	MP
	028-0446	1	DIODE ASSEMBLY DUAL IN5401	IGNITION DIODE	IR
	028-0446	1	RECEPT UMNL 15 CXT	HELM SWITCH	AMP
	028-0451	1	PLUG UMNL 12 CXT	HELM SYSTEMS	AMP
	028-0450	1	PLUG UMNL 12 CXT	HELM SYSTEMS	AMP
	026-1100	1	RECEPT 12V AFI	12V RECEPTACLE	AFI
	028-0459	1	SWITCH SPST CONT III	BLOWER	CARL SW
	028-0457	1	SWITCH SPST CONT III	AFT BILGE PUMP	CARL SW
	028-0456	1	SWITCH SPST ON/OFF CONT III	HELM SYSTEMS	CARL SW
	028-0504	1	SWITCH SPST CONT III	NAV/ARCH LIGHTS	CARL SW
	028-1135	1	SWITCH ON/OFF CONT III	COCKPIT LIGHTS	CARL SW
	028-0457	1	SWITCH SPST CONT III	ARCH LIGHTS	CARL SW
	028-0504	1	SWITCH SPST CONT III	WIPERS	CARL SW
	028-0469	1	SWITCH ON/OFF CONT III	WINDLASS	CARL SW
	028-0457	1	SWITCH SPST CONT III	ACCESSORY	CARL SW
	028-0457	1	SWITCH SPST CONT III	ACCESSORY	CARL SW
	028-0188	1	SWITCH IGNITION/D	PORT IGNITION	GENERAL
	028-0188	1	SWITCH IGNITION/D	STBD IGNITION	GENERAL

298 VISTA
IGNITION/SWITCH PANEL
ASSEMBLY W/ ELECTRONICS



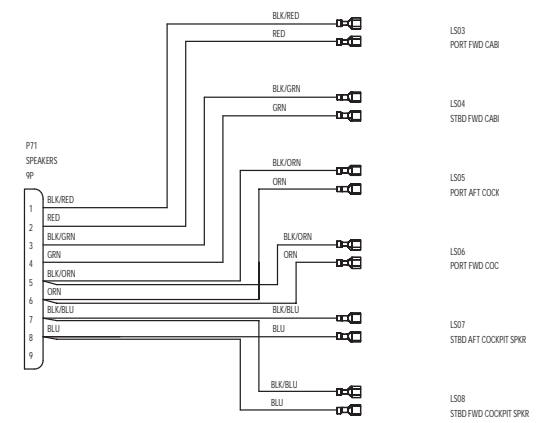
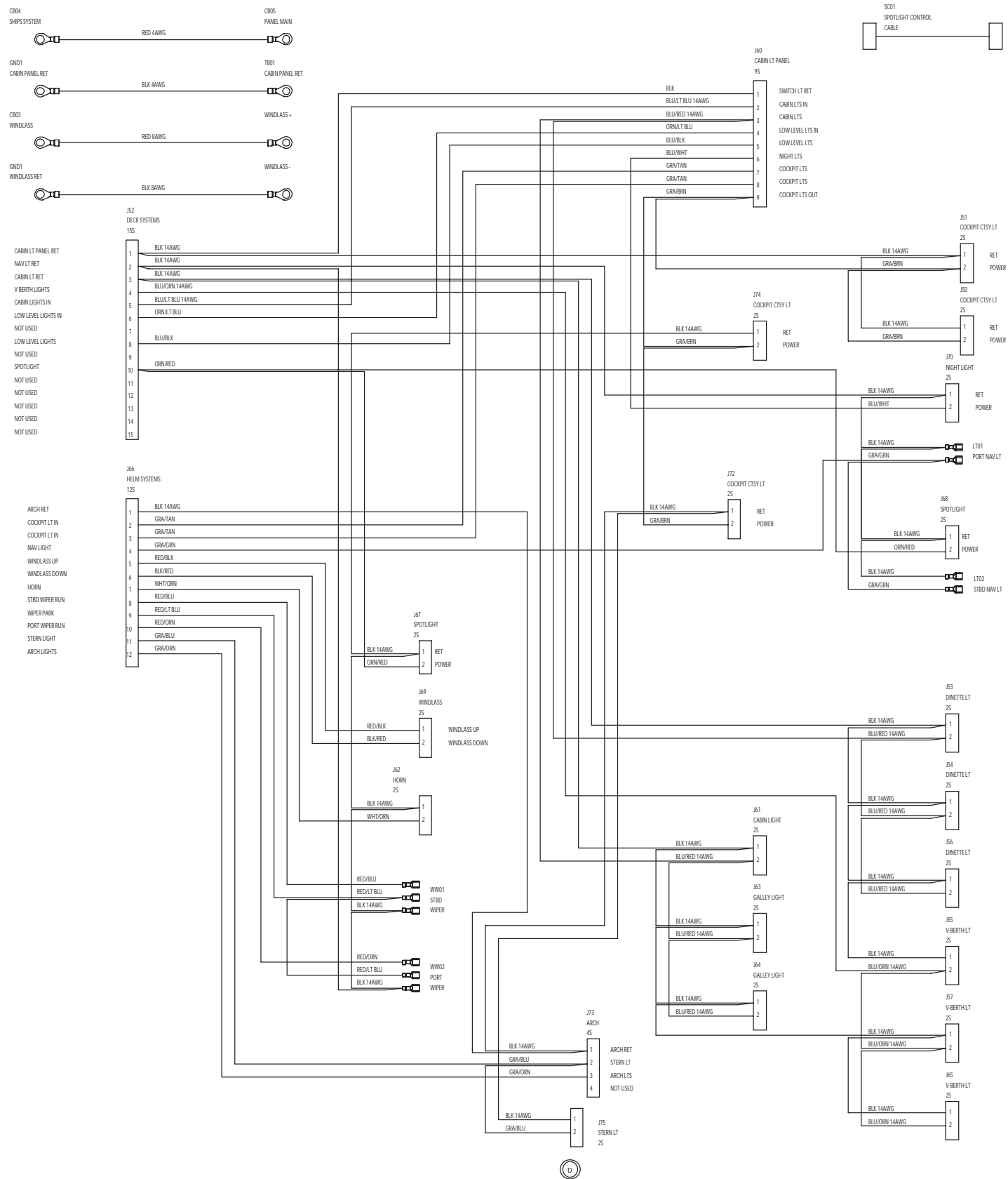
FOUR WINNS PARTS LIST

ITEM	PART NUMBER	QUANTITY	DESCRIPTION	FUNCTION	MANUFACTURER
	028-0390	15	PN UMNL18-14	41	AMP
	028-0454	50	SOCKET UMNL18-14	42	AMP
J76	038-0441	1	RECEPT UMNL2 CKT	STRIP LT	AMP
J77	028-0441	1	RECEPT UMNL2 CKT	FRESH WATER	AMP
J78	028-0442	1	RECEPT UMNL4 CKT	WATER LEVEL SENDER	AMP
J79	028-0443	1	RECEPT UMNL9 CKT	GALLEY	AMP
J80	028-0441	1	RECEPT UMNL2 CKT	REFRIGERATOR	AMP
J81	028-0441	1	RECEPT UMNL2 CKT	HEAD LIGHT	AMP
J82	028-0441	1	RECEPT UMNL2 CKT	HEAD LIGHT	AMP
J83	028-0441	1	RECEPT UMNL2 CKT	HEAD VENT	AMP
J84	028-0445	1	RECEPT UMNL12 CKT	HEAD SWITCH	AMP
J85	028-0441	1	RECEPT UMNL2 CKT	SHOWER SUMP	AMP
J86	028-0445	1	RECEPT UMNL12 CKT	HULL SYSTEMS	AMP
J87	028-0441	1	RECEPT UMNL2 CKT	NIGHT LIGHT	AMP
P75	028-0452	1	PLUG UMNL15 CKT	CABIN PANEL 2	AMP
J89	028-0443	1	RECEPT UMNL9 CKT	CABIN PANEL 2	AMP

FOUR WINNS WIRE LIST

COLOR	GA	FIRST	PN	TERM	NOTE	SECOND	PN	TERM	NOTE	FUNCTION
BLK	14	J76	1	42	SA	J86	1	42	SF	STRIP LT RET
BLK	14	J76	1	42	SA	J77	1	42	SB	FRESH WATER PUMP RET
BLK	14	J77	1	42	SB	J87	1	42	SK	NIGHT LT RET
BLK	14	J87	1	42	SK	J85	1	42	SL	SHOWER SUMP RET
BLK	14	J85	1	42	SL	J78	1	42	SC	WATER LEVEL SENDER RET
BLK	14	J78	1	42	SC	J80	1	42		REFRIGERATOR RET
BLK	14	J81	1	42	SD	J83	1	42		HEAD VENT RET
BLK	14	J81	1	42	SD	J82	1	42	SE	HEAD LT RET
BLK	14	J82	1	42	SE	J86	1	42	SF	HEAD LT RET
BLK	14	J84	1	42		J86	2	42		HEAD SWITCH RET
BLK	14	J79	1	42		J86	3	42		GALLEY RET
BLU/BLK	16	J76	2	42		J79	6	42		STRIP LT
BRN/GRN	14	J77	2	42		P75	11	41		FRESH WATER PUMP
TAN/GRN	16	J85	2	42		P75	10	41		SHOWER SUMP
RED/GRN	16	J80	2	42		P75	2	41		REFRIGERATOR
BRN	16	J78	2	42	SG	P75	8	41	SH	WATER LEVEL SENDER
BRN	16	J78	2	42	SG	J84	6	42		TANK MONITOR
BRN/BLU	16	J78	3	42		J84	8	42		WATER LEVEL
BLU/GRN	16	J81	2	42		J82	2	42	SI	HEAD LIGHT
BLU/GRN	16	J82	2	42	SI	J84	9	42		HEAD LIGHT
BRN/WHT	14	J84	2	42		J86	6	42		VAC-U-FLUSH
BRN/BRN	14	J84	3	42		P75	5	41		VAC-U-FLUSH IN
BRN	14	J84	4	42		J86	7	42		OVERBOARD DISCHARGE
ORN/BRN	14	J84	5	42		P75	9	41		OVERBOARD DISCHARGE IN
BRN/PNK	16	J84	7	42		J86	8	42		WASTE LEVEL
ORN/BLU	16	J84	10	42		P75	6	41		HEAD LIGHT IN
BRN/WHT	16	J84	11	42		J86	9	42		GRAY WATER LEVEL
YEL/GRN	16	J84	12	42		J83	2	42		HEAD VENT
BLU/BLU	14	J79	2	42		P75	4	41	SJ	VERTH/GALLEY LTS IN
BLU/GRN	14	J79	3	42		P75	14	41		VERTH LTS
ORN/RED	14	J79	4	42		P75	1	41		12V RECEPTACLES
RED/YEL	16	J79	5	42		J86	10	42	SM	CO MONITOR
BRN	16	P75	8	41	SH	J86	11	42		TANK MONITOR
BRN/BLK	14	P75	12	41		J86	4	42		FWD BILGE IN
BRN/GRN	14	P75	13	41		J86	5	42		FWD BILGE
BLU/BLU	14	J86	12	42		P75	4	41	SJ	AFT CABIN LTS
BRN/WHT	16	P75	7	41		J87	2	42		NIGHT LT
BLU/BLK	16	J79	6	42	SM	J76	2	42		STRIP LT
RED/GRN	16	P75	15	41	SP	J79	7	42		TV
RED/TAN	16	P75	15	41	SP	J79	8	42		DVD
RED/YEL	16	J89	2	42		J86	10	42	SM	CO MONITOR

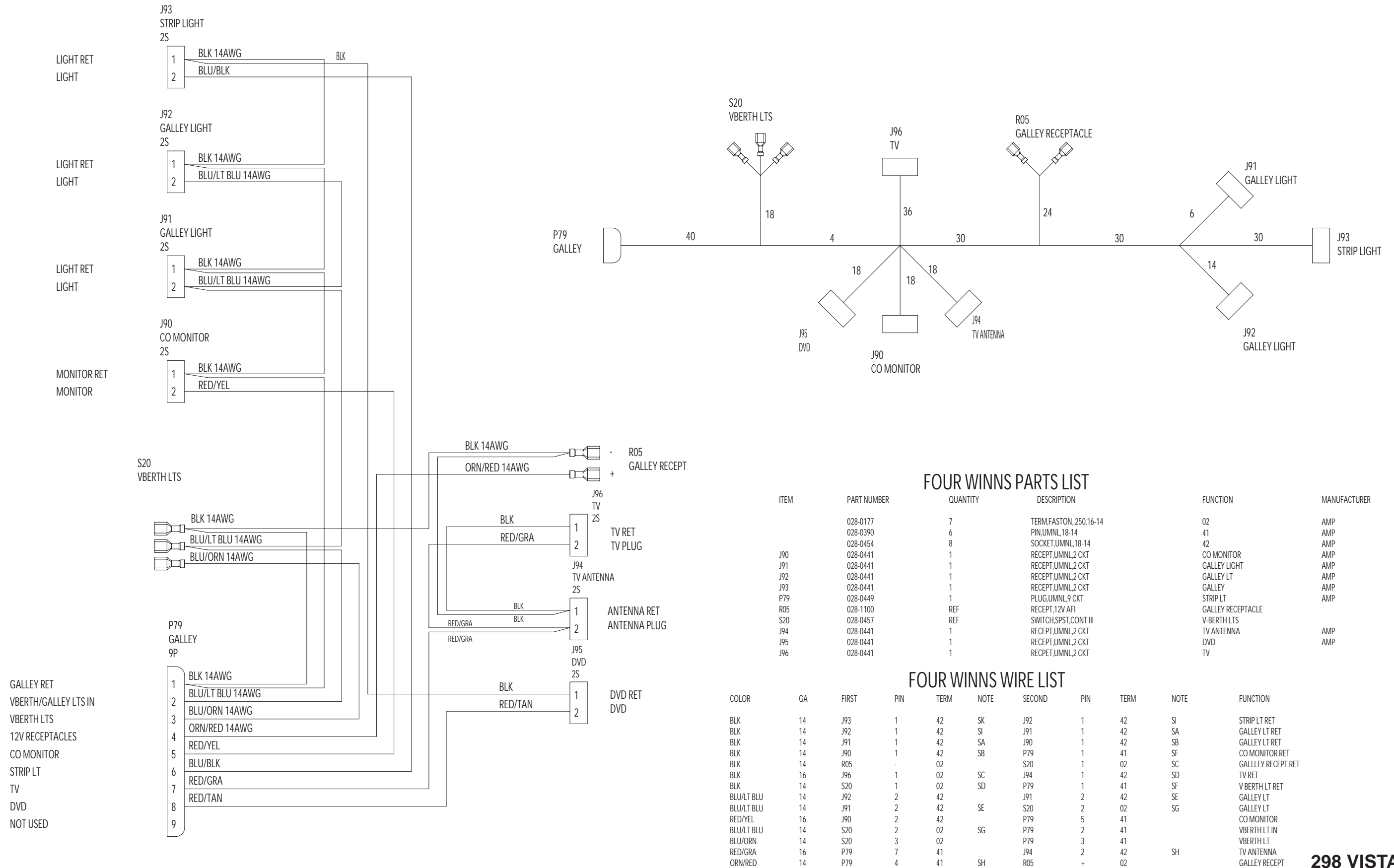
298 VISTA
FWD HULL SYSTEMS
HARNESS ASSEMBLY



FOUR WINNS WIRE LIST

COLOR	GA	FIRST	PIN	TERM	NOTE	SECOND	PIN	TERM	NOTE	FUNCTION
BLK/RED	16	P71	1	41		LS03	-	63		PORT FWD CABIN SPKR RET
RED	16	P71	2	41		LS03	+	63		PORT FWD CABIN SPKR
BLK/GRN	16	P71	3	41		LS04	-	63		STBD FWD CABIN SPKR RET
GRN	16	P71	4	41		LS04	+	63		STBD FWD CABIN SPKR
BLK/ORN	16	P71	5	41	TK	LS05	-	27		PORT AFT COCKPIT SPKR RET
ORN	16	P71	6	41	TL	LS05	+	63		PORT FWD COCKPIT SPKR
BLK/BLU	16	P71	7	41	TM	LS07	-	27		STBD FWD COCKPIT SPKR RET
BLU	16	P71	8	41	TN	LS07	+	63		STBD FWD COCKPIT SPKR
ORN	16	P71	5	41	TK	LS06	-	27		PORT FWD COCKPIT SPKR RET
BLK/BLU	16	P71	7	41	TM	LS06	+	63		PORT FWD COCKPIT SPKR
BLU	16	P71	8	41	TN	LS08	+	27		STBD FWD COCKPIT SPKR
RED	8	CB03	LOAD	24		WL01	-	25		WINDLASS POWER
BLK	8	GND1	1	25		WL01	+	25		WINDLASS RET
BLK	14	J52	1	42	SA	J60	1	42		SWITCH LT RET
BLK	14	J52	1	42	SA	J51	1	42		COCKPIT LT RET
BLK	14	J52	2	42	SB	J70	1	42		NIGHT LT RET
BLK	14	J52	2	42	SB	WW02	-	02		DINETTE LT RET
BLK	14	J52	3	42	SC	J53	1	42		DINETTE LT RET
BLK	14	J52	3	42	SC	J61	1	42		CABIN LT RET
BLU/ORN	14	J52	4	42		J55	2	42		V-BERTH LTS
BLU/BLU	14	J52	5	42		J60	2	42		CABIN LITS IN
BLU/BLK	16	J52	6	42		J60	4	42		LOW LEVEL LITS IN
ORN/RED	16	J52	8	42		J60	5	42		LOW LEVEL LITS
ORN/RED	16	J52	10	42	SD	J68	2	42		SPOTLIGHT
ORN/RED	16	J52	10	42	SD	J67	2	42		SPOTLIGHT
BLK	14	J66	1	42		J73	1	42		ARCH RET
GRA/TAN	16	J66	2	42		J60	7	42		COCKPIT LT IN
GRA/TAN	16	J66	3	42		J60	8	42		COCKPIT LT IN
GRA/GRN	16	J66	4	42		LT01	+	02		NAV LT
RED/BLK	16	J66	5	42		J69	1	42		WINDLASS UP
BLK/RED	16	J66	6	42		J69	2	42		WINDLASS DOWN
WHT/ORN	16	J66	7	42		J62	2	42		HORN
RED/BLU	16	J66	8	42		WW01	R	02		STBD WIPER RUN
RED/BLU	16	J66	9	42		WW01	P	02		WIPER PARK
RED/ORN	16	J66	10	42		WW02	R	02		PORT WIPER RUN
GRA/BLU	16	J66	11	42		J73	2	42		STERN LT
GRA/ORN	16	J66	12	42		J73	3	42		ARCH LITS
BLK	14	J74	1	42		J67	1	42		COCKPIT CTSY LT RET
BLK	14	J67	1	42		J62	1	42		SPOTLIGHT RET
BLK	14	J62	1	42		WW01	-	02		HORN RET
BLK	14	WW01	-	02	SK	WW02	-	02		STBD WIPER RET
RED/BLU	16	WW01	P	02	SH	WW02	P	02		PORT WIPER PARK
BLU/RED	14	J60	3	42	SF	J61	2	42		CABIN LT
BLU/RED	14	J60	3	42	SF	J53	2	42		DINETTE LT
BLU/WHT	16	J60	6	42		J70	2	42		NIGHT LIGHT
GRA/BRN	14	J60	9	42	SG	J74	2	42		COCKPIT LT
GRA/BRN	14	J60	9	42	SG	J51	2	42		COCKPIT LT
GRA/BRN	16	J74	2	42	TH	J72	2	42		COCKPIT LT
BLK	14	J75	1	42		J72	1	42		STERN LT RET
BLK	14	J72	1	42	SQ	J73	1	42		COCKPIT LT RET
GRA/BLU	16	J75	2	42		J73	2	42		STERN LT
BLK	14	J61	1	42	SM	J63	1	42		GALLEY LT RET
BLK	14	J63	1	42	SN	J64	1	42		GALLEY LT RET
BLK	14	J64	1	42	SO	J57	1	42		V-BERTH LT RET
BLK	14	J57	1	42	SP	J65	1	42		V-BERTH LT RET
BLU/RED	14	J61	2	42	ST	J63	2	42		GALLEY LT
BLU/RED	14	J63	2	42	SU	J64	2	42		GALLEY LT
BLK	14	J70	1	42	SV	LT01	-	02		PORT NAV LT RET
BLK	14	LT01	-	02	SW	J68	1	42		SPOTLIGHT RET
BLK	14	J68	1	42	SX	LT02	-	02		STBD NAV LT RET
BLK	14	J53	1	42	TC	J54	1	42		DINETTE LT RET
BLK	14	J54	1	42	TD	J56	1	42		DINETTE LT RET
BLK	14	J56	1	42	TE	J55	1	42		DINETTE LT RET
GRA/GRN	16	LT01	+	02	SE	LT02	+	02		STBD NAV LT
BLU/RED	14	J53	2	42	SY	J54	2	42		DINETTE LT
BLU/RED	14	J54	2	42	TA	J56	2	42		DINETTE LT
BLU/ORN	14	J55	2	42	TF	J57	2	42		V-BERTH LT
BLU/ORN	14	J57	2	42	TG	J65	2	42		V-BERTH LT
RED	4	CB04	LOAD	35		CB05	LINE	34		CABIN MAIN
BLK	4	GND1	1	33		TB01	1	34		CABIN RET
BLK	14	J51	1	42	TI	J50	1	42		COCKPIT CTSY LT RET
GRA/BRN	16	J51	2	42	TJ	J50	2	42		COCKPIT CTSY LT

298 VISTA
DECK SYSTEMS
HARNES ASSEMBLY



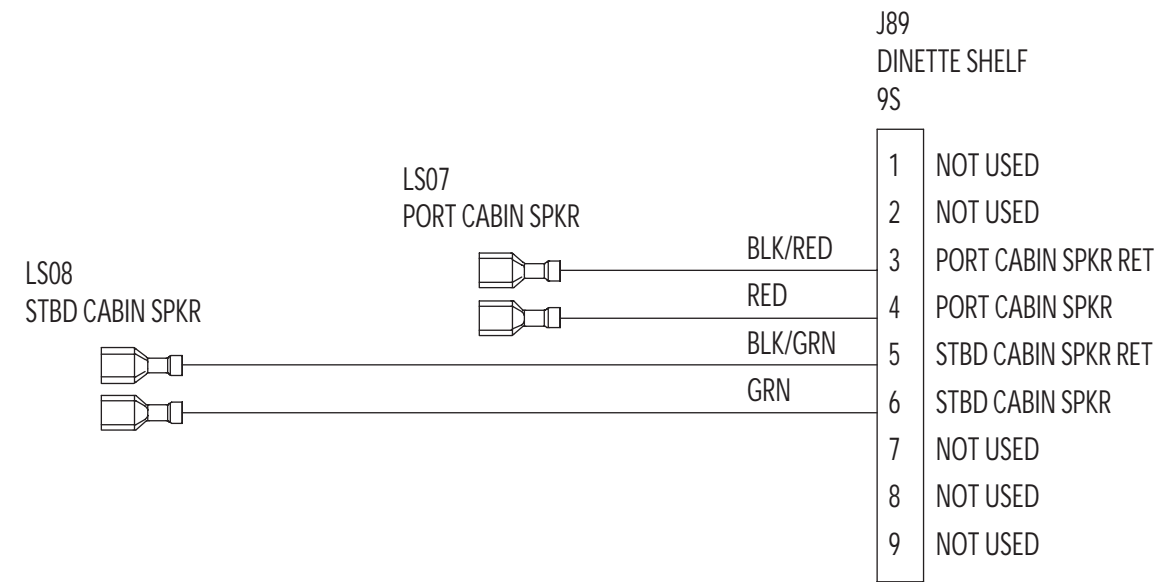
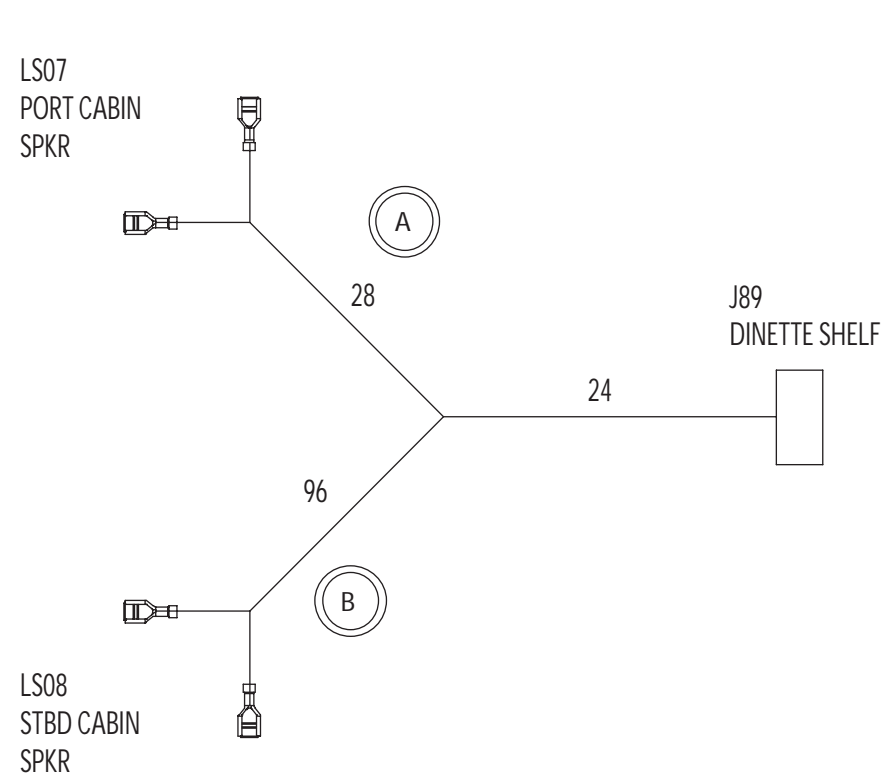
FOUR WINNS PARTS LIST

ITEM	PART NUMBER	QUANTITY	DESCRIPTION	FUNCTION	MANUFACTURER
	028-0177	7	TERM,FASTON, 250,16-14	02	AMP
	028-0390	6	PIN,UMNL,18-14	41	AMP
	028-0454	8	SOCKET,UMNL,18-14	42	AMP
J90	028-0441	1	RECEPT,UMNL,2 CKT	CO MONITOR	AMP
J91	028-0441	1	RECEPT,UMNL,2 CKT	GALLEY LIGHT	AMP
J92	028-0441	1	RECEPT,UMNL,2 CKT	GALLEY LT	AMP
J93	028-0441	1	RECEPT,UMNL,2 CKT	GALLEY	AMP
P79	028-0449	1	PLUG,UMNL,9 CKT	STRIP LT	AMP
R05	028-1100	REF	RECEPT,12V AFI	GALLEY RECEPTACLE	
S20	028-0457	REF	SWITCH,SPST,CONT III	V-BERTH LTS	
J94	028-0441	1	RECEPT,UMNL,2 CKT	TV ANTENNA	AMP
J95	028-0441	1	RECEPT,UMNL,2 CKT	DVD	AMP
J96	028-0441	1	RECEPT,UMNL,2 CKT	TV	

FOUR WINNS WIRE LIST

COLOR	GA	FIRST	PIN	TERM	NOTE	SECOND	PIN	TERM	NOTE	FUNCTION
BLK	14	J93	1	42	SK	J92	1	42	SI	STRIP LT RET
BLK	14	J92	1	42	SI	J91	1	42	SA	GALLEY LT RET
BLK	14	J91	1	42	SA	J90	1	42	SB	GALLEY LT RET
BLK	14	J90	1	42	SB	P79	1	41	SF	CO MONITOR RET
BLK	14	R05	-	02		S20	1	02	SC	GALLEY RECEPT RET
BLK	16	J96	1	02	SC	J94	1	42	SD	TV RET
BLK	14	S20	1	02	SD	P79	1	41	SF	V BERTH LT RET
BLU/LT BLU	14	J92	2	42		J91	2	42	SE	GALLEY LT
BLU/LT BLU	14	J91	2	42		S20	2	02	SG	GALLEY LT
RED/YEL	16	J90	2	42		P79	5	41		CO MONITOR
BLU/LT BLU	14	S20	2	02	SG	P79	2	41		VBERTH LT IN
BLU/ORN	14	S20	3	02		P79	3	41		VBERTH LT
RED/GRA	16	P79	7	41		J94	2	42	SH	TV ANTENNA
ORN/RED	14	P79	4	41	SH	R05	+	02		GALLEY RECEPT

298 VISTA
GALLEY SYSTEMS
HARNESS ASSEMBLY

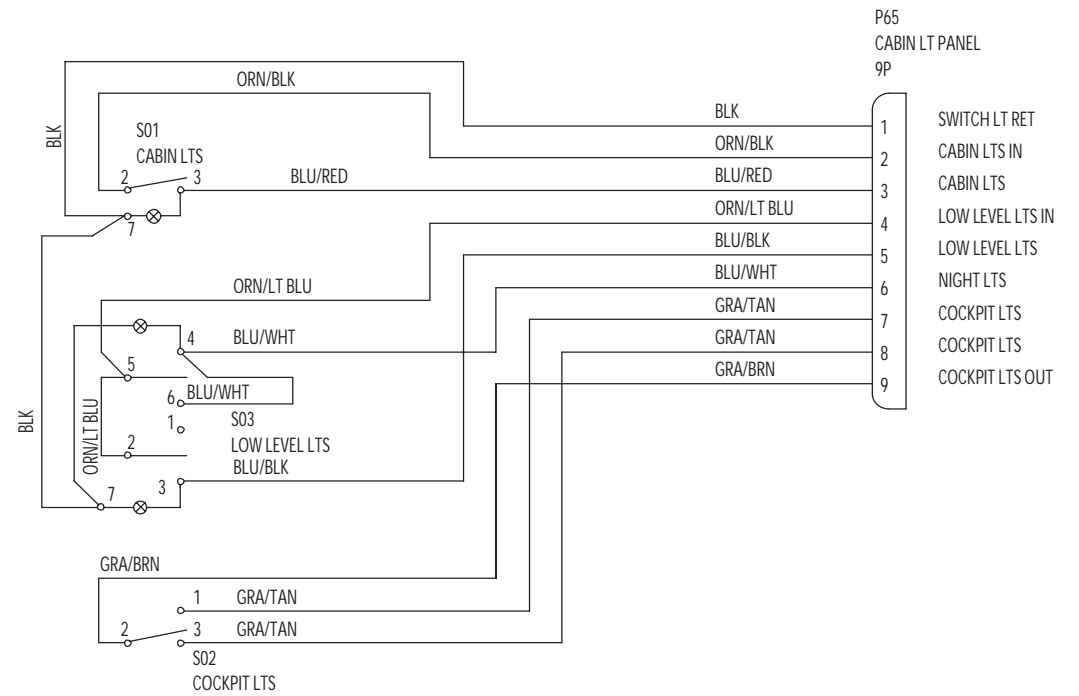
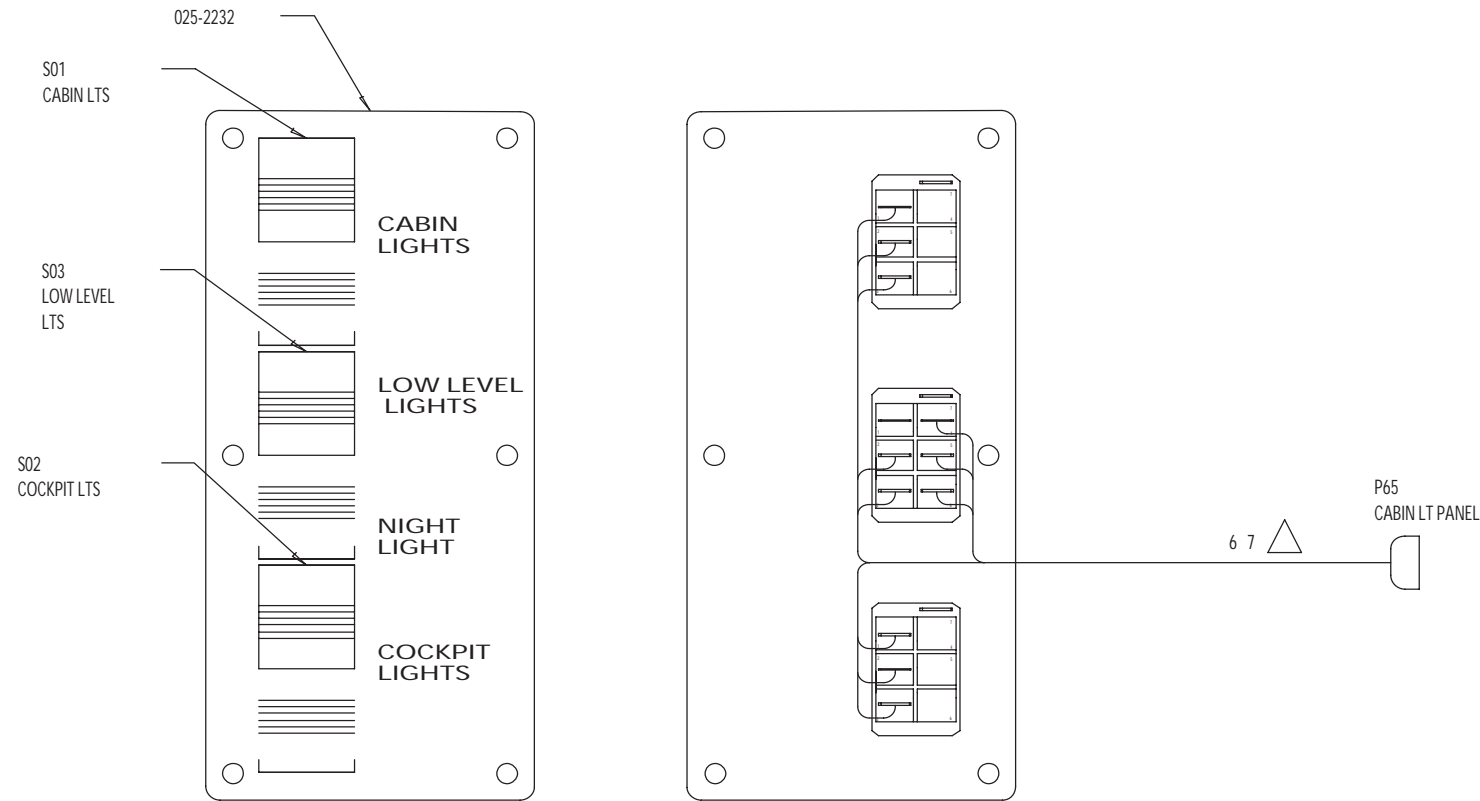


FOUR WINNS WIRE LIST

COLOR	GA	FIRST	PIN	TERM	NOTE	SECOND	PIN	TERM	NOTE	FUNCTION
BLK/RED	16	J89	3	42	BA	LS07	-	63		PORT CABIN SPKR RET
RED	16	J89	4	42	BA	LS07	+	63		PORT CABIN SPKR
BLK/GRN	16	J89	5	42	BB	LS08	-	63		STBD CABIN SPKR RET
GRN	16	J89	6	42	BB	LS08	+	63		STBD CABIN SPKR

FOUR WINNS PARTS LIST

ITEM	PART NUMBER	QUANTITY	DESCRIPTION	FUNCTION	MANUFACTURER
	028-0454	4	SOCKET,UMNL,18-14	42	AMP
	028-1288	4	TERM,FASTON,,205,18-14	63	AMP
J89	028-0443	1	RECEPT,UMNL,9 CKT	DINETTE SHELF	AMP
LS07		REF	SPEAKER	PORT CABIN SPKR	
LS08		REF	SPEAKER	STBD CABIN SPKR	



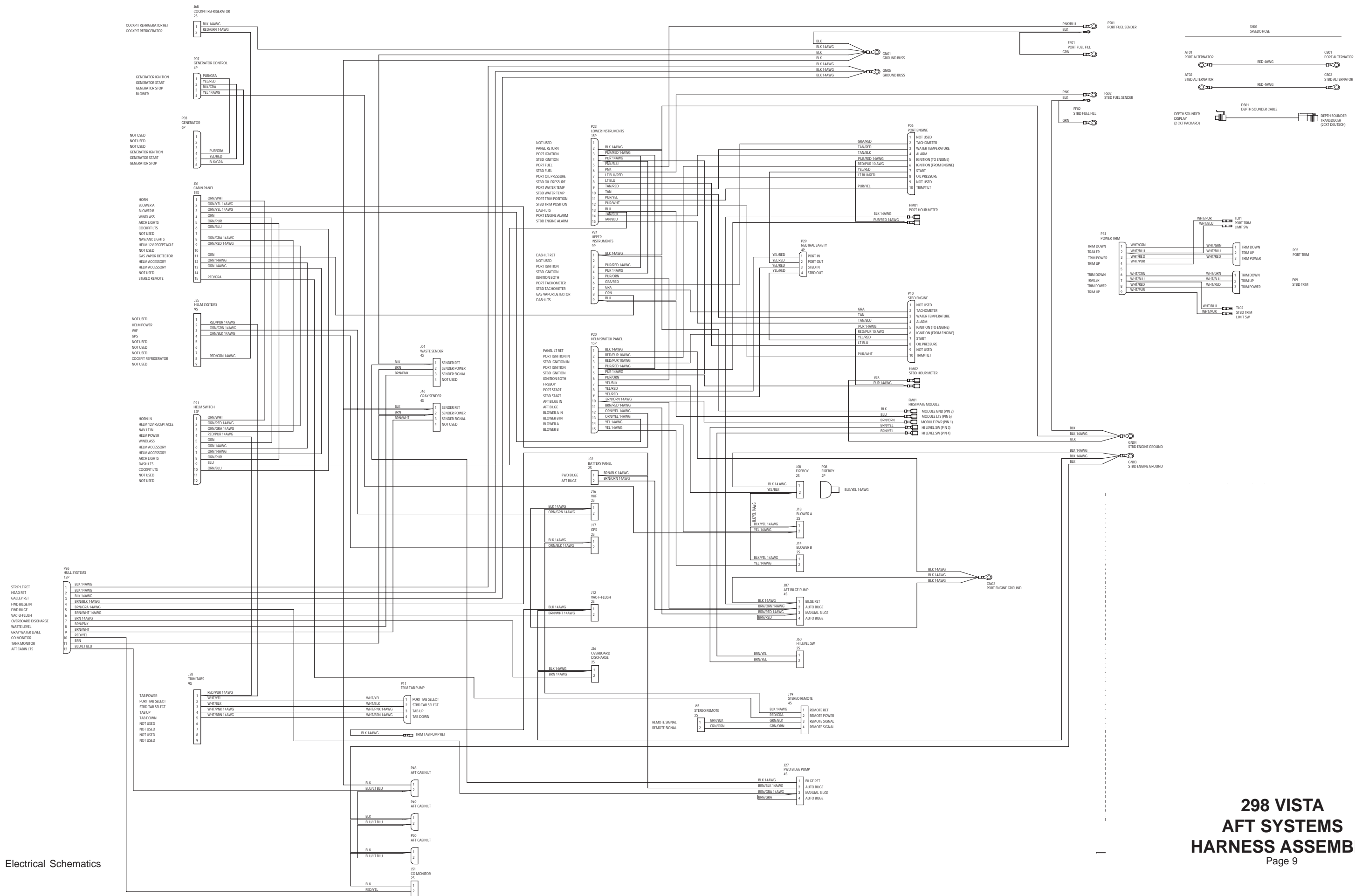
FOUR WINNS PARTS LIST

ITEM	PART NUMBER	QUANTITY	DESCRIPTION	FUNCTION	MANUFACTURER
	028-0177	12	RECEPT,FASTON,,250,18-14	02	AMP
	028-0390	9	PIN,UMNL,18-14	41	AMP
	025-2231	1	PANEL,BLANK,CABIN LTS	BLANK PANEL	
P65	028-0449	1	PLUG,UMNL,9 CKT	CABIN PANEL	AMP
S01	028-0457	1	SWITCH,SPST,CONT III	CABIN LTS	CARL SW
S02	028-1135	1	SWITCH, ON-ON,CONT III	COCKPIT LTS	CARL SW
S03	028-0504	1	SWITCH,DPDT,CONT III	LOW LEVEL LTS	CARL SW

FOUR WINNS WIRE LIST

COLOR	GA	FIRST	PIN	TERM	NOTE	SECOND	PIN	TERM	NOTE	FUNCTION
BLK	16	P65	1	41		S01	7	02	SA	SWITCH LT RET
ORN/BLK	16	P65	2	41		S01	2	02		CABIN LTS IN
BLU/RED	16	P65	3	41		S01	3	02		CABIN LTS
ORN/LT BLU	16	P65	4	41		S03	5	02	SB	LOW LEVEL LTS IN
BLU/BLK	16	P65	5	41		S03	3	02		LOW LEVEL LTS
BLU/WHT	16	P65	6	41		S03	4	02	SC	NIGHT LTS
GRA/TAN	16	P65	7	41		S02	1	02		COCKPIT LTS
GRA/TAN	16	P65	8	41		S02	3	02		COCKPIT LTS
GRA/BRN	16	P65	9	41		S02	2	02		COCKPIT LTS OUT
BLK	16	S01	7	02	SA	S03	7	02		SWITCH LT RET
ORN/T BLU	16	S03	5	02	SB	S03	2	02		LOW LEVEL LT JUMPER
BLU/WHT	16	S03	4	02	SC	S03	6	02		NIGHT LT JUMPER

298 VISTA CABIN LIGHTS PANEL ASSEMBLY


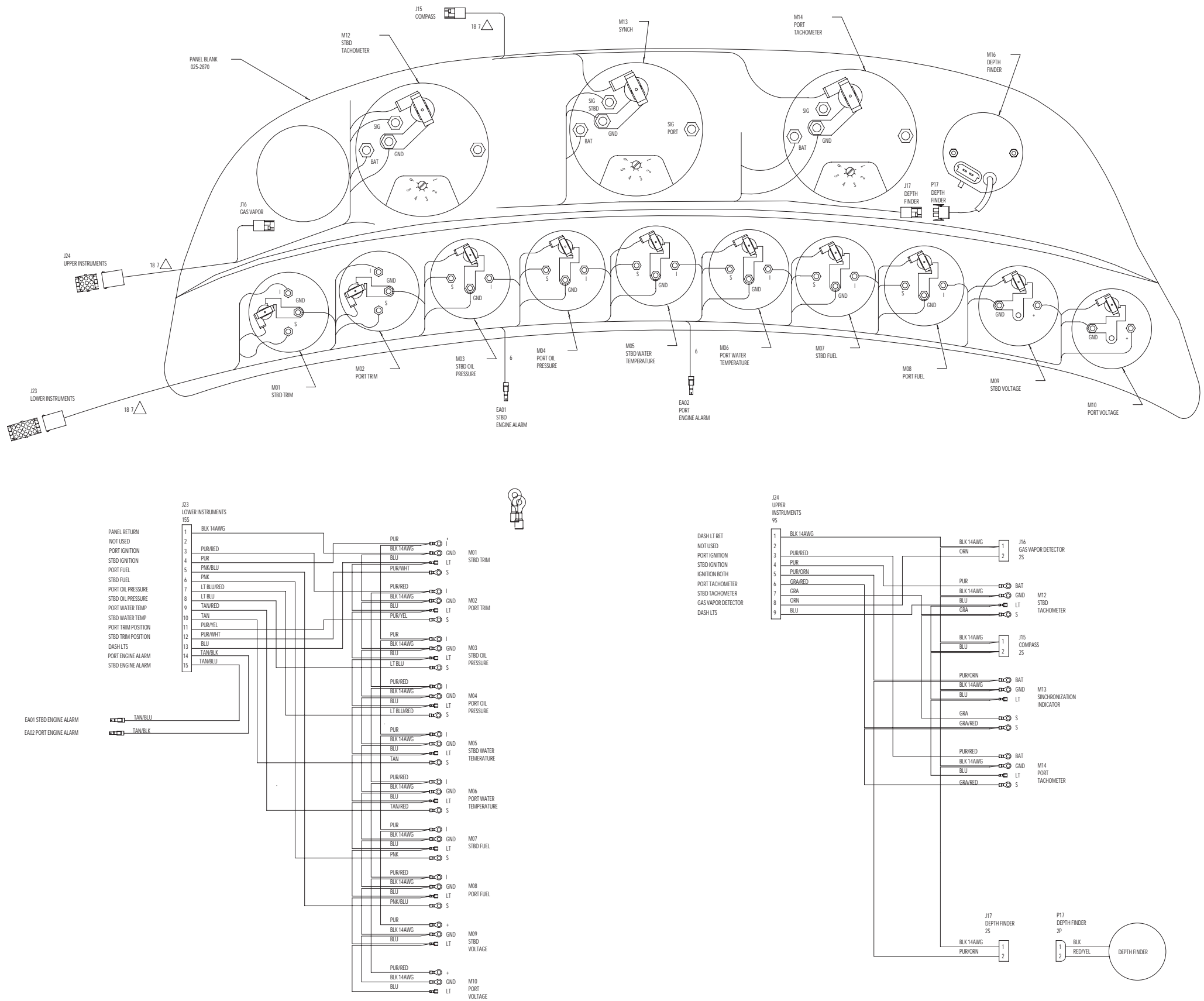


FOUR WINNS PARTS LIST

ITEM	PART NUMBER	QUANTITY	DESCRIPTION	FUNCTION	MANUFACTURER
-	028-0177	36	TERM.FASTON_250,18-14	02	AMP
-	028-0189	37	TERMINALRING.PG.#8,16-14	08	AMP
-	028-0454	24	SOCKET.UIMNL,15-14	42	AMP
-	028-1823	2	TERM.BULLET.FERMING,15A,16-14	75	AMP
-	025-2870	1	PANEL.BLANK_INSTRUMENTS,2870	-	-
J15	028-0441	1	RECEPT.UIMNL,2_CKT	COMPASS	AMP
J16	028-0441	1	RECEPT.UIMNL,2_CKT	GAS VAPOR	AMP
J17	028-0441	1	RECEPT.UIMNL,2_CKT	DEPTH FINDER	AMP
P17	028-0441	1	RECEPT.UIMNL,2_CKT	DEPTH FINDER	AMP
M12	024-0505	1	GAUGE.TACH.FARIA	UPPER INSTRUMENTS	FARIA
M13	024-0512	1	GAUGE.SYNCHRONIZATION.FARIA	STBD TACHOMETER	FARIA
M14	024-0505	1	GAUGE.TACH.FARIA	PORT TACHOMETER	FARIA
M16	028-1748	1	DEPTH FINDER.FARIA	DEPTH FINDER	FARIA
M17	028-0443	1	PLUS.UIMNL,2_CKT	DEPTH FINDER	AMP
J23	028-0445	1	RECEPT.UIMNL,15_CKT	LOWER INSTRUMENTS	AMP
M01	024-0508	1	GAUGE.TRIM.FARIA	STBD TRIM	FARIA
M02	024-0508	1	GAUGE.TRIM.FARIA	PORT TRIM	FARIA
M03	024-0509	1	GAUGE.OIL.PRESSURE.FARIA	STBD OIL PRESSURE	FARIA
M04	024-0509	1	GAUGE.OIL.PRESSURE.FARIA	PORT OIL PRESSURE	FARIA
M05	024-0507	1	GAUGE.WATER.TEMP.FARIA	STBD WATER TEMP	FARIA
M06	024-0507	1	GAUGE.WATER.TEMP.FARIA	PORT WATER TEMP	FARIA
M07	024-0511	1	GAUGE.FUEL.FARIA	STBD FUEL QUANTITY	FARIA
M08	024-0511	1	GAUGE.FUEL.FARIA	PORT FUEL QUANTITY	FARIA
M09	024-0510	1	GAUGE.VOLTAGE.FARIA	STBD VOLTAGE	FARIA
M10	024-0510	1	GAUGE.VOLTAGE.FARIA	PORT VOLTAGE	FARIA
EA01	-	REF	ENGINE ALARM	STBD ENGINE ALARM	-
EA02	-	REF	ENGINE ALARM	PORT ENGINE ALARM	-

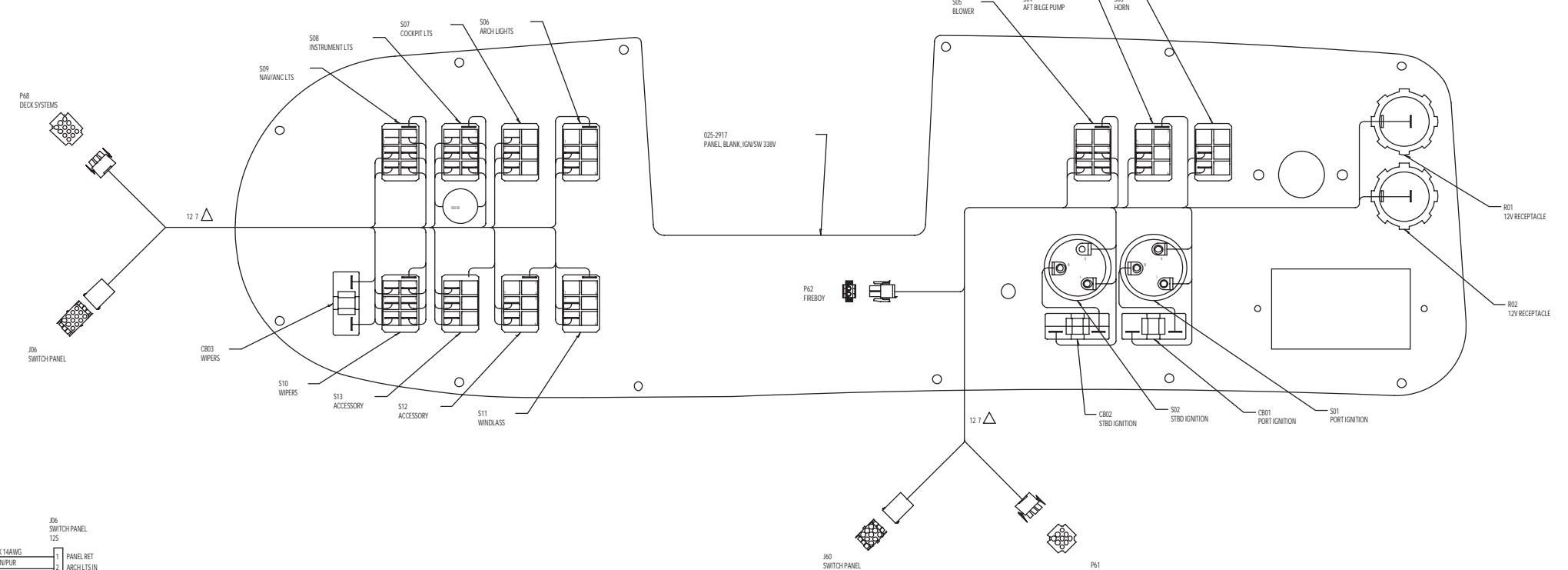
FOUR WINNS WIRE LIST

COLOR	GA	FIRST	PN	TERM	NOTE	SECOND	PN	TERM	NOTE	FUNCTION
BLK	14	J24	1	42		J16	1	42	SA	GAS VAPOR RET
BLK	14	J16	1	42	SA	M12	08	08	SB	STBD TACH RET
BLK	14	M12	GND	08	SB	J15	1	42	SC	COMPASS RET
BLK	14	J15	1	42	SC	M13	GND	08	SD	SYNCH RET
BLK	14	M13	GND	08	SD	M14	GND	08	SE	PORT TACH RET
BLK	14	M14	GND	08	SE	J17	1	42		DEPTH FINDER RET
PUR/RED	16	J24	3	42		M14	BAT	08		PORT TACH +
PUR	16	J24	4	42		M12	BAT	08		STBD TACH +
PUR/ORN	16	J24	5	42		M13	BAT	08		SYNCH +
PUR/ORN	16	M13	2	02	SG	J17	2	42		DEPTH FINDER +
GRA/RED	16	J24	6	42		M13	S	08		PORT TACH SIGNAL
GRA/RED	16	M13	5	08	SH	M14	S	08		PORT TACH SIGNAL
GRA	16	J24	7	42		M12	S	08		STBD TACH SIGNAL
GRA	16	M12	5	08	SI	M13	S	08		STBD TACH SIGNAL
ORN	16	J24	8	42		J16	2	42		GAS VAPOR DETECTOR
BLU	16	J24	9	42		M12	LT	02		STBD TACH LT
BLU	16	M12	LT	08	SJ	J15	2	42		COMPASS LT
BLU	16	J15	LT	42	SK	M13	LT	02		SYNCH LT
BLU	16	M13	LT	02	SL	M14	LT	02		PORT TACH LT
PNK/BLU	16	J23	5	42		M08	S	08		PORT FUEL
PNK	16	J23	6	42		M07	S	08		STBD FUEL
LT BLU/RED	16	J23	7	42		M04	S	08		PORT OIL PRESSURE
LT BLU	16	J23	8	42		M03	S	08		STBD OIL PRESSURE
TAN/RED	16	J23	9	42		M06	S	08		PORT WATER TEMPERATURE
TAN	16	J23	10	42		M05	S	08		STBD WATER TEMPERATURE
PUR/YEL	16	J23	11	42		M02	S	08		PORT TRIM POSITION
PUR/WHT	16	J23	12	42		M01	S	08		STBD TRIM POSITION
BLK	14	J23	1	42		M01	GND	08	SO	GAUGE LT RET
BLK	14	M01	GND	08	SO	M02	GND	08	SP	GAUGE LT RET
BLK	14	M02	GND	08	SP	M03	GND	08	SO	GAUGE LT RET
BLK	14	M03	GND	08	SO	M04	GND	08	SR	GAUGE LT RET
BLK	14	M04	GND	08	SR	M05	GND	08	SS	GAUGE LT RET
BLK	14	M05	GND	08	SS	M06	GND	08	ST	GAUGE LT RET
BLK	14	M06	GND	08	ST	M07	GND	08	SU	GAUGE LT RET
BLK	14	M07	GND	08	SU	M08	GND	08	SV	GAUGE LT RET
BLK	14	M08	GND	08	SV	M09	GND	08	SW	GAUGE LT RET
BLK	14	M09	GND	08	SW	M10	GND	08		GAUGE RET
BLU	16	J23	13	42		M01	LT	02	TB	GAUGE LT
BLU	16	M01	LT	02	TB	M02	LT	02	TC	GAUGE LT
BLU	16	M02	LT	02	TC	M03	LT	02	TD	GAUGE LT
BLU	16	M03	LT	02	TD	M04	LT	02	TE	GAUGE LT
BLU	16	M04	LT	02	TE	M05	LT	02	TF	GAUGE LT
BLU	16	M05	LT	02	TF	M06	LT	02	TG	GAUGE LT
BLU	16	M06	LT	02	TG	M07	LT	02	TH	GAUGE LT
BLU	16	M07	LT	02	TH	M08	LT	02	TI	GAUGE LT
BLU	16	M08	LT	02	TI	M09	LT	02	TJ	GAUGE LT
BLU	16	M09	LT	02	TJ	M10	LT	02		GAUGE LT
PUR	16	J23	4	42		M01	I	08	TK	GAUGE +
PUR	16	M01	I	02	TK	M05	I	08	TL	GAUGE +
PUR	16	M05	I	02	TL	M07	I	08	TM	GAUGE +
PUR	16	M07	I	02	TM	M09	I	08	TN	GAUGE +
PUR/RED	16	J23	3	42		M02	I	08	TO	GAUGE +
PUR/RED	16	M02	I	08	TO	M04	I	08	TP	GAUGE +
PUR/RED	16	M04	I	08	TP	M06	I	08	TQ	GAUGE +
PUR/RED	16	M06	I	08	TQ	M08	I	08	TR	GAUGE +
PUR/RED	16	M08	I	08	TR	M10	I	08		GAUGE +
TAN/BLK	16	P23	14	42		EA02	75			PORT ENGINE ALARM
TAN/BLU	16	P23	15	42		EA01	75			STBD ENGINE ALARM



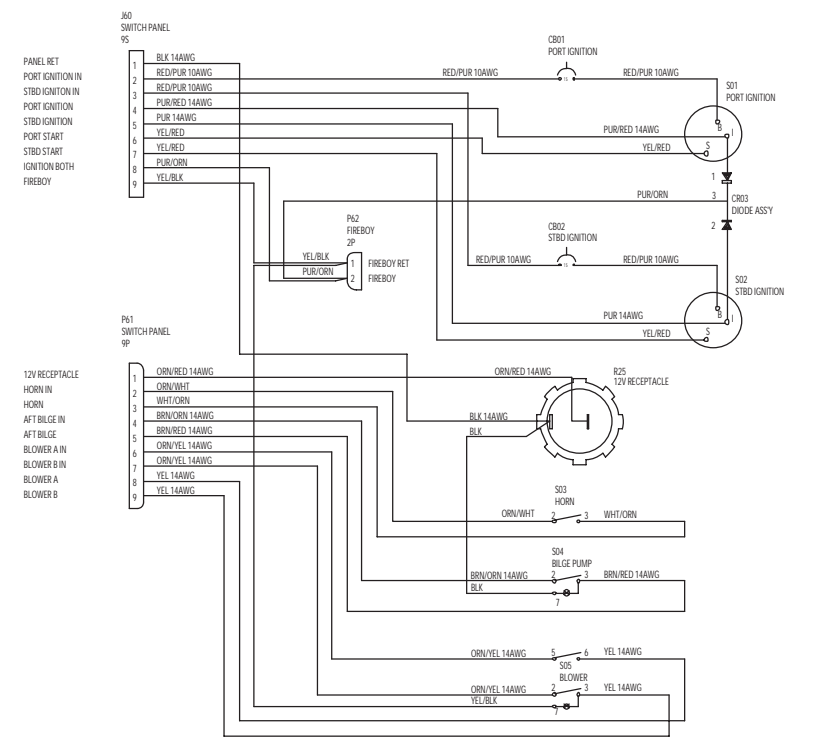
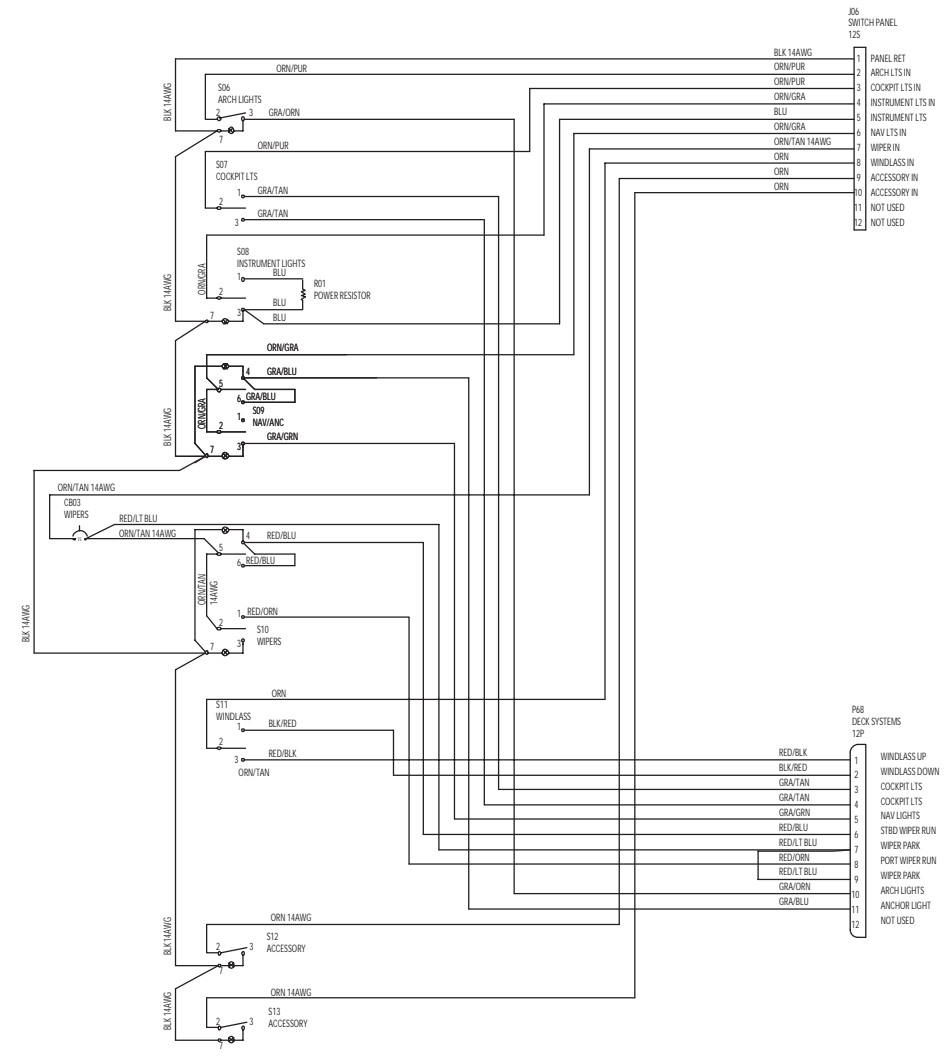
FOUR WINNS PARTS LIST

ITEM	PART NUMBER	QUANTITY	DESCRIPTION	FUNCTION	MANUFACTURER
	028-0177	46	TERMAFSTON, 250, 18-14	02	AMP
	028-0179	6	TERMAFSTON, 250, 12-10	07	AMP
	028-0189	2	TERMAFSTON, 48, 16-14	08	AMP
	028-0290	20	PALUMINL, 18-14	41	AMP
	028-0454	19	SOCKET, UMNL, 18-14	42	AMP
	028-0455	2	SOCKET, UMNL, 12-10	43	AMP
	025-2917	1	PANEL, BLANK, IGV/SW, 338V		
CB01	028-0467	1	BREAKER, 15A	PORT IGNITION	MP
CB02	028-0467	1	BREAKER, 15A	STBD IGNITION	MP
CB03	028-0466	1	BREAKER, 10A	WIPER	MP
J06	028-0445	1	RECEPT UMNL, 12 CKT	SWITCH PANEL	AMP
J60	028-0444	1	RECEPT UMNL, 9 CKT	SWITCH PANEL	AMP
P61	028-0449	1	PLUG UMNL, 2 CKT	SWITCH PANEL	AMP
P62	028-0447	1	PLUG UMNL, 2 CKT	SWITCH PANEL	AMP
P68	028-0450	1	PLUG UMNL, 12 CKT	DECK SYSTEMS	AMP
R01	028-1100	1	RESISTOR, LIGHT POWER	LIGHT DIMMER	
R25	028-0186	1	RECEPT, 12V AFI	12V RECEPTACLE	
S01	028-0186	1	SWITCH, IGNITION/NO	PORT IGNITION	GENERAL
S02	028-0186	1	SWITCH, IGNITION/NO	STBD IGNITION	GENERAL
S03	028-0456	1	SWITCH, SPST, COM, ON, CONT III	HORN	CARL SW
S04	028-0457	1	SWITCH, SPST, COM, ON, CONT III	BILGE PUMP	CARL SW
S05	028-0459	1	SWITCH, SPST, COM, ON, CONT III	BLOWER	CARL SW
S06	028-0457	1	SWITCH, SPST, COM, ON, CONT III	ARCH LIGHTS	CARL SW
S07	028-1135	1	SWITCH, SPST, COM, ON, CONT III	COCKPIT LTS	CARL SW
S08	028-0504	1	SWITCH, DPDT, COM, ON, CONT III	INSTRUMENT LTS	CARL SW
S09	028-0504	1	SWITCH, DPDT, COM, ON, CONT III	NAVICAN LTS	CARL SW
S10	028-0504	1	SWITCH, DPDT, COM, ON, CONT III	WIPERS	CARL SW
S11	028-0469	1	SWITCH, SPST, COM, OFF, (DN)	WINDLASS	CARL SW
S12	028-0457	1	SWITCH, SPST, COM, ON, CONT III	ACCESSORY IN	CARL SW
S13	028-0457	1	SWITCH, SPST, COM, ON, CONT III	ACCESSORY	CARL SW


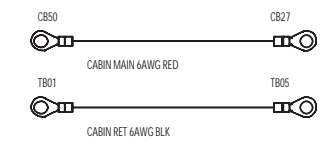
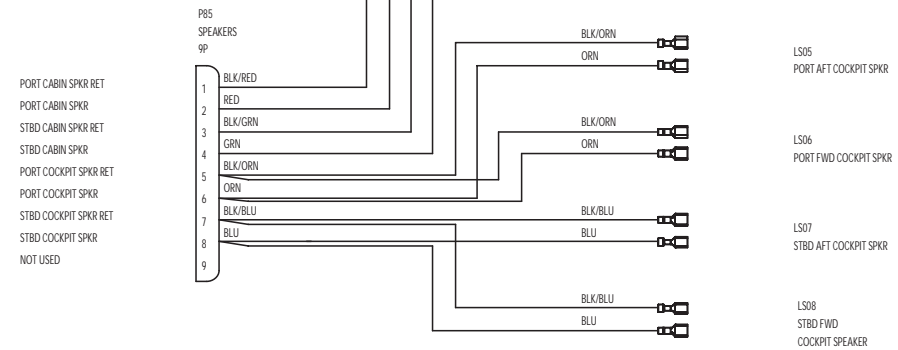
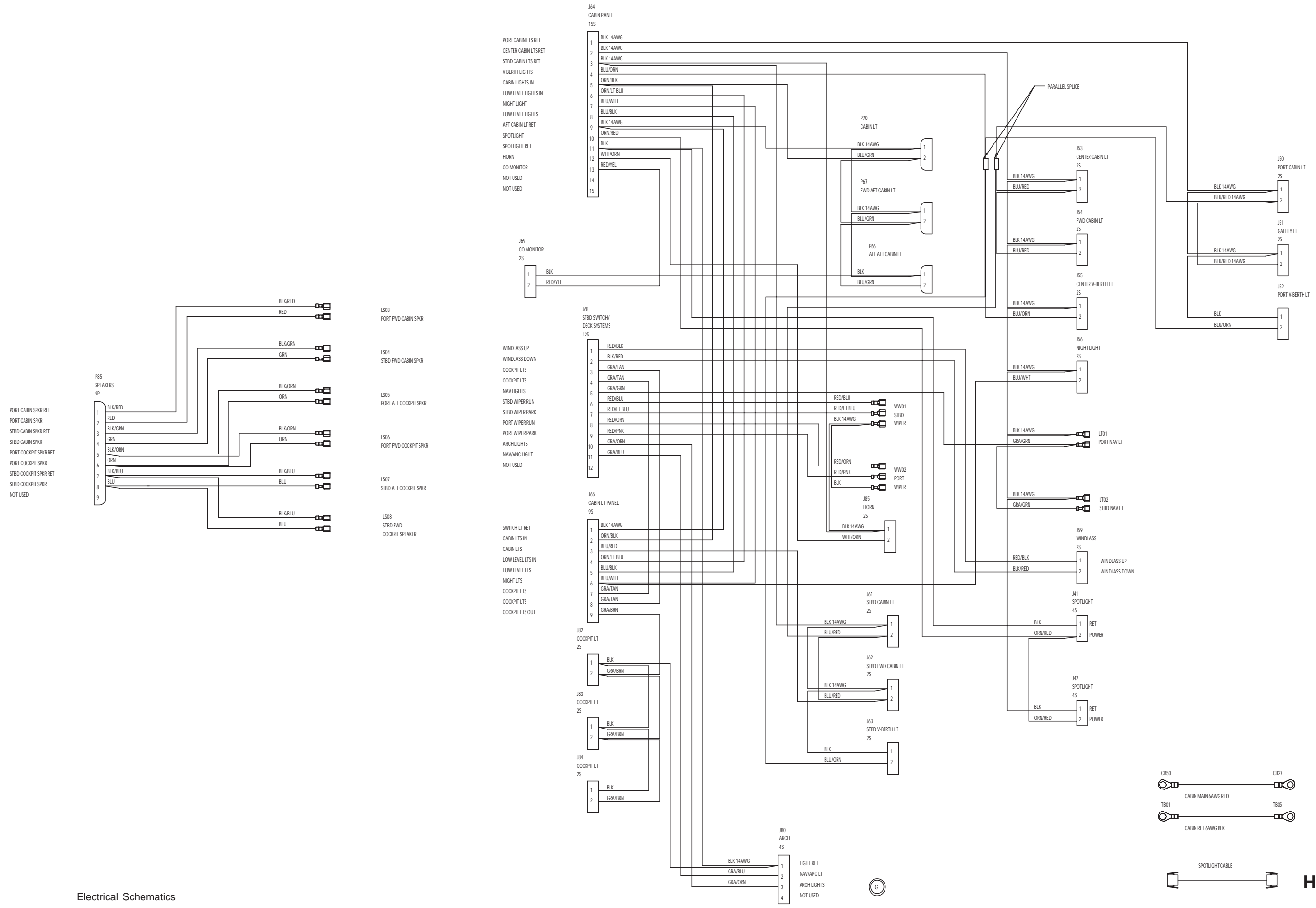


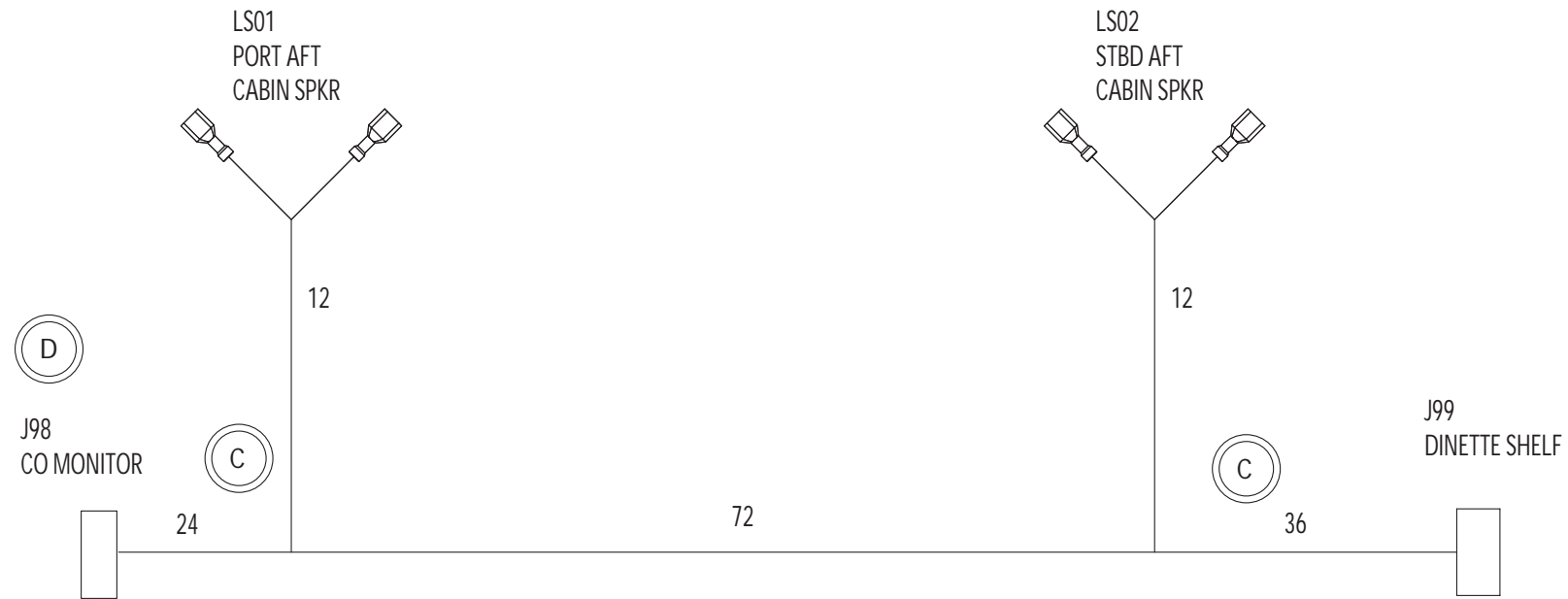
FOUR WINNS WIRE LIST

COLOR	GA	FIRST	PIN	TERM	NOTE	SECOND	PIN	TERM	NOTE	FUNCTION
BLK	14	J06	1	42		S06	7	02	SA	SWITCH LT RET
ORNV/PUR	16	J06	2	42		S06	2	02		ARCH LTS IN
ORNV/PUR	16	J06	3	42		S07	2	02		COCKPIT LTS IN
ORNV/GRA	16	J06	4	42		S08	2	02		INSTRUMENTS LTS IN
BLU	16	J06	5	42		S08	3	02		INSTRUMENT LTS
ORNV/GRA	16	J06	6	42		S09	5	02	SG	NAVICAN IN
ORNV/TAN	14	J06	7	42		CB03	LINE	02		WIPER IN
ORN	16	J06	8	42		S11	2	02		WINDLASS IN
ORN	16	J06	9	42		S12	2	02		ACCESSORY IN
ORN	16	J06	10	42		S13	2	02		ACCESSORY IN
RED/BLK	16	P68	1	41		S11	3	02		WINDLASS UP
BLK/RED	16	P68	2	41		S11	1	02		WINDLASS DOWN
GRA/TAN	16	P68	3	41		S07	1	02		COCKPIT LTS
GRA/TAN	16	P68	4	41		S07	3	02		COCKPIT LTS
GRA/GRN	16	P68	5	41		S09	3	02		NAVICAN
RED/BLU	16	P68	6	41		S10	4	02	SK	STBD WIPER RUN
RED/BLU	16	P68	7	41	SF	CB03	LOAD	02		WIPER PARK
RED/ORN	16	P68	8	41		S10	1	02	SI	PORT WIPER RUN
GRA/ORN	16	P68	10	41		S06	3	02		ARCH LTS
GRA/BLU	16	P68	11	41		S09	4	02	SH	ANCHOR LTS
BLK	14	S09	7	02	SA	S08	7	02	SB	SWITCH LT RET
BLK	14	S09	7	02	SC	S10	7	02	SD	SWITCH LT RET
BLK	14	S10	7	02	SE	S12	7	02	SE	SWITCH LT RET
BLK	14	S12	7	02	SE	S13	7	02	SE	SWITCH LT RET
BLU	16	S08	3	02		R01	1	08		INSTRUMENT LT DIMMER
BLU	16	S08	1	02		R01	2	08		INSTRUMENT LT DIMMER
ORNV/GRA	16	S09	5	02	SC	S09	2	02		NAVICAN JUMPER
GRA/BLU	16	S09	4	02	SH	S09	6	02		NAVICAN JUMPER
ORNV/TAN	14	CB03	LOAD	02	SI	S10	5	02	SI	WIPERS IN
ORNV/TAN	14	S10	5	02	SI	S10	2	02		WIPER JUMPER
RED/BLU	16	S10	4	02	SK	S10	6	02		STBD WIPER JUMPER
RED/BLU	16	P68	7	41	SF	P68	9	41		PORT WIPER PARK
BLK	14	J60	1	42		R25	-	02	SN	PANEL RET
RED/PUR	10	J60	2	43		CB01	LINE	07		PORT IGNITION IN
RED/PUR	10	J60	3	43		CB02	LINE	07		STBD IGNITION IN
PUR/RED	14	J60	4	42		S01	1	02		PORT IGNITION
PUR	14	J60	5	42		S02	1	02		STBD IGNITION
YEL/RED	16	J60	6	42		S01	5	02		PORT START
YEL/RED	16	J60	7	42		S02	5	02		STBD START
PUR/ORN	16	J60	8	42		P62	2	41	SM	IGNITION BOTH
YEL/BLK	16	J60	9	42		P62	1	41		FIREBOY
ORNV/RED	14	P61	1	41		R25	-	02		12V RECEPTACLE
ORNV/WHI	16	P61	2	41		S03	2	02		HORN IN
WHI/ORN	16	P61	3	41		S03	3	02		HORN
BRN/ORN	14	P61	4	41		S04	2	02		AFT BILGE IN
BRN/ORN	14	P61	5	41		S04	3	02		BLOWER A IN
ORNV/YEL	14	P61	6	41		S05	5	02		BLOWER B IN
ORNV/YEL	14	P61	7	41		S05	2	02		BLOWER A
YEL	14	P61	8	41		S05	6	02		BLOWER B
YEL	14	P61	9	41		S05	3	02		BLOWER A
YEL/BLK	16	P62	1	41	SL	S05	7	02		BLOWER SWITCH LT RET
PUR/ORN	16	P62	2	41	SM	CB03	3	02		IGNITION BOTH
BLK	16	R25	2	02	SN	S04	2	02		SWITCH LT RET
RED/PUR	10	CB01	LOAD	07		S01	8	07		PORT IGNITION IN
RED/PUR	10	CB02	LOAD	07		S02	8	07		STBD IGNITION IN
NON	16	S01	1	02		CB03	1	51		PORT IGNITION
NON	16	S02	1	02		CB03	2	51		STBD IGNITION



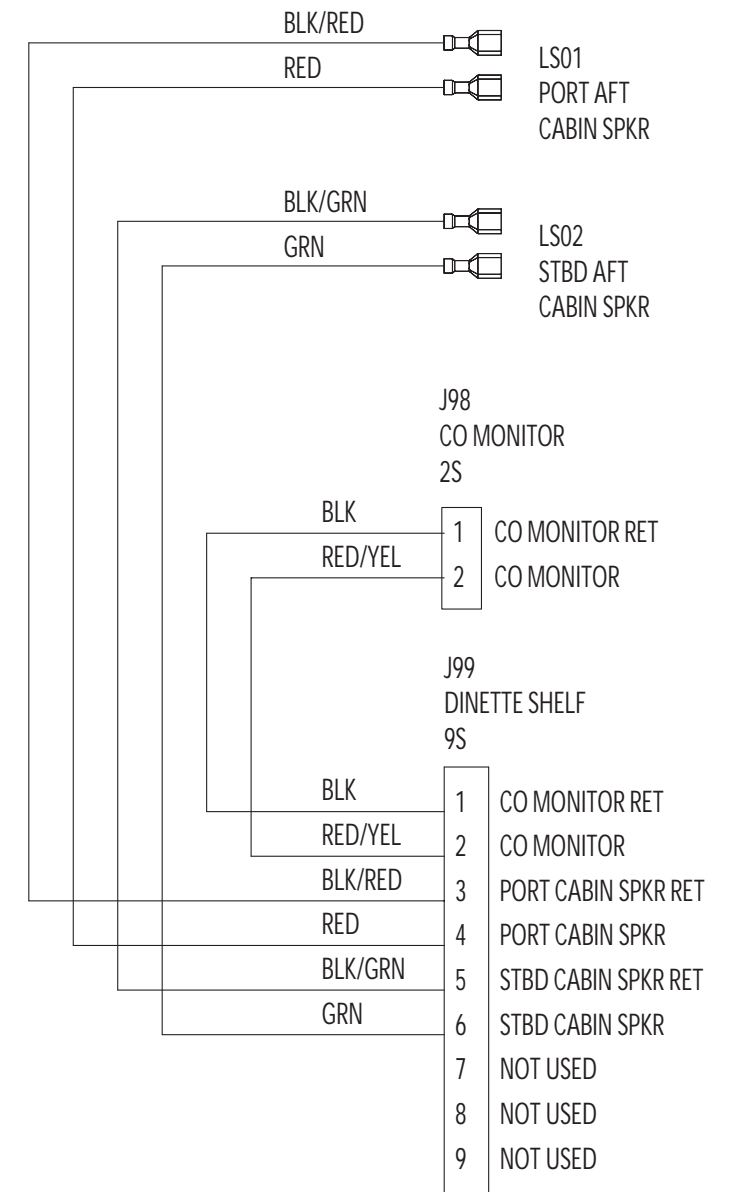
328 VISTA
IGNITION/SWITCH
PANEL ASSEMBLY



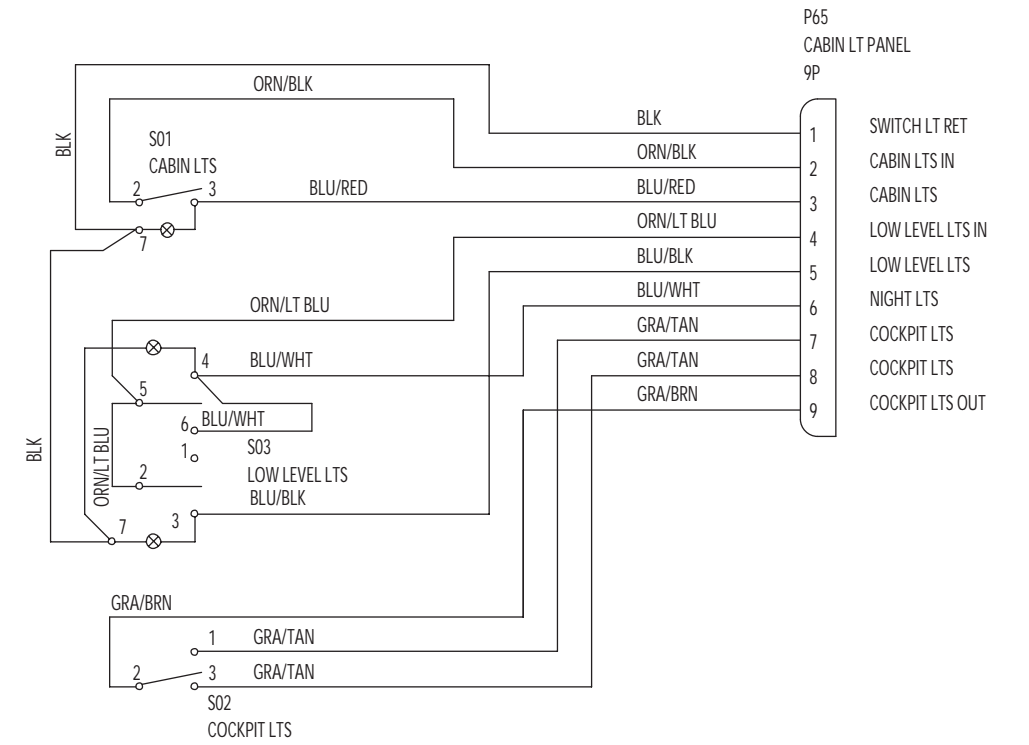
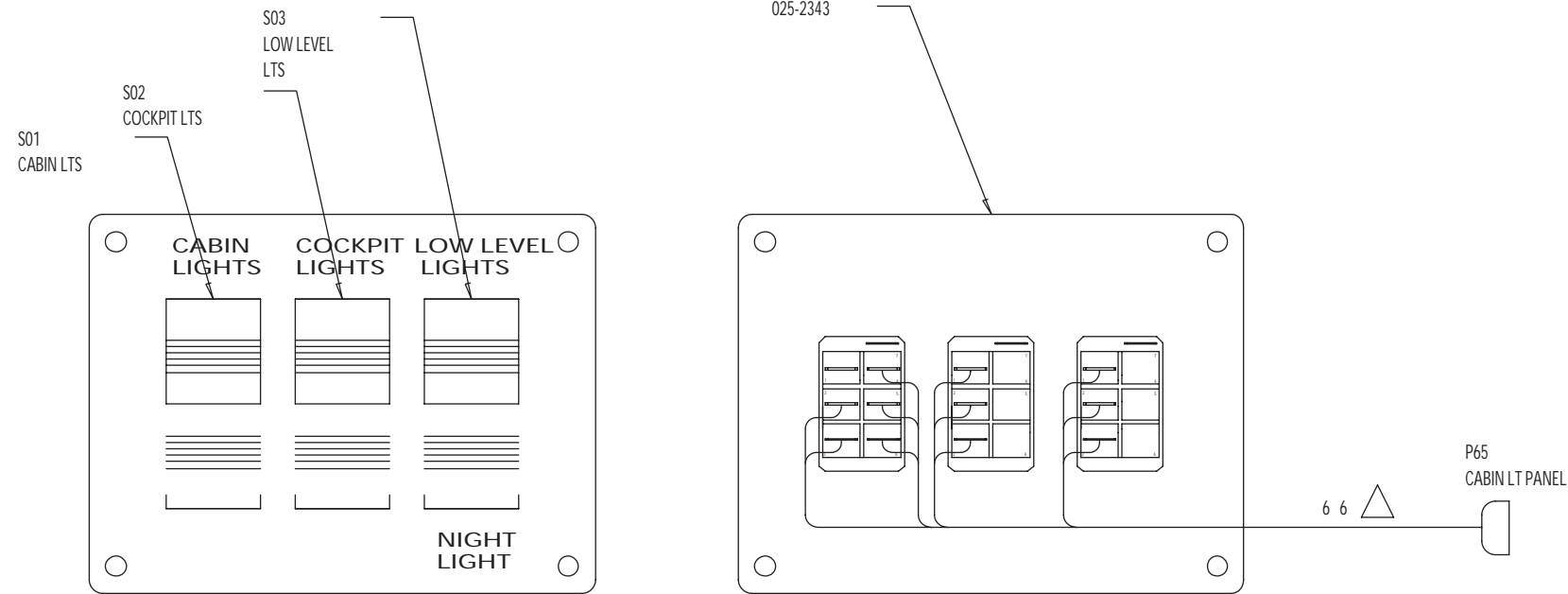


FOUR WINNS PARTS LIST

ITEM	PART NUMBER	QUANTITY	DESCRIPTION	FUNCTION	MANUFACTURER
	028-0390	2	PIN,UMNL,18-14	41	AMP
	028-0454	2	SOCKET,UMNL,18-14	42	AMP
	028-1288	4	TERM,FASTON,.205,18-14	63	AMP
LS01		REF	SPEAKER	SPEAKER	
LS02		REF	SPEAKER	SPEAKER	
J98	028-0441	1	RECEPT,UNNL,2 CKT	CO MONITOR	AMP

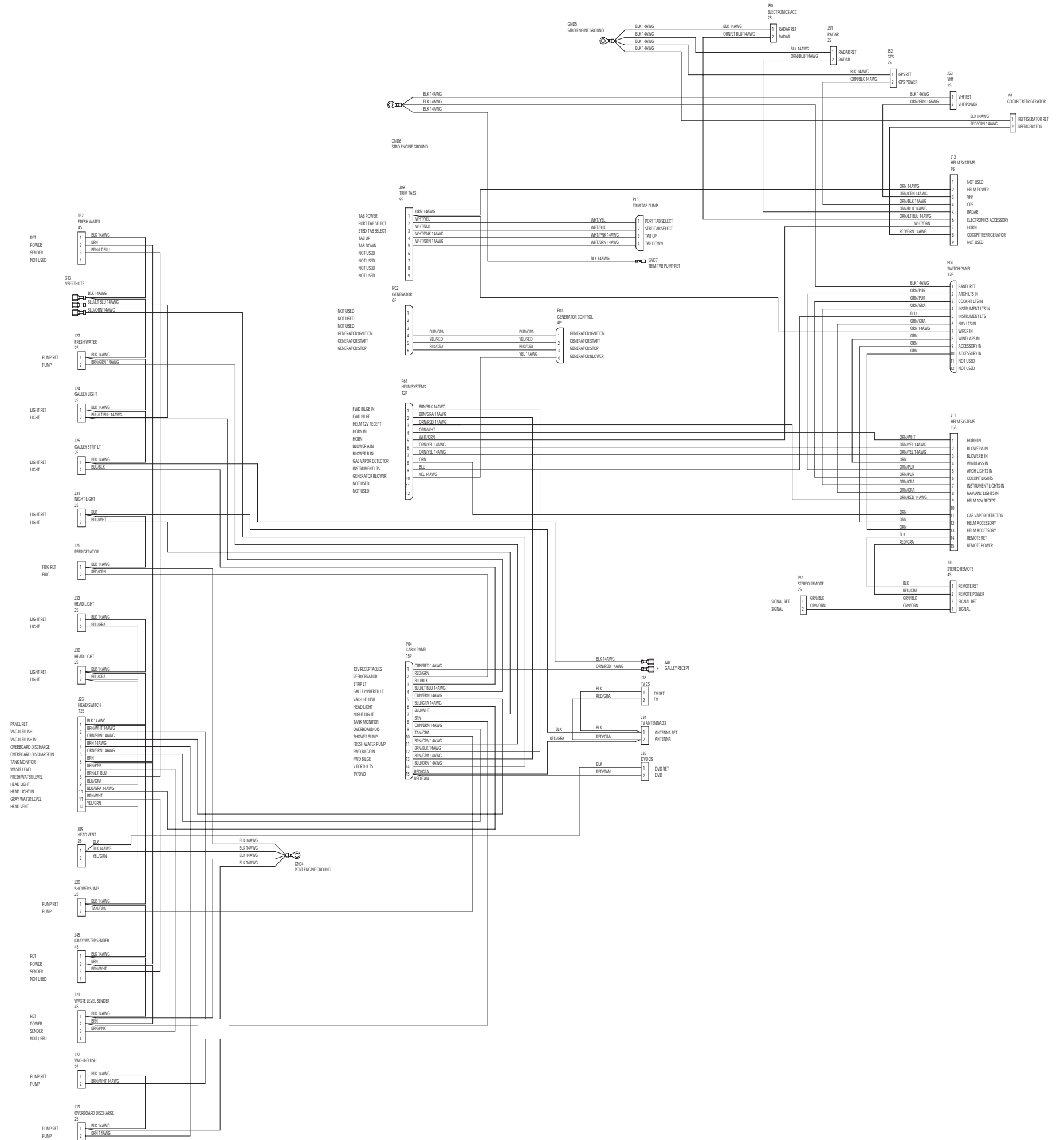


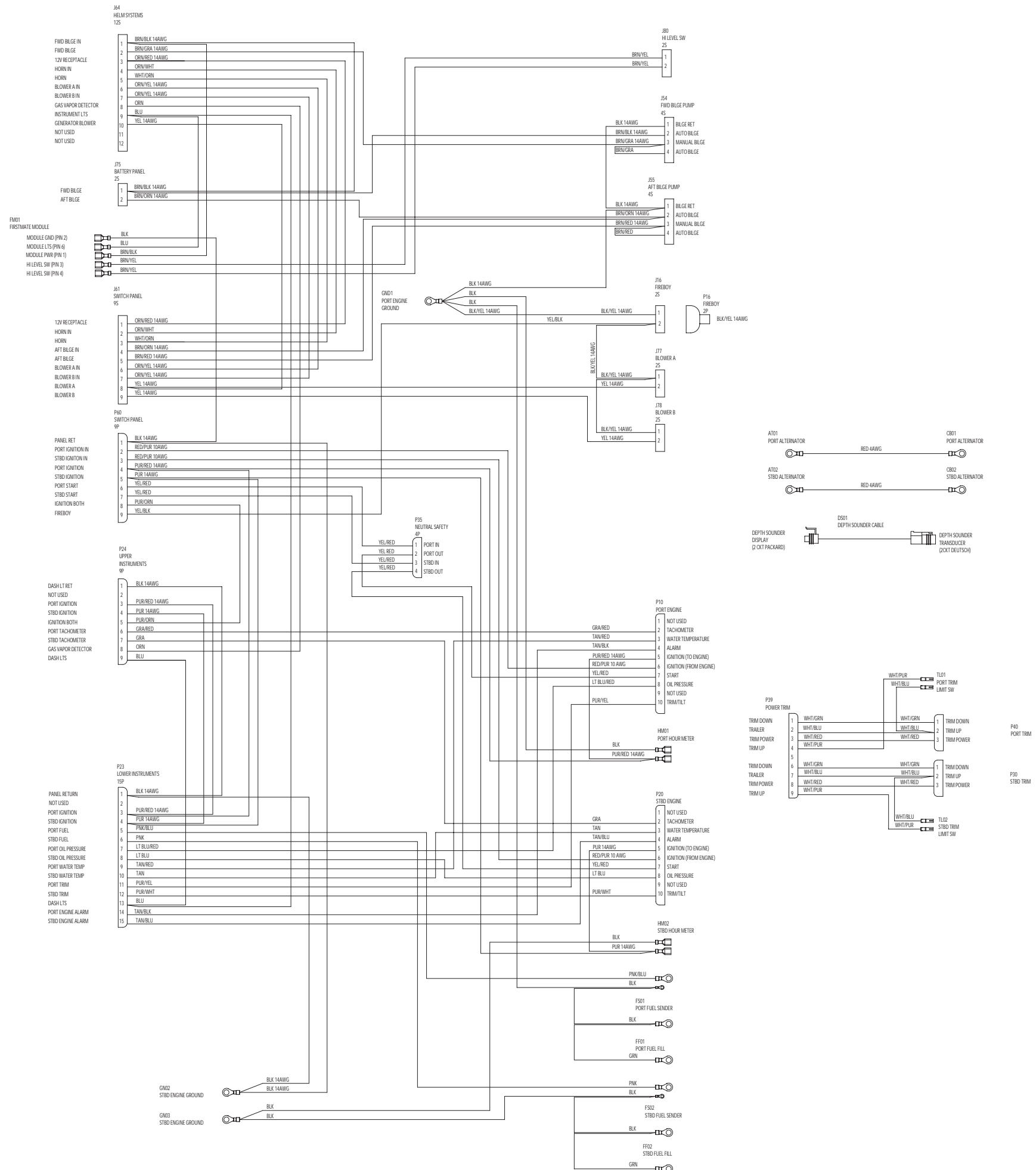
328 VISTA DINETTE CLOSET HARNESS ASSEMBLY



FOUR WINNS PARTS LIST

ITEM	PART NUMBER	QUANTITY	DESCRIPTION	FUNCTION	MANUFACTURER
	028-0177	12	RECEPT,FASTON,,250,18-14	02	AMP
	028-0390	9	PIN,UMNL,18-14	41	AMP
	025-2343	1	PANEL,BLANK,CABIN LTS	4	
P65	028-0449	1	PLUG,UMNL,9 CKT	CABIN PANEL	AMP
S01	028-0457	1	SWITCH,SPST,CONT III	CABIN LTS	CARL SW
S02	028-1135	1	SWITCH, ON-ON,CONT III	COCKPIT LTS	CARL SW
S03	028-0504	1	SWITCH,DPDT,CONT III	LOW LEVEL LTS	CARL SW



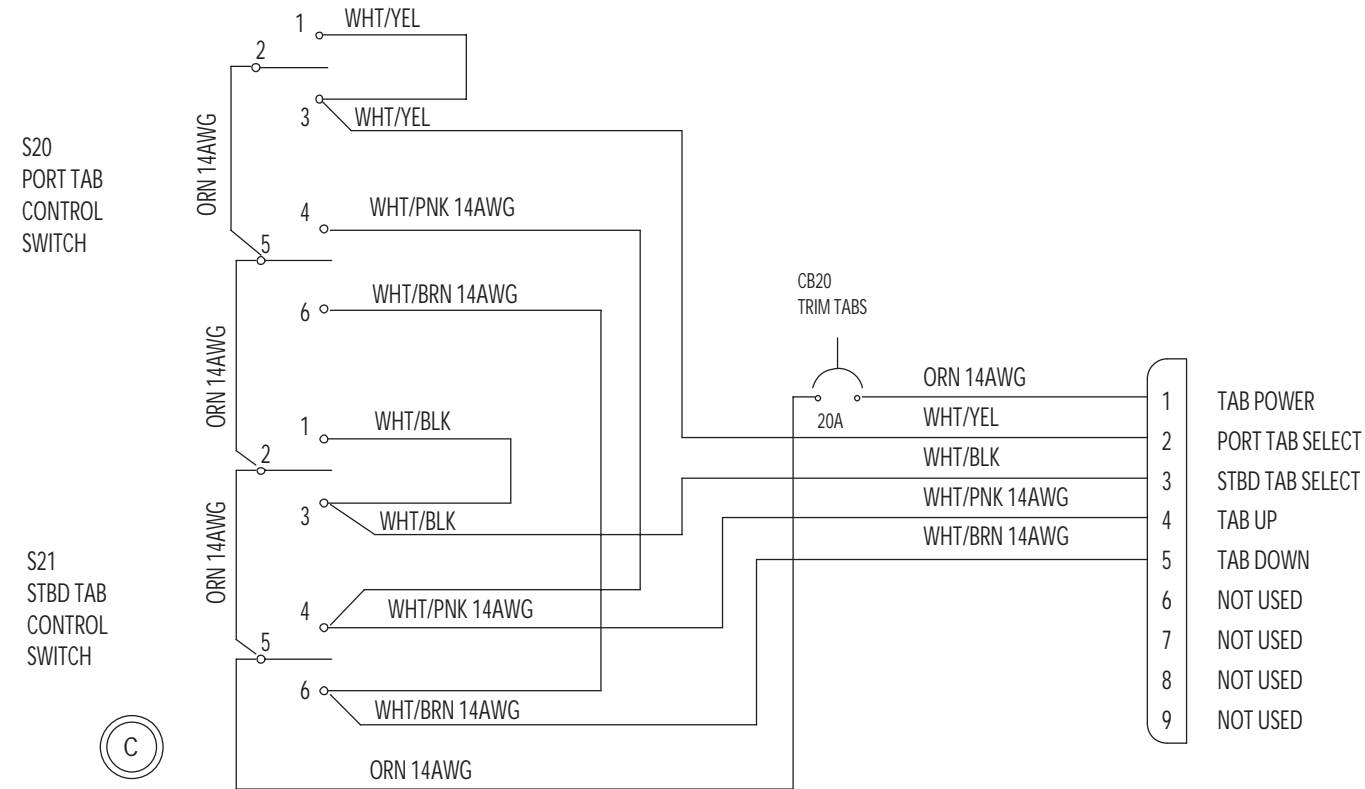


FOUR WINNS WIRE LIST

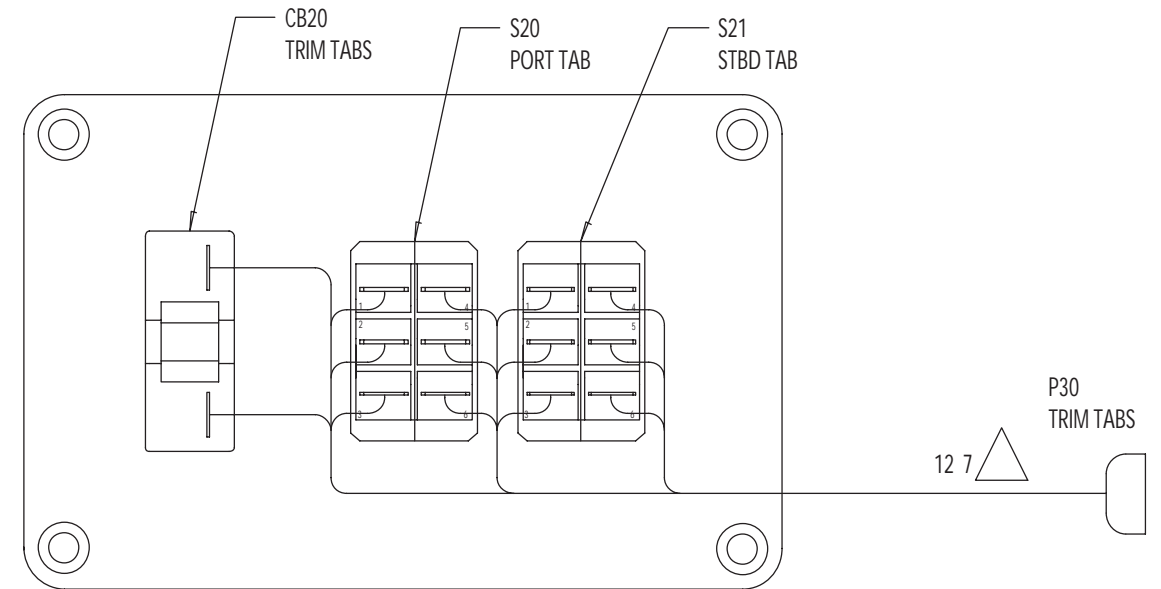
COLOR	GA	FIRST	PIN	TERM	NOTE	SECOND	PIN	TERM	NOTE	FUNCTION
ORN	14	P30	1	41		CB20	LINE	02		TAB POWER
ORN	14	CB20	LOAD	02		S21	5	02	SA	TAB POWER
WHT/YEL	16	P30	2	41		S20	3	02	SD	PORT TAB SELECT
WHT/BLK	16	P30	3	41		S21	3	02	SE	STBD TAB SELECT
WHT/PNK	14	P30	4	41		S21	4	02	SF	TAB UP
WHT/BRN	14	P30	5	41		S21	6	02	SG	TAB DOWN
ORN	14	S21	5	02	SA	S21	2	02	SB	TAB POWER
ORN	14	S21	2	02	SB	S20	5	02	SC	TAB POWER
ONR	14	S20	5	02	SC	S20	2	02		TAB POWER
WHT/BRN	14	S20	6	02		S21	6	02	SG	TAB DOWN
WHT/PNK	14	S20	4	02		S21	4	02	SF	TAB UP
WHT/YEL	16	S20	3	02	SD	S20	1	02		PORT TAB SELECT
WHT/BLK	16	S21	3	02	SE	S21	1	02		STBD TAB SELECT

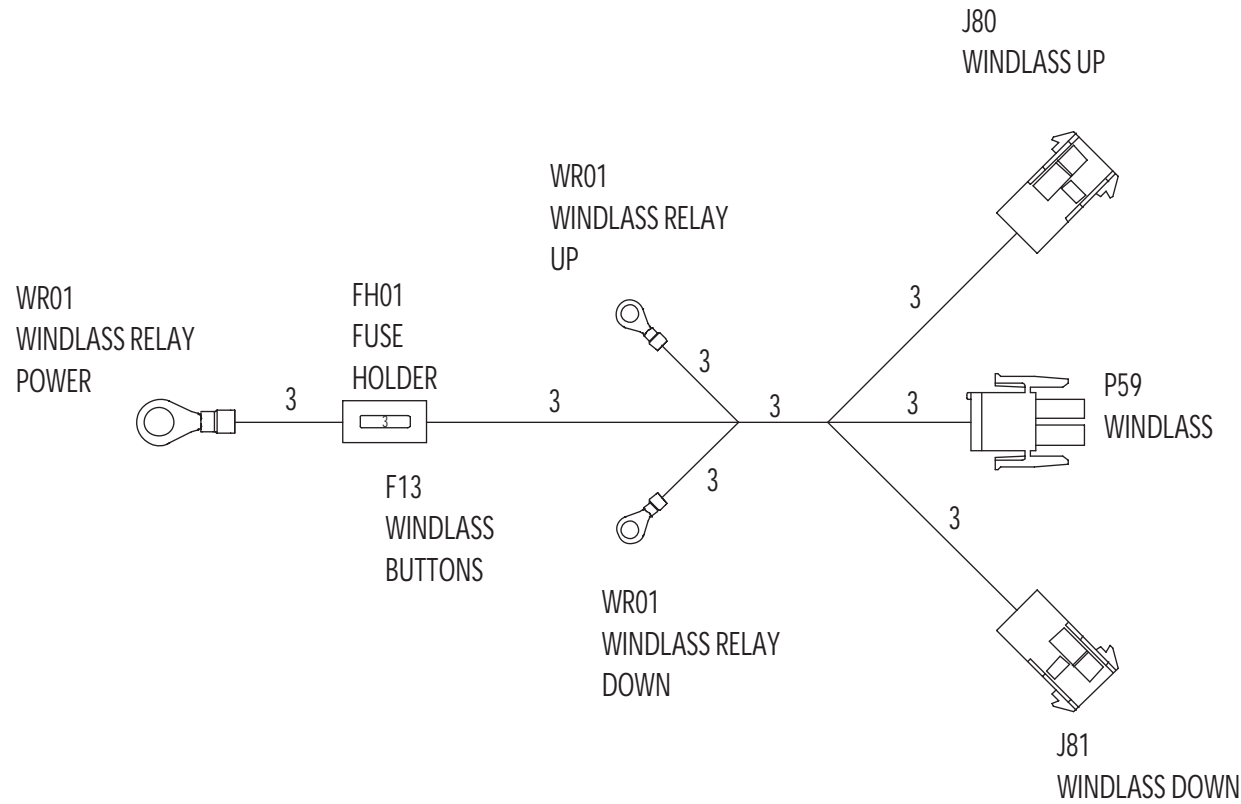
FOUR WINNS PARTS LIST

ITEM	PART NUMBER	QUANTITY	DESCRIPTION	FUNCTION	MANUFACTURER
	028-0177	14	TERM,FASTON,250,18-14	02	AMP
	028-0390	5	PIN,UMNL,18-14	42	AMP
	025-2234	1	PANEL,BLANK,TRIM TABS		
CB20	028-0468	1	BREAKER,20A	TRIM TAB BREAKER	MP
P30	028-0449	1	PLUG,UMNL,9 CKT	TRIM TABS	AMP
S20	028-0460	1	SWITCH,(ON) OFF (ON) CONT III	PORT TAB SELECT	CARL SW
S21	028-0460	1	SWITCH,(ON) OFF (ON) CONT III	STBD TAB SELECT	CARL SW

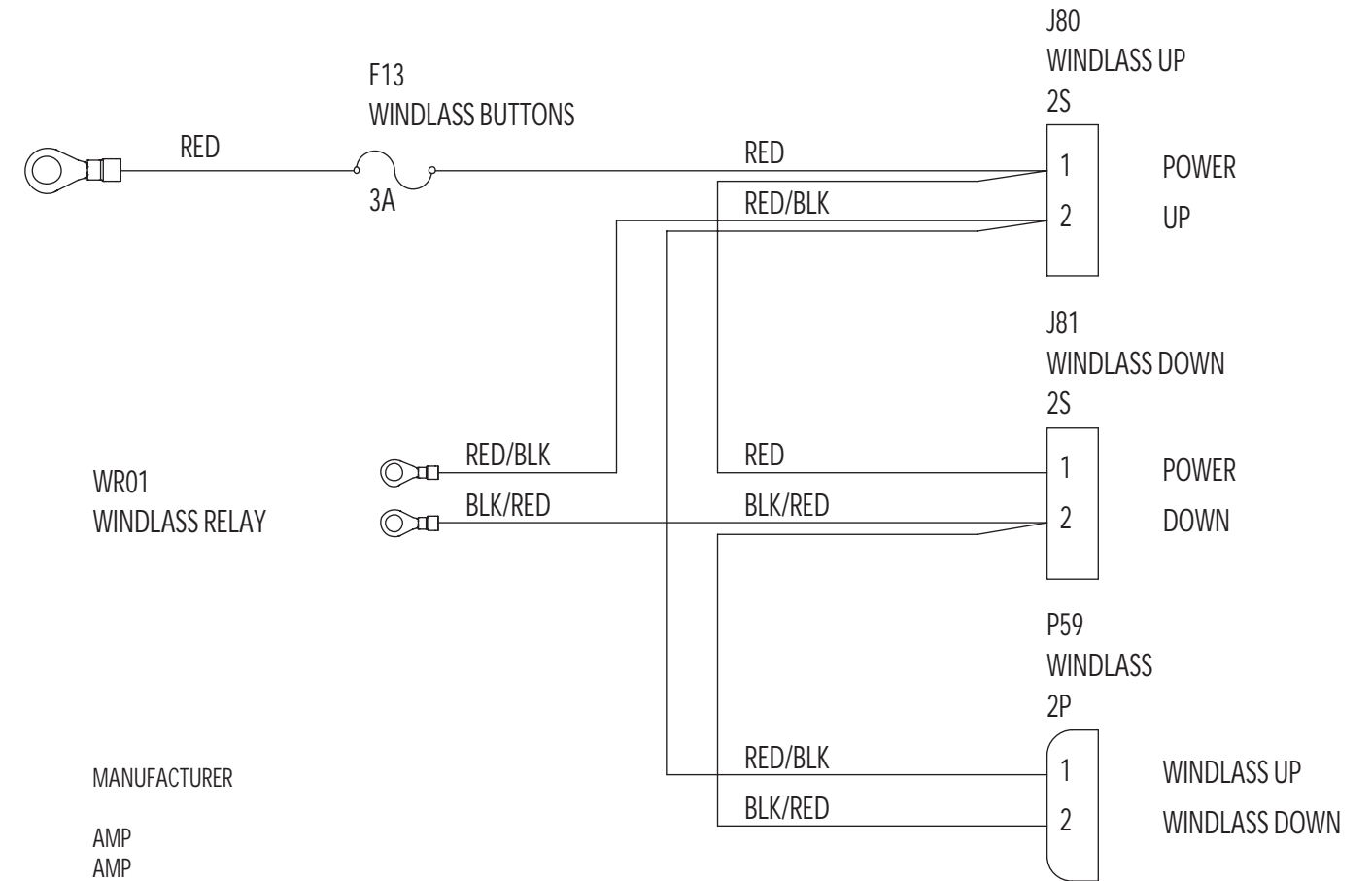


REAR PANEL VIEW





WR01
WINDLASS RELAY



FOUR WINNS PARTS LIST

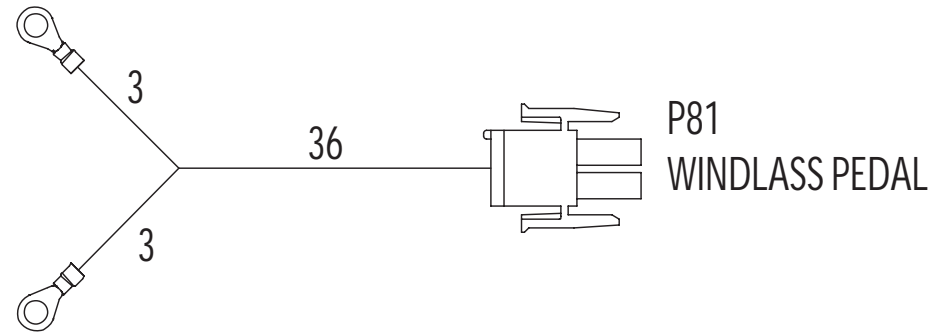
ITEM	PART NUMBER	QUANTITY	DESCRIPTION	FUNCTION	MANUFACTURER
	028-0189	2	TERM,RING,#8,16-14	08	AMP
	028-0193	1	TERM,RING,3/8,.250	11	AMP
	028-0390	2	PIN,UMNL,18-14	41	AMP
	028-0454	4	SOCKET,UMNL,18-14	42	AMP
	028-0506	1	FUSE,ATC,3A	WINDLASS BUTTON	BUSS
F13		1	FUSE HOLDER,INLINE	FUSE HOLDER	3M
FH01	028-0441	1	RECEPT,UMNL,2 CKT	WINDLASS UP	AMP
J80	028-0441	1	RECEPT,UMNL,2 CKT	WINDLASS DOWN	AMP
J81	028-0447	1	PLUG,UMNL,2 CKT	WINDLASS	AMP
P59	065-0842-02	REF	WINDLASS RELAY	WINDLASS RELAY	
WR01					

FOUR WINNS WIRE LIST

COLOR	GA	FIRST	PIN	TERM	NOTE	SECOND	PIN	TERM	NOTE	FUNCTION
RED	16	WR01	+	11		FH01	LINE	51		BUTTON POWER
RED	16	FH01	LOAD	51		J80	1	42	SA	BUTTON POWER
RED	16	J80	1	42	SA	J81	1	42		BUTTON POWER
RED/BLK	16	WR01	UP	08		J80	2	42	SB	WINDLASS UP
RED/BLK	16	J80	2	42	SB	P59	1	41		WINDLASS UP
BLK/RED	16	WR01	DOWN	08		J81	2	42	SC	WINDLASS DOWN
BLK/RED	16	J81	2	42	SC	P59	2	41		WINDLASS DOWN

298/328 VISTA WINDLASS RELAY (MAXWELL) HARNESS ASSEMBLY


FP01
FOOT PEDAL



P81
WINDLASS PEDAL
2P

FP01
FOOT PEDAL

FP01
FOOT PEDAL

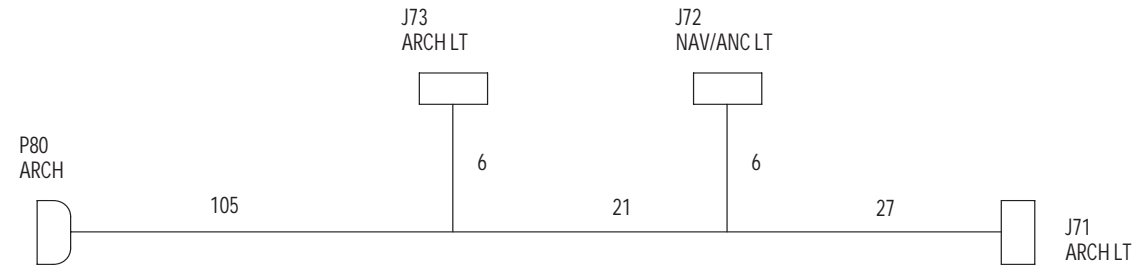
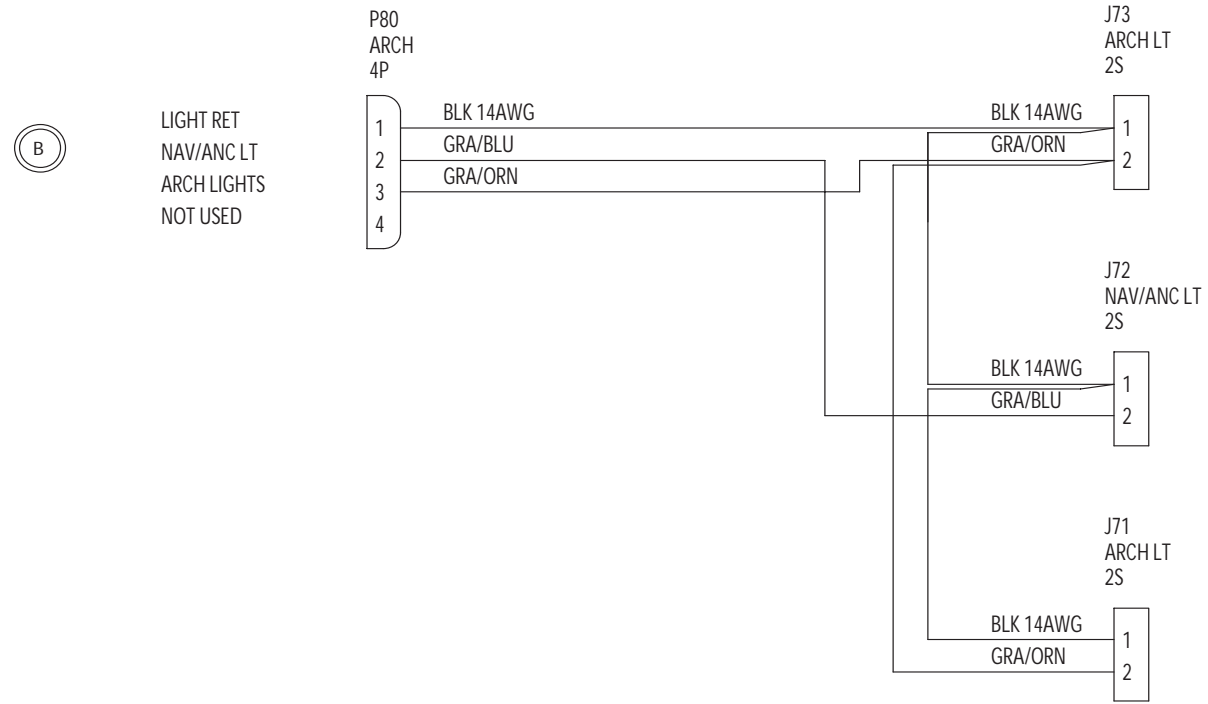


FOUR WINNS PARTS LIST

ITEM	PART NUMBER	QUANTITY	DESCRIPTION	FUNCTION	MANUFACTURER
	028-0193	2	TERM,RING,3/8,16-14	11	AMP
	028-0390	2	PIN,UMNL,18-14	41	AMP
FP01	REF		FOOT PEDAL,MAXWELL	FOOT PEDAL	
P81	028-0447	1	PLUG,UMNL,2 CKT	WINDLASS PEDAL	AMP

FOUR WINNS WIRE LIST

COLOR	GA	FIRST	PIN	TERM	NOTE	SECOND	PIN	TERM	NOTE	FUNCTION
BLK/RED	16	FP01	-	10	BA	P81	1	41		WINDLASS PEDAL RET
RED	16	FP01	+	10	BA	P81	2	41		WINDLASS PEDAL POWER



FOUR WINNS PARTS LIST

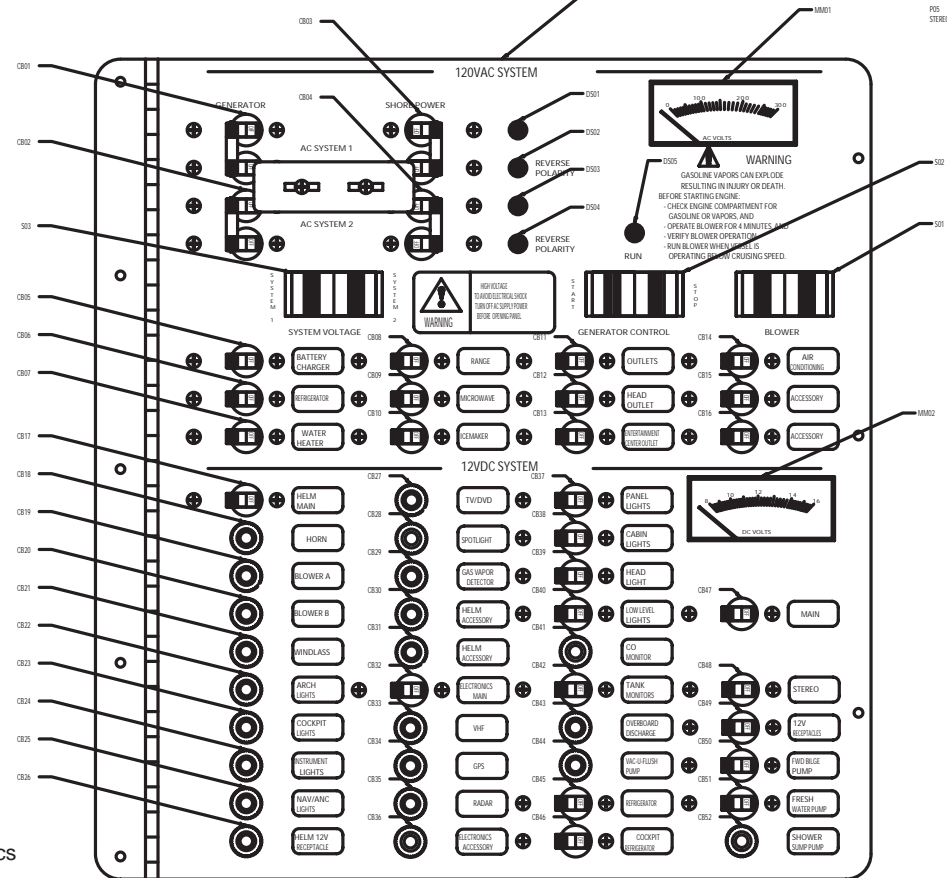
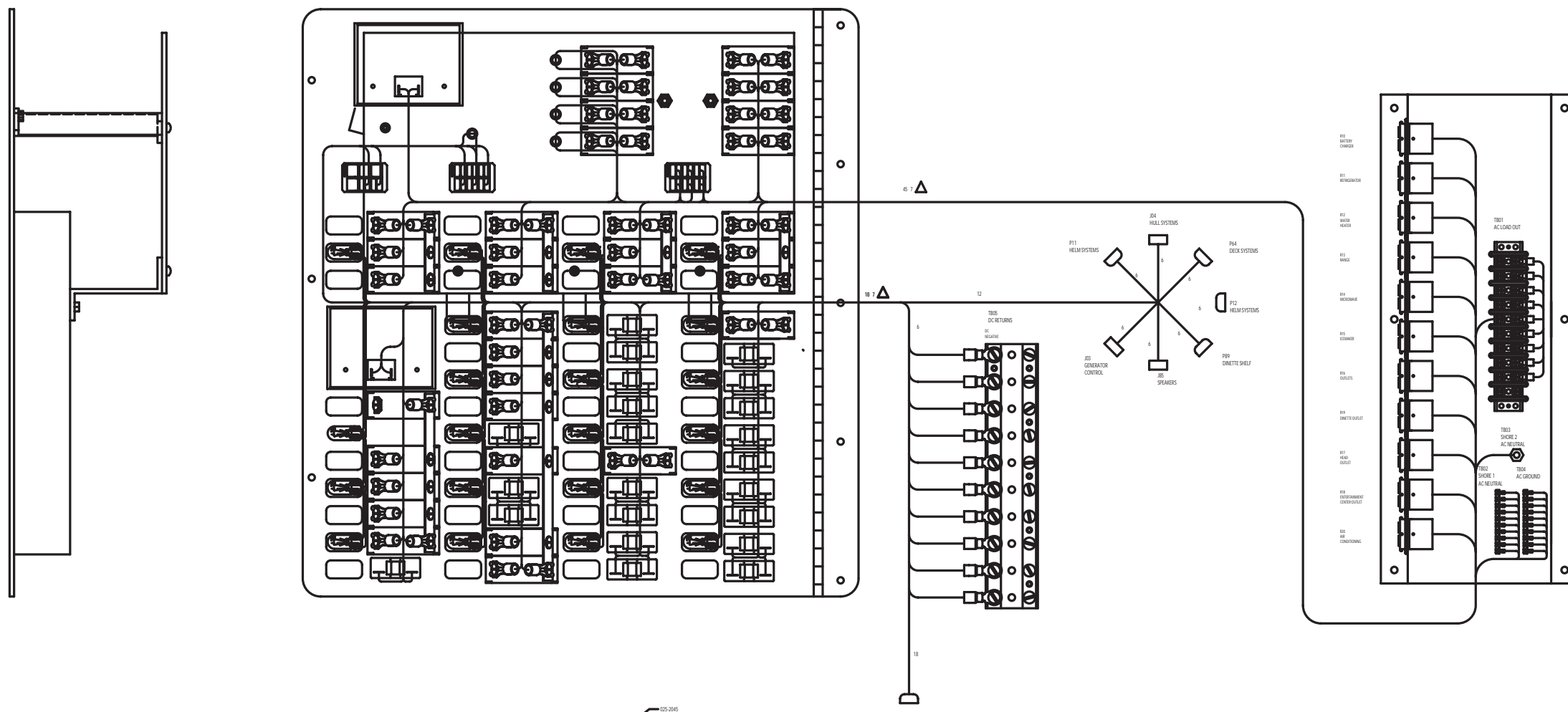
ITEM	PART NUMBER	QUANTITY	DESCRIPTION	FUNCTION	MANUFACTURER
	028-0390	3	PIN,UMNL,18-14	41	AMP
	028-0454	6	SOCKET,UMNL,18-14	42	AMP
J71	028-0441	1	RECEPT,UMNL,2 CKT	ARCH LT	AMP
J72	028-0441	1	RECEPT,UMNL,2 CKT	NAV/ANC LT	AMP
J73	028-0441	1	RECEPT,UMNL,2 CKT	ARCH LT	AMP
P80	028-0448	1	PLUG,UMNL,4 CKT	ARCH	AMP

FOUR WINNS WIRE LIST

COLOR	GA	FIRST	PIN	TERM	NOTE	SECOND	PIN	TERM	NOTE	FUNCTION
GRA/BLU	16	P80	2	41		J72	2	42		NAV LT
GRA/ORN	16	P80	3	41		J73	2	42	SA	ARCH LT
BLK	14	P80	1	41		J73	1	42	SB	LIGHT RET
GRA/ORN	16	J73	2	42	SA	J71	2	42		ARCH LT
BLK	14	J73	1	42	SB	J72	1	42	SC	NAV LT RET
BLK	14	J72	1	42	SC	J71	1	42		ARCH LT RET

FOUR WINNS PARTS LIST

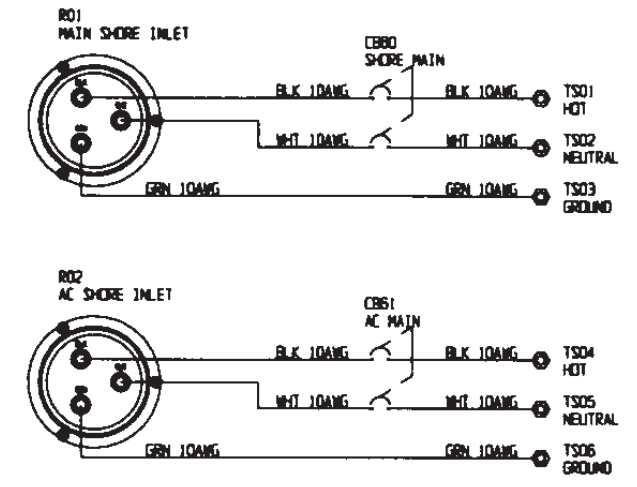
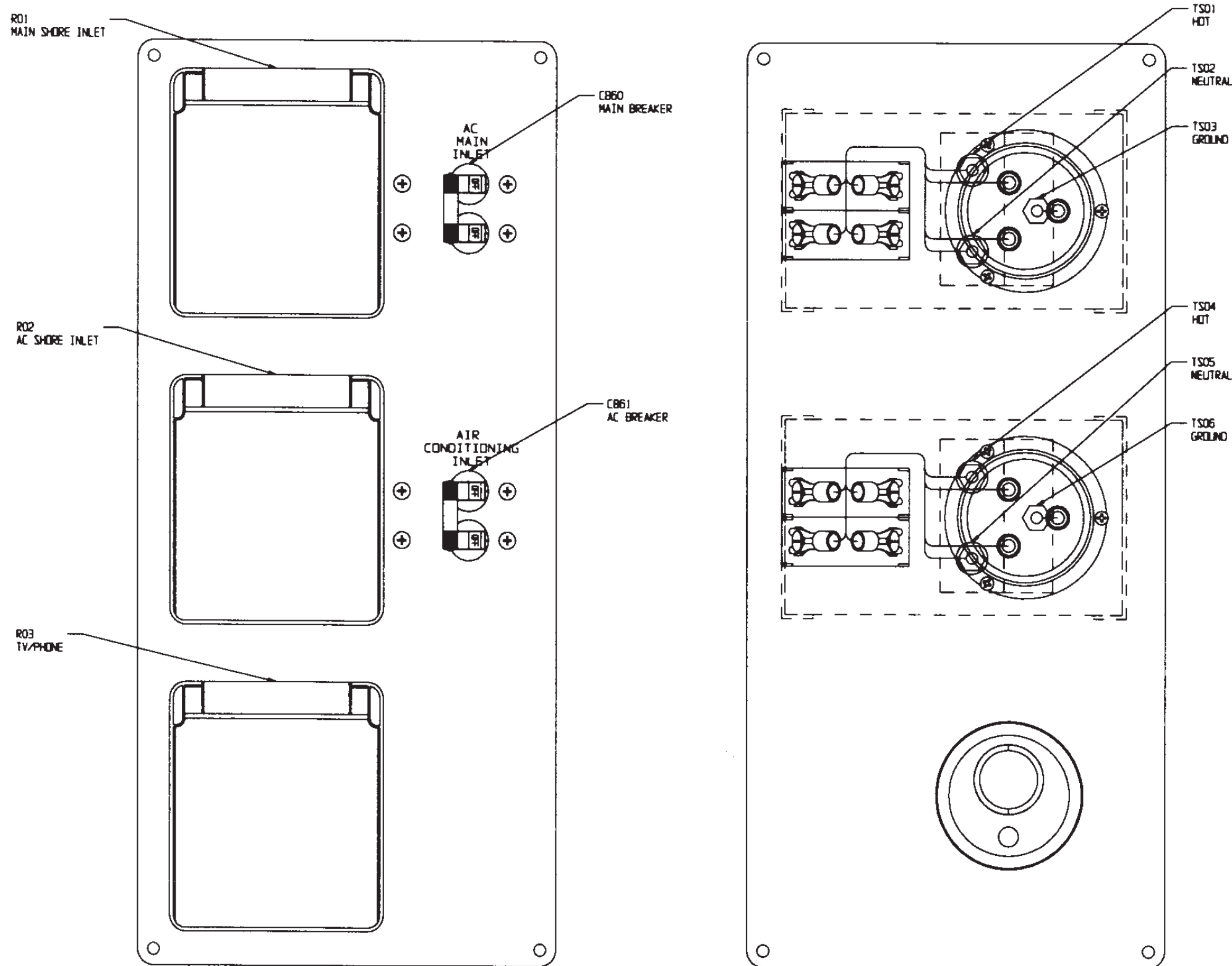
ITEM	PART NUMBER	QUANTITY	DESCRIPTION	FUNCTION	MANUFACTURER
	028-0177	33	TERM.FASTON_250.18-14	02	AMP
	028-0179	21	TERM.FASTON_250.12-10	07	AMP
	028-0189	28	TERM.RING#8.16-14	08	AMP
	028-0191	20	TERM.RING#10.16-14	09	AMP
	028-0195	83	TERM.RING#10.12-10	13	AMP
	028-0198	6	TERM.RING#10.8	17	AMP
	028-0498	33	TERM.ANDERSON.30A	23	ANDERSON
	028-0453	1	PN.LUMNL.12-10	40	AMP
	028-0390	14	PN.LUMNL.18-14	41	AMP
	028-0454	35	SOCKET.LUMNL.18-14	42	AMP
	028-0454	1	PANEL.BLANK.AC/DC.298/328V		
CB01	028-0484	1	CXT BKR 30A DP	GEN MAIN	CARL SW
CB02	028-0484	1	CXT BKR 30A DP	GEN MAIN	CARL SW
CB03	028-0484	1	CXT BKR 30A DP	SHORE 1	CARL SW
CB04	028-0484	1	CXT BKR 30A DP	SHORE 2	CARL SW
CB05	028-0416	1	CXT BKR 10A	BATTERY CHARGER	CARL SW
CB06	028-0415	1	CXT BKR 5A	REFRIGERATOR	CARL SW
CB07	028-0418	1	CXT BKR 20A	WATER HEATER	CARL SW
CB08	028-0418	1	CXT BKR 20A	RANGE	CARL SW
CB09	028-0418	1	CXT BKR 20A	MICROWAVE	CARL SW
CB10	028-0416	1	CXT BKR 10A	ICEMAKER	CARL SW
CB11	028-0418	1	CXT BKR 20A	OUTLETS	CARL SW
CB12	028-0418	1	CXT BKR 20A	HEAD OUTLET	CARL SW
CB13	028-0418	1	CXT BKR 10A	ENTER CENTER OUTLET	CARL SW
CB14	028-0418	1	CXT BKR 20A	AIR CONDITIONING	CARL SW
CB15	028-0417	1	CXT BKR 15A	AC ACCESSORY	CARL SW
CB16	028-0417	1	CXT BKR 15A	AC ACCESSORY	CARL SW
CB17	028-0403	1	CXT BKR 50A	HELM MAIN	CARL SW
CB18	028-0393	1	CXT BKR 5A	HORN	MP
CB19	028-0393	1	CXT BKR 5A	BLOWER A	MP
CB20	028-0393	1	CXT BKR 5A	BLOWER B	MP
CB21	028-0393	1	CXT BKR 5A	WINDLASS	MP
CB22	028-0393	1	CXT BKR 5A	ARCH LIGHTS	MP
CB23	028-0393	1	CXT BKR 5A	COCKPIT LIGHTS	MP
CB24	028-0393	1	CXT BKR 5A	INSTRUMENT LIGHTS	MP
CB25	028-0393	1	CXT BKR 5A	NAV/AVG LIGHTS	MP
CB26	028-0396	1	CXT BKR 5A	HELM 12V RECEPTACLE	MP
CB27	028-0415	1	CXT BKR 5A	TV/DVD	MP
CB28	028-0394	1	CXT BKR 10A	SPOTLIGHT	MP
CB29	028-0393	1	CXT BKR 3A	GAS VAPOR DETECTOR	MP
CB30	028-0396	1	CXT BKR 10A	HELM ACCESSORY	MP
CB31	028-0396	1	CXT BKR 10A	HELM ACCESSORY	MP
CB32	028-0397	1	CXT BKR 20A	ELECTRONICS MAIN	CARL SW
CB33	028-0393	1	CXT BKR 5A	VHF	MP
CB34	028-0393	1	CXT BKR 5A	GPS	MP
CB35	028-0393	1	CXT BKR 5A	RADAR	MP
CB36	028-0393	1	CXR BKR 5A	ELECTRONICS ACCESSORY	MP
CB37	028-0415	1	CXT BKR 5A	PANEL LIGHTS	CARL SW
CB38	028-0417	1	CXT BKR 15A	CABIN LIGHTS	CARL SW
CB39	028-0415	1	CXT BKR 5A	HEAD LIGHT	CARL SW
CB40	028-0415	1	CXT BKR 5A	LOW LEVEL LIGHTS	CARL SW
CB41	027-0392	1	CXT BKR 5A	CO MONITOR	MP
CB42	027-0415	1	CXT BKR 5A	TANK MONITORS	CARL SW
CB43	028-0396	1	CXT BKR 10A	OVERBOARD DISCHARGE	MP
CB44	028-0396	1	CXT BKR 10A	VAC-U-FLUSH	MP
CB45	028-0416	1	CXT BKR 10A	REFRIGERATOR	CARL SW
CB46	028-0417	1	CXT BKR 15A	COCKPIT REFRIGERATOR	CARL SW
CB47	028-0403	1	CXT BKR 50A	PANEL MAIN	CARL SW
CB48	028-0416	1	CXR BKR 10A	STEREO	CARL SW
CB49	028-0416	1	CXT BKR 10A	12V RECEPTACLE	CARL SW
CB50	028-0415	1	CXT BKR 5A	FWD BILGE PUMP	CARL SW
CB51	028-0416	1	CXT BKR 10A	FRESH WATER PUMP	CARL SW
CB52	028-0393	1	CXT BKR 5A	SHOWER SUMP	CARL SW
DS01	028-0531	1	INDICATOR-NEON	SHORE 1 OK	SOLICO
DS02	028-0530	1	INDICATOR-NEON	SHORE 1 REV	SOLICO
DS03	028-0531	1	INDICATOR-NEON	SHORE 2 OK	SOLICO
DS04	028-0530	1	INDICATOR-NEON	SHORE 2 REV	SOLICO
DS05	6411-NG	1	INDICATOR-NEON	GENERATOR	SOLICO
J03	028-0442	1	RECEPT.LUMNL.4 CXT	GENERATOR ON	AMP
J04	028-0446	1	RECEPT.LUMNL.15 CXT	CABIN PANEL	AMP
J85	028-0442	1	RECEPT.LUMNL.9 CXT	SPEAKERS	AMP
MM01	2W-AVV-300	1	METER.AC VOLTS 0-300	AC LINE VOLTAGE	MODUTEC
MM02	2W-DVV-15	1	METER.DC VOLTS 0-15	DC LINE VOLTAGE	MODUTEC
P05	028-0451	1	PLUG.LUMNL.12 CXT	RADIO	AMP
P11	028-0452	1	PLUG.LUMNL.15 CXT	HELM SYSTEMS	AMP
P12	028-0450	1	PLUG.LUMNL.9 CXT	HELM SYSTEMS	AMP
P64	028-0452	1	PLUG.LUMNL.15 CXT	DECK SYSTEMS	AMP
P89	028-0450	1	PLUG.LUMNL.9 CXT	DINETTE SHELF	AMP
R10	028-0500	1	HOUSING.ANDERSON.4WAY PNL MT	BATTERY CHARGER	ANDERSON
R11	028-0500	1	HOUSING.ANDERSON.4WAY PNL MT	REFRIGERATOR	ANDERSON
R12	028-0500	1	HOUSING.ANDERSON.4WAY PNL MT	WATER HEATER	ANDERSON
R13	028-0500	1	HOUSING.ANDERSON.4WAY PNL MT	RANGE	ANDERSON
R14	208-0500	1	HOUSING.ANDERSON.4WAY PNL MT	MICROWAVE	ANDERSON
R15	028-0500	1	HOUSING.ANDERSON.4WAY PNL MT	ICEMAKER	ANDERSON
R16	028-0500	1	HOUSING.ANDERSON.4WAY PNL MT	OUTLETS	ANDERSON
R17	028-0500	1	HOUSING.ANDERSON.4WAY PNL MT	HEAD OUTLET	ANDERSON
R18	028-0500	1	HOUSING.ANDERSON.4WAY PNL MT	ENTERTAINMENT OUTLET	ANDERSON
R19	028-0500	1	HOUSING.ANDERSON.4WAY PNL MT	DINETTE OUTLET	ANDERSON
R20	038-0500	1	HOUSING.ANDERSON.4WAY PNL MT	AIR CONDITIONING	ANDERSON
S01	028-0457	1	SWITCH.SPST.CONT III	BILGE BLOWER	CARL SW
S02	028-1179	1	SWITCH.SPST.CONT III	GENERATOR CONTROL	CARL SW
S03	028-1169	1	SWITCH.DPDT.CONT III	VOLTAGE SELECTOR	CARL SW
TB01	028-0440	1	TERM.BLOCK.10 POS	AC LINE IN	BUSS
TB02	028-0302	1	BUSS BAR.10 POS	SHORE 1 NEUTRAL	BUSS
TB03		1	GROUND STUD	SHORE 2 NEUTRAL	BUSS
TB04		1	BUSS BAR.12 POS	SHORE GROUND	BUSS
TB05	028-0302	1	BUSS BAR.10 POS	PANEL DC RET	BUSS
		3	COVER, 080 ABS BLACK	COVER AC SECTION	
		1	BRACKET,SUPPORT,SHORT	SUPPORT COVER	
		1	BRACKET,SUPPORT,LONG	SUPPORT COVER	



298/328 VISTA
AC/DC
PANEL ASSEMBLY
(1 OF 2)

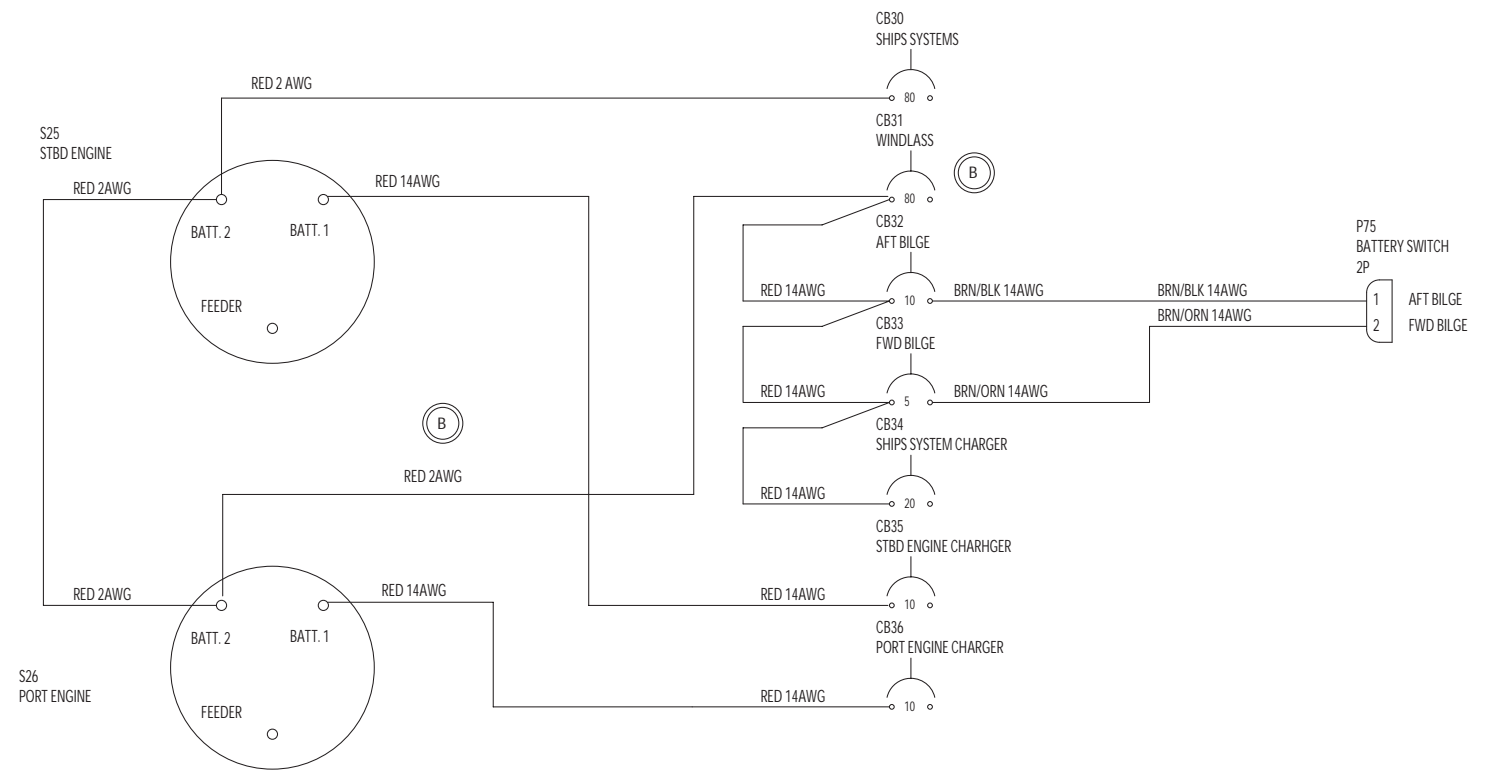
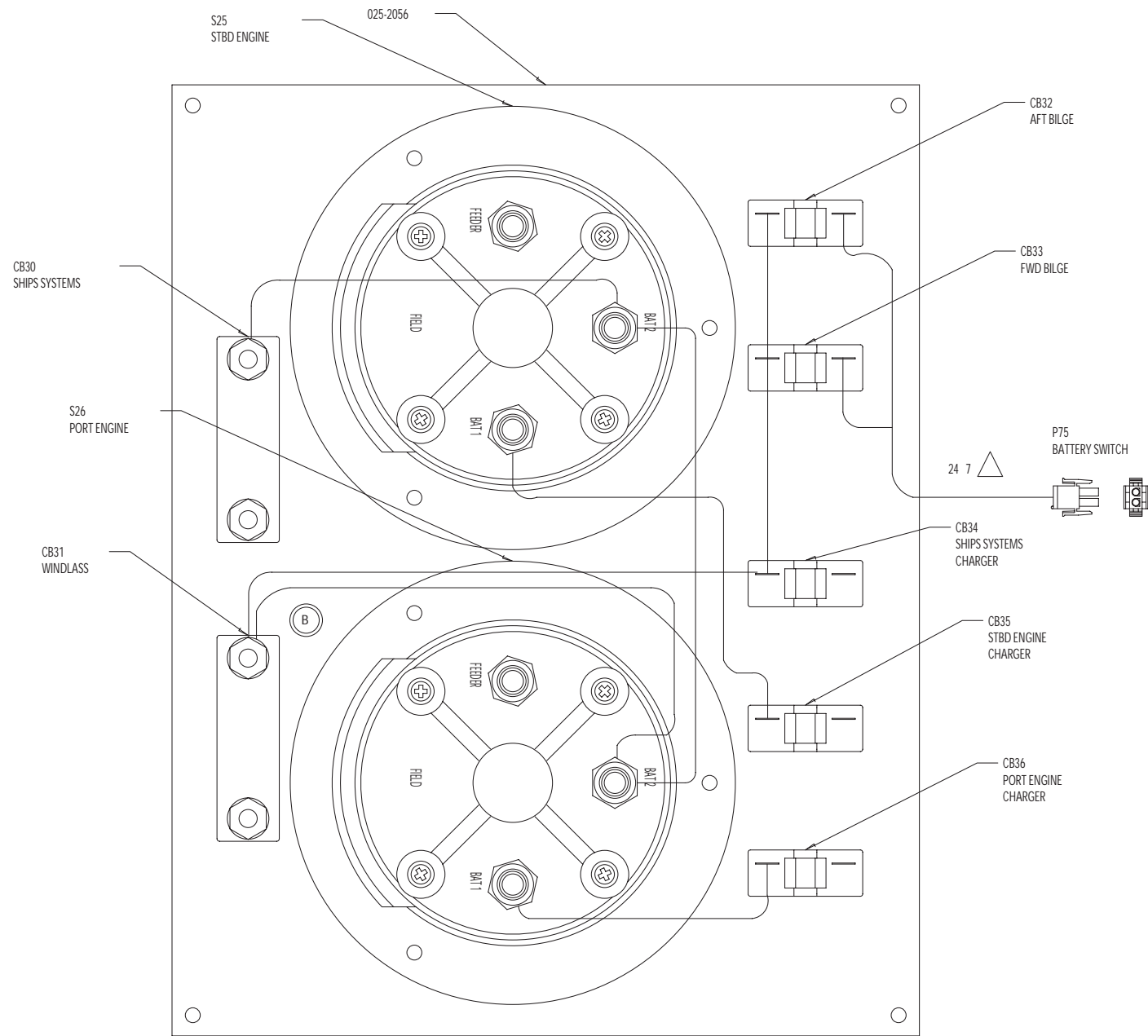
FOUR WINNS WIRE LIST

COLOR	GA	FIRST	PIN	TERM	NOTE	SECOND	PIN	TERM	NOTE	FUNCTION
BLK	10	T801	1	13		C803	LINE1	13		SHORE1 HOT
WHT	10	T801	2	13		C803	LINE2	13		SHORE1 NEUTRAL
GRN	10	T801	3	13		T804	1	13		SHORE1 GROUND
BLK	10	T801	4	13		C804	LINE1	13		SHORE2 HOT
WHT	10	T801	5	13		C804	LINE2	13		SHORE2 NEUTRAL
GRN	10	T801	6	13		T804	2	13		SHORE2 GROUND
BLK	10	T801	7	13		C801	LINE1	13		GENERATOR HOT
WHT	10	T801	8	13		C801	LINE2	13		GENERATOR NEUTRAL
GRN	10	T801	9	13		T804	3	13		GENERATOR GROUND
GRN	14	T804	4	13		GND1		09		PANEL GROUND
BLK	10	C803	LOAD1	13		C805	LINE	13		SYSTEM1 HOT
WHT	10	C803	LOAD2	13		T802	1	13		SYSTEM1 NEUTRAL
BLK	10	C803	LOAD1	13		C801	LOAD1	13		GENERATOR 1 JUMPER
WHT	10	C803	LOAD2	13		C801	LOAD2	13		GENERATOR 1 JUMPER
BLK	10	C802	LOAD1	13		C804	LOAD1	13		GENERATOR 2 JUMPER
WHT	10	C802	LOAD2	13		C804	LOAD2	13		GENERATOR 2 JUMPER
BLK	10	C804	LOAD1	13		C814	LINE	13		SYSTEM2 HOT
WHT	10	C804	LOAD2	13		T803	1	13		SYSTEM2 NEUTRAL
BLK	10	C801	LINE1	13		C802	LINE1	13		GENERATOR JUMPER
WHT	10	C801	LINE2	13		C802	LINE2	13		GENERATOR JUMPER
BLK	16	S03	2	02		MM01		08		METER RET
WHT	16	S03	5	02		T802	2	09		METER RET
BLK	16	S03	3	02		T803	2	09		METER RET
WHT	16	S03	4	02		C806	LINE	09		METER +
BLK	16	S03	6	02		C805	LINE	09		METER +
BLK	10	C807	LINE	23		C808	LINE	13		AC JUMPER
BLK	10	C810	LINE	23		C811	LINE	13		AC JUMPER
ORN	12	R10	1	23		C805	LOAD	13		BATTERY CHARGER
BLU	12	R11	1	23		C806	LOAD	13		REFRIGERATOR
RED	12	R12	1	23		C807	LOAD	13		RANGE
YEL	12	R13	1	23		C808	LOAD	13		WATER HEATER
YEL	12	R14	1	23		C809	LOAD	13		MICROWAVE
BLU/RED	12	R16	1	23		R15	LOAD	13		SCHEMWER
BLU/RED	12	R17	1	23		C811	LOAD	13		OUTLETS
BLU/RED	12	R18	1	23		C812	LOAD	13		HEAD OUTLET
BLU/RED	12	R19	1	23		C813	LOAD	13		ENTERTAINMENT OUTLET
GRN	12	R20	1	23		C814	LOAD	13		DINETTE OUTLET
BLK	16	S01	2	02	SD	S02		51	SC	AIR CONDITIONING
PUR/GRA	16	J03	1	42		S02		51		GENERATOR RET
YEL/RED	16	J03	2	42		S02		02		GENERATOR START
BLU/GRA	16	J03	3	42		S02		02		GENERATOR STOP
YEL	14	J03	4	42		S01		02		BLOWER
BLK	16	S01	7	02	SD	D505		51	SC	GENERATOR RUN LT RET
GRN	12	T804	1	13		T805	1	09		GENERATOR RUN LT RET
GRN	12	T804	2	13		R10	3	23		BLOWER RUN LT RET
GRN	12	T804	3	13		R11	3	23		BATTERY CHARGER GROUND
GRN	12	T804	4	13		R12	3	23		WATER HEATER GROUND
GRN	12	T804	5	13		R13	3	23		REFRIGERATOR GROUND
GRN	12	T804	6	13		R14	3	23		RANGE GROUND
GRN	12	T804	7	13		R15	3	23		MICROWAVE GROUND
GRN	12	T804	8	13		R16	3	23		WATER HEATER GROUND
GRN	12	T804	9	13		R17	3	23		SCHEMWER GROUND
GRN	12	T804	10	13		R18	3	23		OUTLET GROUND
GRN	12	T804	11	13		R19	3	23		HEAD OUTLET GROUND
GRN	12	T804	12	13		R20	3	23		ENTERTAINMENT OUTLET GROUND
WHT	12	T802	1	13		R10	2	23		DINETTE OUTLET GROUND
WHT	12	T802	2	13		R11	2	23		ENTERTAINMENT OUTLET GROUND
WHT	12	T802	3	13		R12	2	23		ENTERTAINMENT OUTLET GROUND
WHT	12	T802	4	13		R13	2	23		ENTERTAINMENT OUTLET GROUND
WHT	12	T802	5	13		R14	2	23		ENTERTAINMENT OUTLET GROUND
WHT	12	T802	6	13		R15	2	23		ENTERTAINMENT OUTLET GROUND
WHT	12	T802	7	13		R16	2	23		ENTERTAINMENT OUTLET GROUND
WHT	12	T802	8	13		R17	2	23		ENTERTAINMENT OUTLET GROUND
WHT	12	T802	9	13		R18	2	23		ENTERTAINMENT OUTLET GROUND
WHT	12	T802	10	13		R19	2	23		ENTERTAINMENT OUTLET GROUND
WHT	12	T802	11	13		R20	2	23		ENTERTAINMENT OUTLET GROUND
BLK	16	D501	1	51		C803	LINE1	09		SHORE1 HOT
BLK	16	D501	2	51		C803	LINE2	09		SHORE1 OK
BLK	16	D502	1	51		GND1		09		SHORE1 REVERSE POLARITY
BLK	16	D502	2	51		GND1		09		SHORE1 REVERSE POLARITY
BLK	16	D503	1	51		C804	LINE1	09		SHORE2 HOT
BLK	16	D503	2	51		LINE2		09		SHORE2 OK
BLK	16	D504	1	51		C804	LINE2	09		SHORE2 REVERSE POLARITY
BLK	16	D504	2	51		GND1		09		SHORE2 REVERSE POLARITY
RED	8	C832	LINE	17		C832	LINE	17		DC MAIN
RED/PUR	10	C817	LOAD	13		P12		40		HELM POWER
RED/PUR	10	C817	LOAD	13		C818	LINE	07		HELM POWER
RED/PUR	10	C818	LINE	07		C819	LINE	07		HELM POWER
RED/PUR	10	C819	LINE	07		C820	LINE	07		HELM POWER
RED/PUR	10	C820	LINE	07		C821	LINE	07		HELM POWER
RED/PUR	10	C821	LINE	07		C822	LINE	07		HELM POWER
RED/PUR	10	C822	LINE	07		C823	LINE	07		HELM POWER
RED/PUR	10	C823	LINE	07		C824	LINE	07		HELM POWER
RED/PUR	10	C824	LINE	07		C825	LINE	07		HELM POWER
RED/PUR	10	C825	LINE	07		C826	LINE	07		HELM POWER
RED/PUR	10	C826	LINE	07		C827	LINE	07		HELM POWER
RED/PUR	10	C827	LINE	07		C828	LINE	07		HELM POWER
RED/PUR	10	C828	LINE	07		C829	LINE	07		HELM POWER
RED/PUR	10	C829	LINE	07		C830	LINE	07		HELM POWER
RED/PUR	10	C830	LINE	07		C831	LINE	07		HELM POWER
RED	12	C831	LOAD	13		C833	LINE	07		HF
RED	12	C834	LINE	07		C834	LINE	07		GPS
RED	12	C834	LINE	07		C835	LINE	07		RADAR
RED	10	C847	LOAD	13		MM02		08		METER +
RED	10	C847	LOAD	13		C837	LINE	13		CABIN POWER
RED	10	C838	LINE	13		C838	LINE	13		CABIN POWER
RED	10	C839	LINE	13		C840	LINE	13		CABIN POWER
RED	10	C840	LINE	13		C841	LINE	13		CABIN POWER
RED	10	C841	LINE	13		C842	LINE	13		CABIN POWER
RED	10	C842	LINE	13		C843	LINE	13		CABIN POWER
RED	10	C843	LINE	13		C844	LINE	13		CABIN POWER
RED	10	C844	LINE	13		C845	LINE	13		CABIN POWER
RED	10	C845	LINE	13		C846	LINE	13		CABIN POWER
RED	10	C846	LINE	13		C847	LINE	13		CABIN POWER
RED	10	C847	LINE	13		C848	LINE	13		CABIN POWER
RED	10	C848	LINE	13		C849	LINE	13		CABIN POWER
RED	10	C849	LINE	13		C851	LINE	13		CABIN POWER
RED	10	C851	LINE	13		C852	LINE	13		CABIN POWER
ORN/WHT	14	C819	LOAD	02	SE	P11		41		HORN
ORN/YEL	14	C819	LOAD	02		S01		41		BLOWER A
ORN	16	C820	LOAD	02		P11		41		BLOWER B
ORN/PUR	16	C821	LOAD	02		P11		41		WINDLASS
ORN/PUR	16	C822	LOAD	02		P11		41		ARCH LIGHTS
ORN/PUR	16	C823	LOAD	02		P11		41		COCKPIT LTS
ORN/GRA	16	C824	LOAD	02		P11		41		INSTRUMENT LTS
ORN/GRA	16	C825	LOAD	02		P11		41		NAVIGATION LTS
ORN/RED	14	C826	LOAD	02		P11		41		HELM 12V RECEPT
RED/GRA	14	C827	LOAD	02		J04		10		TV
ORN/RED	16	C828	LOAD	02		P44		10		SPOTLIGHT
ORN	16	C829	LOAD	02		P11		11		GAS VAPOR DETECTOR
ORN/WHT	16	C830	LOAD	02		P11		12		HELM ACCESSORY
ORN/WHT	16	C831	LOAD	02		P11		13		HELM ACCESSORY
ORN/GRN	14	C833	LOAD	02		P12		3		HF
ORN/BLK	14	C834	LOAD	02		P12		4		GPS
ORN/BLU	14	C835	LOAD	02		P12		5		RADAR
ORN/BLU	14	C836	LOAD	02		P12		6		ELECTRONICS ACCESSORY
BLU	16	C837	LOAD	09		P44		5	SC	PANEL LT
BLU/LT/BLU	14	C838	LOAD	09		P44		5		CABIN LT
BLU/GRA	16	C839	LOAD	09		J04		6		HEAD LT
ORN/LT/BLU	14	C840	LOAD	09		P44		6		LOW LEVEL LT
RED/YEL	16	C841	LOAD	02		P89		2	S	CO MONITOR
BRN	16	C842	LOAD	09		J04		8		TANK MONITOR
ORN/BRN	14	C843	LOAD	02		J04		9		OVERBOARD DISCHARGE
ORN/BRN	14	C844	LOAD	02		J04		5		VACU FLUSH
RED/GRA	16	C845	LOAD	09		J04		2		REFRIGERATOR
RED/GRA	16	C846	LOAD	09	SF	P11		15		STOVE/WATER
ORN/GRA	16	C848	LOAD	09		P05		2	SH	STEREO
ORN/RED	14	C849	LOAD	09		J04		11		12V RECEPT
BRN/GRA	14	C851	LOAD	09		J04		11		FRESH WATER PUMP
TAN/GRA	16	C852	LOAD	02		J04		10		SHOWER SLUMP
BLK	16	P11		14		T805		3		REMOTE RET
BLK	16	P12		7		P12		40		HELM RET
WHT/ORN	16	P12		7		P44		12		HORN
BLK	16	MM02		08		T805		08		METER
BLU/BLK	16	J04		3		P44		8		STOP LT
BLU/LT/BLU	14	J04		4		P44		5	SC	GALLEY/WBERHT LT
BRN/WHT	14	J04		7		P44		7		NOBLE LT
BRN/BLK	14	J04		12		C850	LINE	09		FWD BLCE IN
BLU/GRA	14	J04		13		C850	LINE	09		FWD BLCE
BLU/ORN	14	J04		14		P44		4		VEHICLE LT
BLK	14	P44		1		T805		3		PORT CABIN LT RET
BLK	14	P44		2		T805		4		CENTER CABIN LT RET
BLK	14	P44		3		T805		5		STBD CABIN LT RET
BLK	16	P89		1		T805		7		CO MONITOR RET
BLU/RED	16	P89		3		P05		5		PORT CABIN SPKR RET
RED	16	P89		4		P89		2		PORT CABIN SPKR
BLU/GRA	16	P89		5		P05		9		STBD CABIN SPKR RET
GRN	16	P89		6		P89		4		STBD CABIN SPKR
BLK	16	P05								

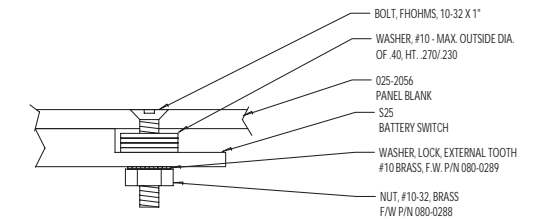


FOUR WINNS PARTS LIST

ITEM	PART NUMBER	QUANTITY	DESCRIPTION	FUNCTION	MANUFACTURER
	026-0200	14	TERM, SS, #10, 12-10	21	APP
	025-2082		PANEL, BLANK, SHORE INLET	BLANK PANEL	
CB60	026-0484		BREAKER, 30A, DP	SHORE MAIN	CARL SV
CB61	026-0484		BREAKER, 30A, DP	SHORE AC	CARL SV
R01	085-0057		INLET, DOCKSIDE POWER		MARINCO
R02	085-0057		INLET, DOCKSIDE POWER		MARINCO
R03	085-1100		INLET, PHONE/TV PHBSTV DEH	PHONE/TV	MARINCO
TS01			SCREW, #10-24 X 1/2", BRASS	SHORE MAIN HOT	
TS02			SCREW, #10-24 X 1/2", BRASS	SHORE MAIN NEUTRAL	
TS03			SCREW, #10-24 X 1/2", BRASS	SHORE MAIN GROUND	
TS04			SCREW, #10-24 X 1/2", BRASS	SHORE AC HOT	
TS05			SCREW, #10-24 X 1/2", BRASS	SHORE AC NEUTRAL	
TS06			SCREW, #10-24 X 1/2", BRASS	SHORE AC GROUND	



BATTERY SWITCH MOUNTING DETAIL

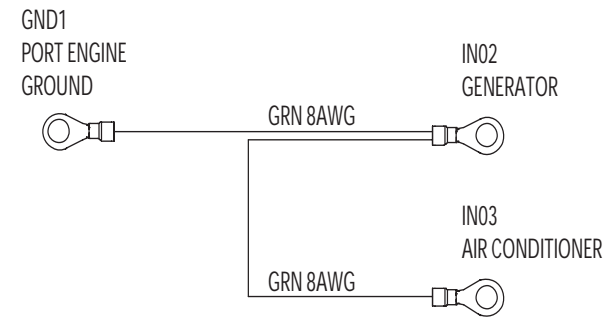


FOUR WINNS PARTS LIST

ITEM	PART NUMBER	QUANTITY	DESCRIPTION	FUNCTION	MANUFACTURER
	028-0177	7	TERMINAL, 250, 18-14	02	AMP
	028-0399	4	TERMINAL, 3/8, 14-14	18	AMP
	028-0193	2	TERMINAL, 1/4, 14-14	11	AMP
	028-0192	2	TERMINAL, 1/4, 14-14	31	AMP
	028-0390	2	PIN, 1/8, 18-14	10	AMP
	025-2056	1	PANEL, BLANK, BATTERY SWITCH		
CB30	028-0482	1	BREAKER, 80A	SHIPS SYSTEMS	CARL SW
CB31	028-0482	1	BREAKER, 80A	WINDLASS	CARL SW
CB32	028-0396	1	BREAKER, 10A	AFT BILGE	MP
CB33	028-0393	1	BREAKER, 5A	FWD BILGE	MP
CB34	028-0397	1	BREAKER, 20A	SHIPS SYSTEM CHARGER	MP
CB35	028-0396	1	BREAKER, 10A	STBD ENGINE CHARGER	MP
CB36	028-0396	1	BREAKER, 10A	PORT ENGINE CHARGER	MP
S25	028-0485	1	SWITCH, DUAL, BATTERY	STBD ENGINE SWITCH	GUEST
S26	028-0485	1	SWITCH, DUAL, BATTERY	PORT ENGINE SWITCH	GUEST

FOUR WINNS WIRE LIST

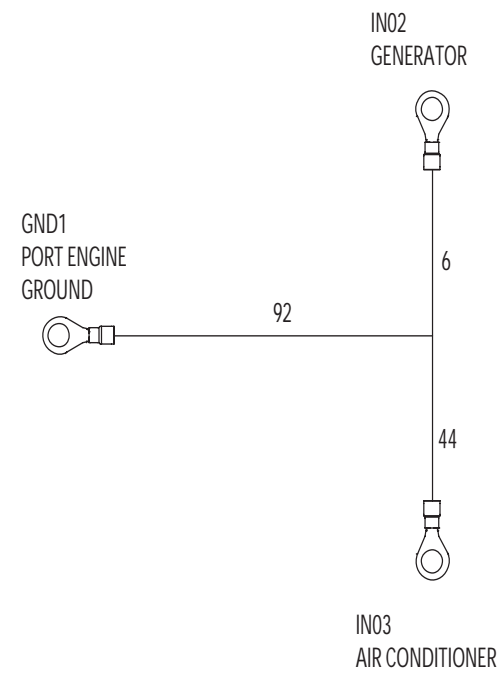
COLOR	GA	FIRST	PIN	TERM	NOTE	SECOND	PIN	TERM	NOTE	FUNCTION
RED	2	S25	BAT2	18		CB30	LINE	31		SHIPS SYSTEMS
RED	2	S26	BAT2	18		CB31	LINE	31		WINDLASS
RED	14	CB31	LINE	10		CB32	LINE	02	SA	AFT BILGE IN
RED	14	CB32	LINE	02	SA	CB33	LINE	02	SB	FWD BILGE IN
RED	14	CB33	LINE	02		CB34	LINE	02		SHIPS SYSTEM CHARGER
RED	14	S25	BAT1	11	SB	CB35	LINE	02		STBD ENGINE CHARGER
RED	14	S26	BAT1	11		CB36	LINE	02		PORT ENGINE CHARGER
RED	2	S25	BAT2	18		S26	BAT2	18		BATTERY SWITCH JUMPER
BRN/BLK	14	CB32	LOAD	02		P75	1	41		AFT BILGE
BRN/ORN	14	CB33	LOAD	02		P75	2	41		FWD BILGE



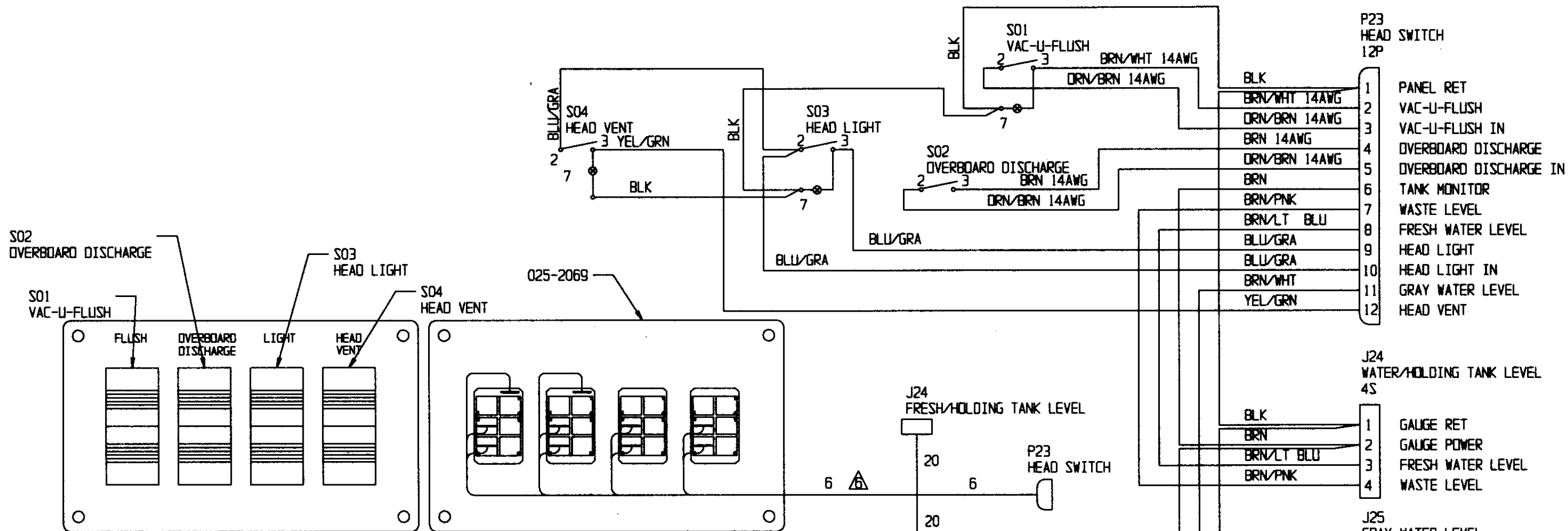
FOUR WINNS PARTS LIST

ITEM	PART NUMBER	QUANTITY	DESCRIPTION	FUNCTION	MANUFACTURER
	028-0198	2	TERM,RING,#10,8	17	AMP
	028-0316	1	TERM,RING,3/8,8	25	AMP
GND1		REF	ENGINE GROUND		
IN02		REF	THRU HULL,GENERATOR	GENERATOR	
IN03		REF	THRU HUL,AIR CONDITIONING	AIR CONDITIONING	

FOUR WINNS WIRE LIST



COLOR	GA	FIRST	PIN	TERM	NOTE	SECOND	PIN	TERM	NOTE	FUNCTION
GRN	8	GND1	1	25		IN02	1	17	SA	GENERATOR BONDING
GRN	8	IN02	1	17	SA	IN03	1	17		AC BONDING



FOUR WINNS WIRE LIST

COLOR	GA	FIRST	PIN	TERM	NOTE	SECOND	PIN	TERM	NOTE	FUNCTION
BLK	16	P23	1	41	SA	S01	7	02	SF	SWITCH LT RET
BLK	16	S01	7	02	SF	S03	7	02	SD	SWITCH LT RET
BLK	16	P23	1	41	SA	P24	1	41	SB	WATER/HOLD LEVEL RET
BRN/WHT	14	P23	2	41		S01	3	02		VAC-U-FLUSH
DRN/BRN	14	P23	3	41		S01	2	02		VAC-U-FLUSH IN
BRN	14	P23	4	41		S02	3	02		OVERBOARD DISCHARGE
DRN/BRN	14	P23	5	41		S02	2	02		OVERBOARD DISCHARGE IN
BRN	16	P23	6	41		J24	2	42	SC	WATER/HOLD LEVEL +
BRN/PNK	16	P23	7	41		J24	4	42		WASTE LEVEL
BRN/LT BLU	16	P23	8	41		J24	3	42		FRESH WATER LEVEL
BLU/GRA	16	P23	9	41		S03	3	02		HEAD LT
BLU/GRA	16	P23	10	41		S03	2	02	SE	HEAD LT IN
BRN/WHT	16	P23	11	41		J25	3	42		GRAY LEVEL
BLK	16	J24	1	42	SB	J25	1	42		GRAY LEVEL RET
BRN	16	J24	2	42	SC	J25	2	42		GRAY LEVEL +
BLK	16	S03	7	02	SD	S04	7	02		SWITCH LT RET
BLU/GRA	16	S03	2	02	SE	S04	2	02		HEAD VENT IN
YEL/GRN	16	S04	3	02		P23	12	41		HEAD VENT

FOUR WINNS PARTS LIST

ITEM	PART NUMBER	QUANTITY	DESCRIPTION	FUNCTION	MANUFACTURER
	028-0177	11	RECEPT, FASTON, .250, 18-14	02	AMP
	028-0390	12	PIN, UMNL, 18-14	41	AMP
	028-0454	7	SOCKET, UMNL, 18-14	42	AMP
	025-2069	1	PANEL, BLANK, CABIN LTS		
J24	028-0441	1	RECEPT, UMNL, 4 CKT		
J25	028-0441	1	RECEPT, UMNL, 4 CKT		
P23	028-0449	1	PLUG, UMNL, 9 CKT		
S01	028-0457	1	SWITCH, UNLIT ON OFF, CONT III		
S02	028-0456	1	SWITCH, UNLIT (ON) OFF, CONT III		
S03	028-0457	1	SWITCH, SPST, ON OFF, CONT III		
S04	028-0457	1	SWITCH, SPST, ON OFF, CONT III		

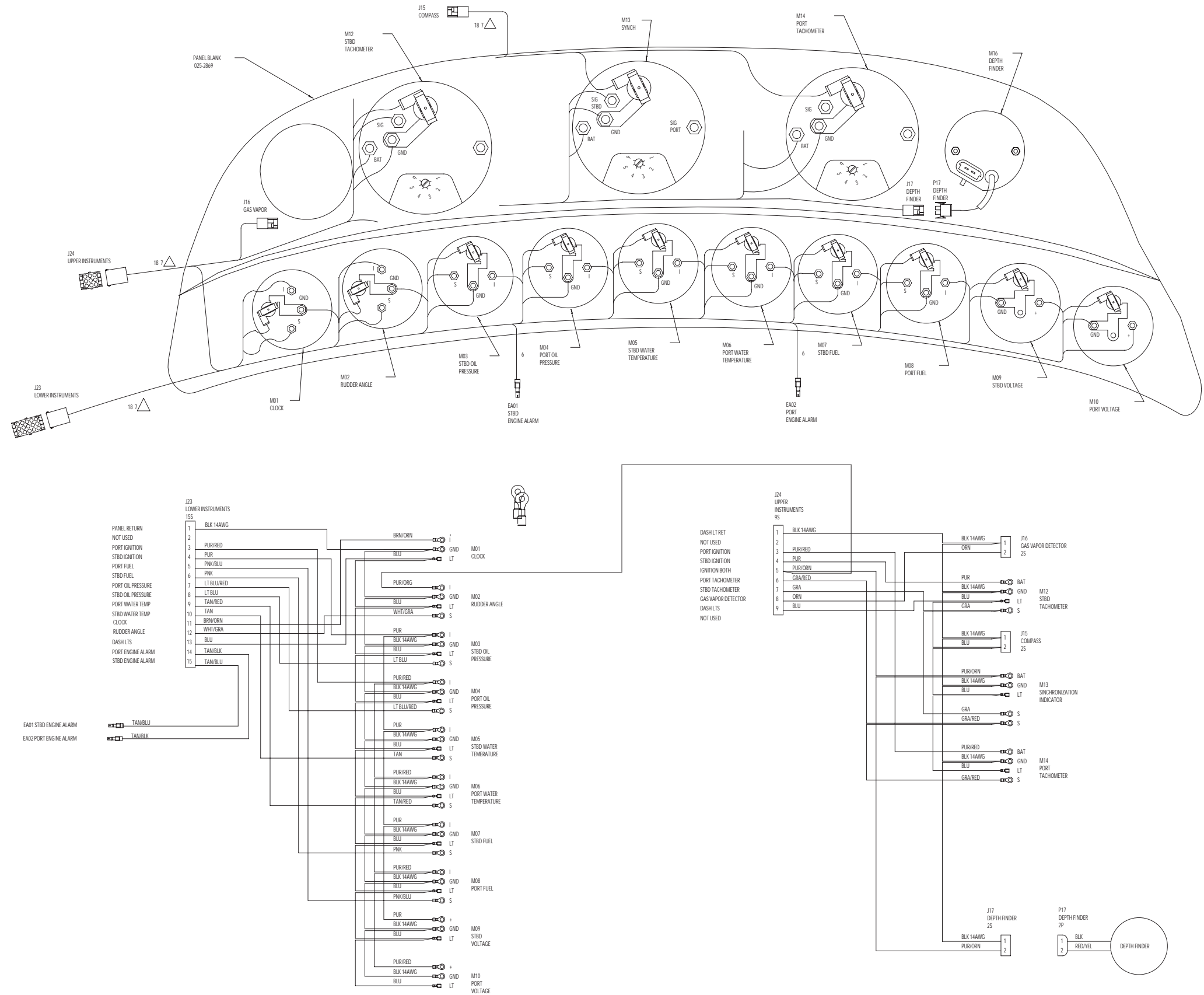
298/328 VISTA
HEAD SWITCH
PANEL ASSEMBLY

FOUR WINNS PARTS LIST

ITEM	PART NUMBER	QUANTITY	DESCRIPTION	FUNCTION	MANUFACTURER
-	028-0177	36	TERM.FASTON, 250,18-14	02	AMP
-	028-0189	37	TERMINAL,RING,PG.#8,16-14	08	AMP
-	028-0454	24	SOCKET,DIAM.,18-14	42	AMP
-	028-0223	2	TERMINAL,LET,FORM,156,16-14	75	MOLEX
-	025-2869	1	PANEL,BLANK,INSTRUMENTS,3.38V	-	-
J15	028-0441	1	RECEPT,UMNL,2 CKT	COMPASS	AMP
J16	028-0441	1	RECEPT,UMNL,2 CKT	GAS VAPOR	AMP
J17	028-0441	1	RECEPT,UMNL,2 CKT	DEPTH FINDER	AMP
J24	028-0441	1	RECEPT,UMNL,9 CKT	UPPER INSTRUMENTS	AMP
M12	024-0505	1	GAUGE,TACH,FARIA	STBD TACHOMETER	FARIA
M13	024-0512	1	GAUGE,SYNCHRONIZATION,FARIA	SYNCHRONIZATION	FARIA
M14	024-0505	1	GAUGE,TACH,FARIA	PORT TACHOMETER	FARIA
M16	028-1748	1	DEPTH FINDER,FARIA	DEPTH FINDER	FARIA
P17	028-0441	1	PLUG,UMNL,2 CKT	DEPTH FINDER	AMP
J23	028-0445	1	RECEPT,UMNL,15 CKT	LOWER INSTRUMENTS	AMP
M01	024-0513	1	CLOCK	CLOCK	FARIA
M02	024-0504	1	GAUGE,RUDDER ANGLE	RUDDER ANGLE	FARIA
M03	024-0509	1	GAUGE,OIL PRESSURE,FARIA	STBD OIL PRESSURE	FARIA
M04	024-0509	1	GAUGE,OIL PRESSURE,FARIA	PORT OIL PRESSURE	FARIA
M05	024-0507	1	GAUGE,WATER TEMP,FARIA	STBD WATER TEMP	FARIA
M06	024-0507	1	GAUGE,WATER TEMP,FARIA	PORT WATER TEMP	FARIA
M07	024-0511	1	GAUGE,FUEL,FARIA	STBD FUEL QUANTITY	FARIA
M08	024-0511	1	GAUGE,FUEL,FARIA	PORT FUEL QUANTITY	FARIA
M09	024-0510	1	GAUGE,VOLTAGE,FARIA	PORT VOLTAGE	FARIA
M10	024-0510	1	GAUGE,VOLTAGE,FARIA	STBD VOLTAGE	FARIA
EAO1	-	REF	STBD ENGINE ALARM	STBD ENGINE ALARM	-
EAO2	-	REF	PORT ENGINE ALARM	PORT ENGINE ALARM	-

FOUR WINNS WIRE LIST

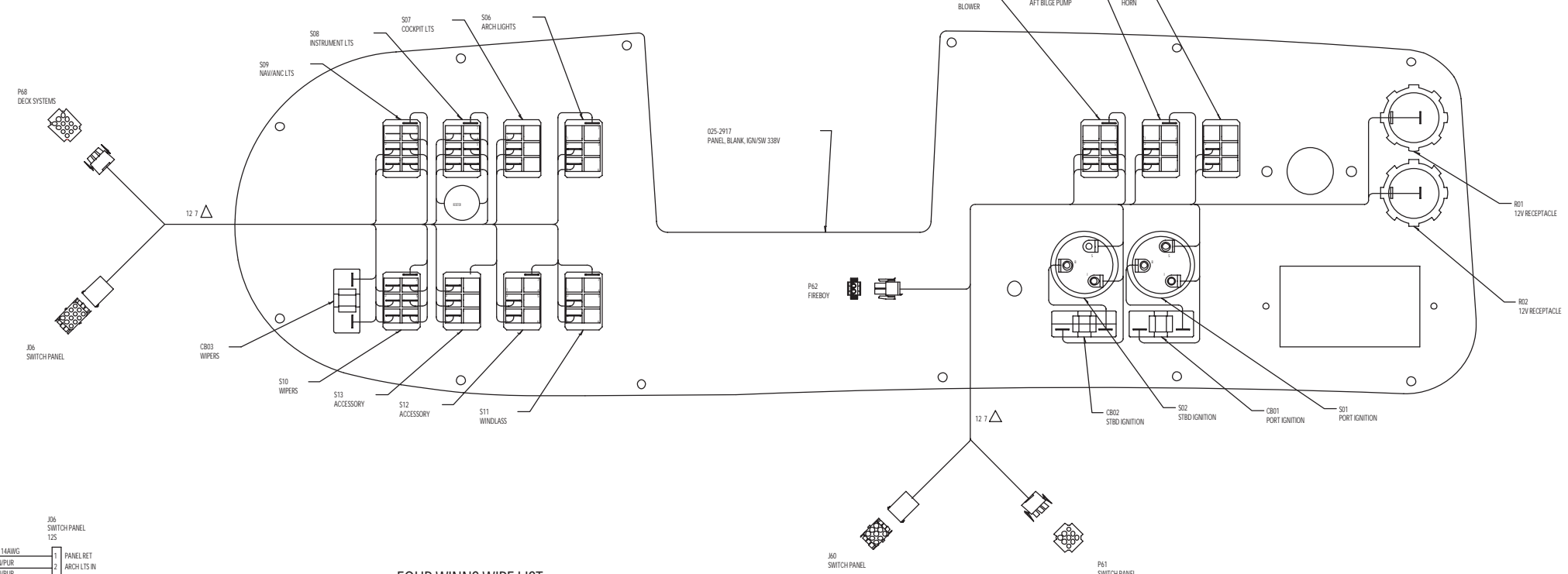
COLOR	GA	FIRST	PN	TERM	NOTE	SECOND	PN	TERM	NOTE	FUNCTION	
BLK	14	J24	1	42		J16	1	42	SA	GAS VAPOR RET	
BLK	14	J16	1	42	SA	M12	1	GND	08	STBD TACH RET	
BLK	14	M12	GND	08	J15	1	42	SC	08	COMPASS RET	
BLK	14	J15	GND	42	SC	M13	GND	08	SD	08	SYNCH RET
BLK	14	M13	GND	08	SD	M14	GND	08	SE	08	PORT TACH RET
BLK	14	M14	GND	08	SE	J17	1	42	SE	08	DEPTH FINDER RET
PUR/RED	16	J24	3	42		M14	BAT	08		PORT TACH +	
PUR	16	J24	4	42		M12	BAT	08		STBD TACH +	
PUR/ORN	16	J24	5	42	TS	M13	BAT	08	SG	08	SYNCH +
PUR/ORN	16	M13	BAT	02	SG	J17	2	42		DEPTH FINDER +	
GRA/RED	16	J24	6	42		M13	5	08	SH	08	PORT TACH SIGNAL
GRA/RED	16	M13	5	08	SH	M14	5	08		STBD TACH SIGNAL	
GRA	16	J24	7	42		M12	7	08	SI	08	STBD TACH SIGNAL
GRA	16	M12	7	08	SI	M13	5	08		PORT TACH SIGNAL	
ORN	16	J24	8	42		J16	2	42		GAS VAPOR DETECTOR	
BLU	16	J24	9	42		M12	9	02	SJ	02	STBD TACH LT
BLU	16	M12	9	02	SJ	J15	2	42	SK	02	COMPASS LT
BLU	16	J15	2	42	SK	M13	LT	02	SL	02	SYNCH LT
BLU	16	M13	LT	02	SL	M14	LT	02		PORT TACH LT	
PNK/BLU	16	J23	5	42		M08	5	08		PORT FUEL	
PNK	16	J23	6	42		M07	5	08		STBD FUEL	
LT BLU/RED	16	J23	7	42		M04	5	08		PORT OIL PRESSURE	
LT BLU	16	J23	8	42		M03	5	08		STBD OIL PRESSURE	
TAN/RED	16	J23	9	42		M06	5	08		PORT WATER TEMPERATURE	
TAN	16	J23	10	42		M05	5	08		STBD WATER TEMPERATURE	
BLK	14	J23	1	42		M01	GND	08	SO	08	GAUGE LT RET
BLK	14	M01	GND	08	SO	M02	GND	08	SP	08	GAUGE LT RET
BLK	14	M02	GND	08	SP	M03	GND	08	SS	08	GAUGE LT RET
BLK	14	M03	GND	08	SS	M04	GND	08	SR	08	GAUGE LT RET
BLK	14	M04	GND	08	SR	M05	GND	08	SS	08	GAUGE LT RET
BLK	14	M05	GND	08	SS	M06	GND	08	ST	08	GAUGE LT RET
BLK	14	M06	GND	08	ST	M07	GND	08	SU	08	GAUGE LT RET
BLK	14	M07	GND	08	SU	M08	GND	08	SV	08	GAUGE LT RET
BLK	14	M08	GND	08	SV	M09	GND	08	SW	08	GAUGE LT RET
BLK	14	M09	GND	08	SW	M10	GND	08		08	GAUGE RET
BLU	16	J23	13	42		M01	LT	02	TB	02	GAUGE LT
BLU	16	M01	LT	02	TB	M02	LT	02	TC	02	GAUGE LT
BLU	16	M02	LT	02	TC	M03	LT	02	TD	02	GAUGE LT
BLU	16	M03	LT	02	TD	M04	LT	02	TE	02	GAUGE LT
BLU	16	M04	LT	02	TE	M05	LT	02	TF	02	GAUGE LT
BLU	16	M05	LT	02	TF	M06	LT	02	TG	02	GAUGE LT
BLU	16	M06	LT	02	TG	M07	LT	02	TH	02	GAUGE LT
BLU	16	M07	LT	02	TH	M08	LT	02	TI	02	GAUGE LT
BLU	16	M08	LT	02	TI	M09	LT	02	TJ	02	GAUGE LT
BLU	16	M09	LT	02	TJ	M10	LT	02		02	GAUGE LT
PUR	16	J23	4	42		M03	1	08	TL	08	GAUGE +
PUR	16	M03	1	02	TL	M05	1	08	TM	08	GAUGE +
PUR	16	M05	1	02	TM	M07	1	08	TN	08	GAUGE +
PUR	16	M07	1	02	TN	M09	1	08	TO	08	GAUGE +
PUR/RED	16	J23	3	42		M04	1	08	TP	08	GAUGE +
PUR/RED	16	M04	1	08	TP	M06	1	08	TR	08	GAUGE +
PUR/RED	16	M06	1	08	TR	M08	1	08		08	GAUGE +
PUR/RED	16	M08	1	08		M10	1	08		08	GAUGE +
BRN/ORN	16	J23	11	42		M01	1	08		08	CLOCK
WHT/GRA	16	J23	12	42		M02	5	08		08	RUDDER ANGLE
PUR/ORN	16	J24	5	42	TS	M02	1	08		08	RUDDER ANGLE FLUR
TAN/BLK	16	J23	14	42		EAO2	75			75	PORT ENGINE ALARM
TAN/BLU	16	J23	15	42		EAO1	75			75	STBD ENGINE ALARM



348 VISTA
INSTRUMENT
PANEL ASSEMBLY

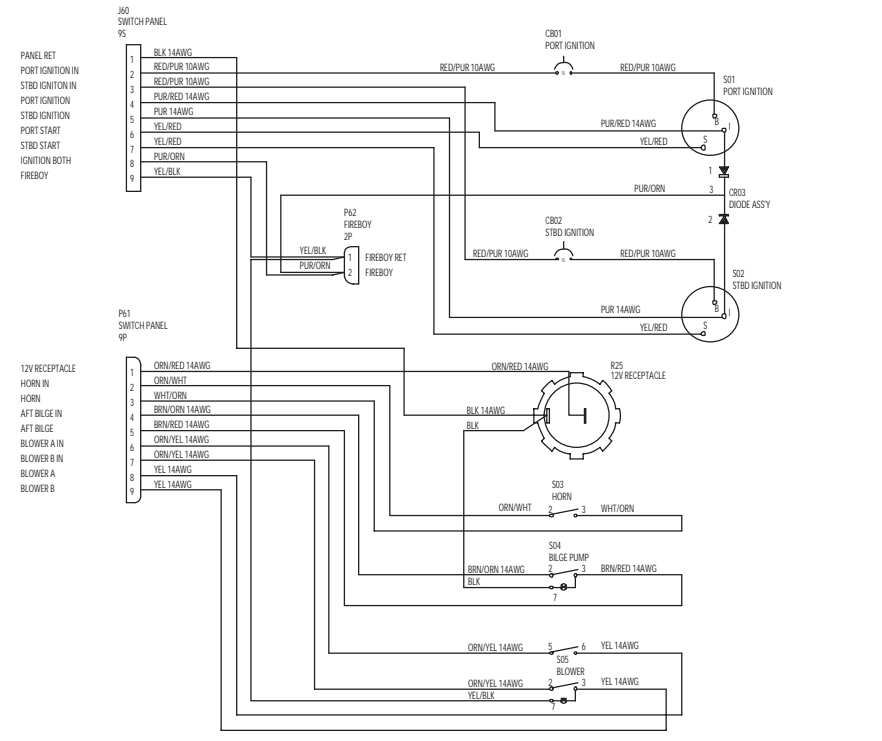
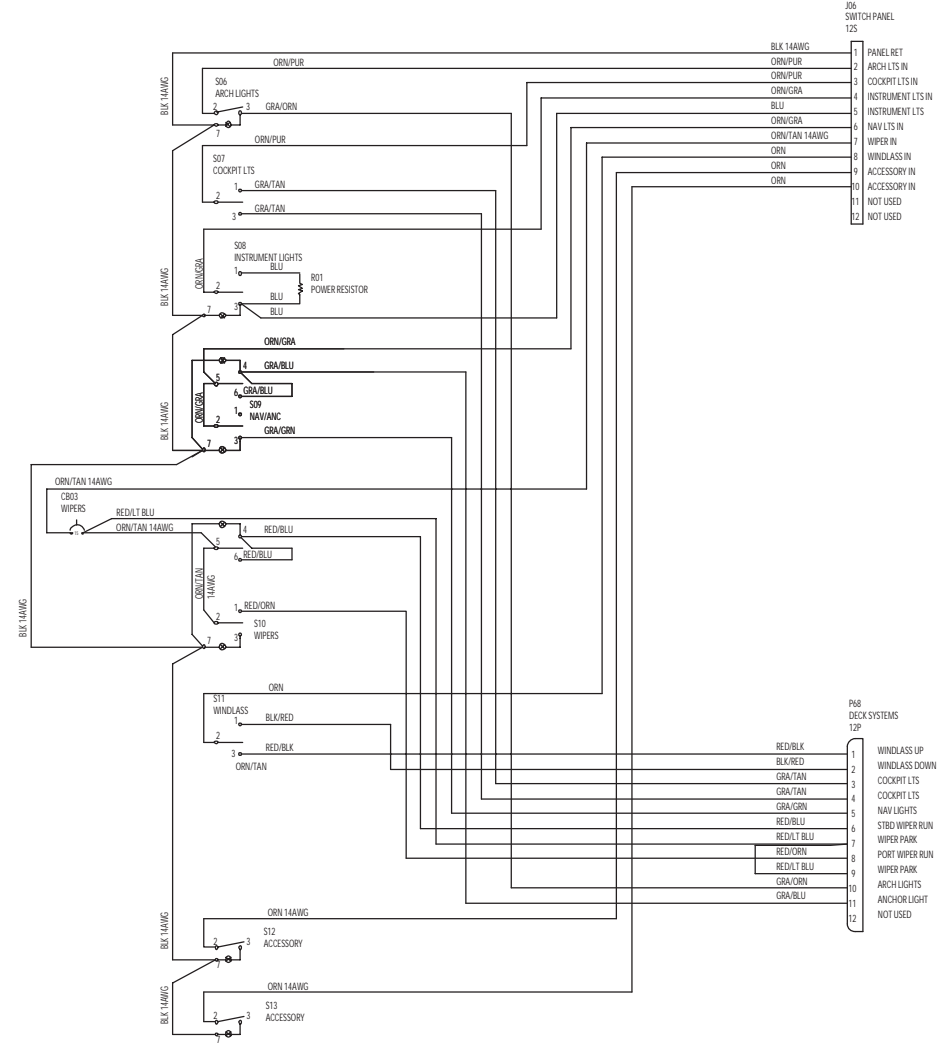
FOUR WINNS PARTS LIST

ITEM	PART NUMBER	QUANTITY	DESCRIPTION	FUNCTION	MANUFACTURER
	028-0177	46	TERM.FASTON_250.18-14	02	AMP
	028-0179	6	TERM.FASTON_250.12-10	07	AMP
	028-0189	2	TERM.RING_#8.16-14	08	AMP
	028-0390	20	PKLUMN_18-14	41	AMP
	028-0454	19	SOCKET.LUMN_18-14	42	AMP
	028-0455	2	SOCKET.LUMN_12-10	43	AMP
	025-2917	1	PANEL.BLANK.IGN/SWITCH.338V		
CB01	028-0467	1	BREAKER.15A	PORT IGNITION	MP
CB02	028-0467	1	BREAKER.15A	STBD IGNITION	MP
CB03	028-0466	1	BREAKER.10A	WIPER	MP
J06	028-0445	1	RECEPT.LUMN_12.CKT	SWITCH PANEL	AMP
J06	028-0444	1	RECEPT.LUMN_12.CKT	SWITCH PANEL	AMP
P61	028-0449	1	PLUG.LUMN_9.CKT	SWITCH PANEL	AMP
P62	028-0447	1	PLUG.LUMN_2.CKT	SWITCH PANEL	AMP
P68	028-0450	1	PLUG.LUMN_12.CKT	DECK SYSTEMS	AMP
R01	028-0457	1	RECEPT.LIGHT.POWER	LIGHT DIMMER	AMP
R25	028-1100	1	RECEPT.12V.AF1	12V RECEPTACLE	AF1
S01	028-0186	1	SWITCH.IGNITION.ID	PORT IGNITION	GENERAL
S02	028-0186	1	SWITCH.IGNITION.ID	STBD IGNITION	GENERAL
S03	028-0454	1	SWITCH.SPST.CONT.11	HORN	CARL SW
S04	028-0457	1	SWITCH.SPST.CONT.11	BILGE PUMP	CARL SW
S05	028-0459	1	SWITCH.SPST.CONT.11	BLOWER	CARL SW
S06	028-0457	1	SWITCH.SPST.CONT.11	ARCH LIGHTS	CARL SW
S07	028-1135	1	SWITCH.SPST.ON.ON.CONT.11	COCKPIT LTS	CARL SW
S08	028-0504	1	SWITCH.SPST.CONT.11	INSTRUMENT LTS	CARL SW
S09	028-0504	1	SWITCH.SPST.CONT.11	NAVIC LTS	CARL SW
S10	028-0504	1	SWITCH.SPST.CONT.11	WIPERS	CARL SW
S11	028-0449	1	SWITCH.SPST.ON.OFF.IDN	WINDLASS	CARL SW
S12	028-0457	1	SWITCH.SPST.CONT.11	ACCESSORY	CARL SW
S13	028-0457	1	SWITCH.SPST.CONT.11	ACCESSORY	CARL SW



FOUR WINNS WIRE LIST

COLOR	GA	FIRST	PIN	TERM	NOTE	SECOND	PIN	TERM	NOTE	FUNCTION
BLK	14	J06	1	42		S06	7	02	SA	SWITCH LT RET
ORN/PUR	16	J06	2	42		S06	2	02		ARCH LTS IN
ORN/PUR	16	J06	3	42		S07	2	02		COCKPIT LTS IN
ORN/PUR	16	J06	4	42		S08	2	02		INSTRUMENT LTS IN
BLU	16	J06	5	42		S08	3	02		INSTRUMENT LTS
ORN/PUR	16	J06	6	42		S09	5	02	SG	NAV LTS IN
ORN/PUR	16	J06	7	42		S09	6	02		WIPER IN
ORN	16	J06	8	42		S11	2	02		WINDLASS IN
ORN	16	J06	9	42		S12	2	02		ACCESSORY IN
ORN	16	J06	10	42		S13	2	02		ACCESSORY IN
RED/BLK	16	P68	1	41		S11	3	02		WINDLASS UP
BLK/RED	16	P68	2	41		S11	1	02		WINDLASS DOWN
GRA/TAN	16	P68	3	41		S07	1	02		COCKPIT LTS
GRA/TAN	16	P68	4	41		S07	3	02		COCKPIT LTS
GRA/ORN	16	P68	5	41		S09	3	02		NAV LTS
RED/BLU	16	P68	6	41		S10	4	02	SK	STBD WIPER RUN
RED/LT BLU	16	P68	7	41	SF	CB03	LOAD	02	SI	WIPER PARK
RED/ORN	16	P68	8	41		S10	1	02		PORT WIPER RUN
GRA/ORN	16	P68	10	41		S06	3	02		ARCH LTS
GRA/BLU	16	P68	11	41		S09	4	02	SH	ANCHOR LTS
BLK	14	S06	7	02	SA	S08	7	02	SB	SWITCH LT RET
BLK	14	S08	7	02	SB	S09	7	02	SC	SWITCH LT RET
BLK	14	S09	7	02	SC	S10	7	02	SD	SWITCH LT RET
BLK	14	S10	7	02	SD	S12	7	02	SE	SWITCH LT RET
BLK	14	S12	7	02	SE	S13	7	02		SWITCH LT RET
BLU	16	S08	3	02		R01	1	08		INSTRUMENT LT DIMMER
BLU	16	S08	1	02		R01	2	08		INSTRUMENT LT DIMMER
ORN/PUR	16	S09	5	02	SG	S09	2	02		NAV LT JUMPER
GRA/BLU	16	S09	4	02	SI	S09	6	02		NAV LT JUMPER
ORN/TAN	14	CB03	LOAD	02	SI	S10	5	02		WIPERS IN
ORN/TAN	14	S10	5	02	SI	S10	2	02		WIPER JUMPER
RED/BLU	16	S10	4	02	SK	S10	6	02		STBD WIPER JUMPER
RED/LT BLU	16	P68	7	41		P68	9	41		PORT WIPER PARK
BLK	14	J06	1	42		R25	2	02	SN	PANEL RET
RED/PUR	10	J06	2	43		CB01	LINE	07		PORT IGNITION IN
RED/PUR	10	J06	3	43		CB02	LINE	07		STBD IGNITION IN
PUR/RED	14	J06	4	42		S01	1	02		PORT IGNITION
PUR	14	J06	5	42		S02	1	02		STBD IGNITION
YEL/RED	16	J06	6	42		S01	5	02		PORT START
YEL/RED	16	J06	7	42		S02	5	02		STBD START
PUR/ORN	16	J06	8	42		P62	2	41	SM	IGNITION BOTH
YEL/BLK	16	J06	9	42		P62	1	41		FIREBOY
ORN/RED	14	P61	1	41		R25	4	02		12V RECEPTACLE
ORN/WHT	16	P61	2	41		S03	2	02		HORN IN
WHT/ORN	16	P61	3	41		S03	3	02		HORN
BRN/ORN	14	P61	4	41		S04	2	02		AFT BILGE IN
BRN/RED	14	P61	5	41		S04	3	02		AFT BILGE
ORN/YEL	14	P61	6	41		S05	5	02		BLOWER A IN
ORN/YEL	14	P61	7	41		S05	2	02		BLOWER A
YEL	14	P61	8	41		S05	6	02		BLOWER B IN
YEL	14	P61	9	41		S05	3	02		BLOWER B
YEL/BLK	16	P62	1	41	SL	S05	7	02		BLOWER SWITCH LT RET
PUR/ORN	16	P62	2	41	SM	CB03	3	02		IGNITION BOTH
BLK	16	R25	2	02	SN	S04	7	02		SWITCH LT RET
RED/PUR	10	CB01	LOAD	07		S01	8	07		PORT IGNITION IN
RED/PUR	10	CB02	LOAD	07		S02	8	07		STBD IGNITION IN
NON	16	S01	1	02		CB03	1	02		PORT IGNITION
NON	16	S02	1	02		CB03	2	02		STBD IGNITION

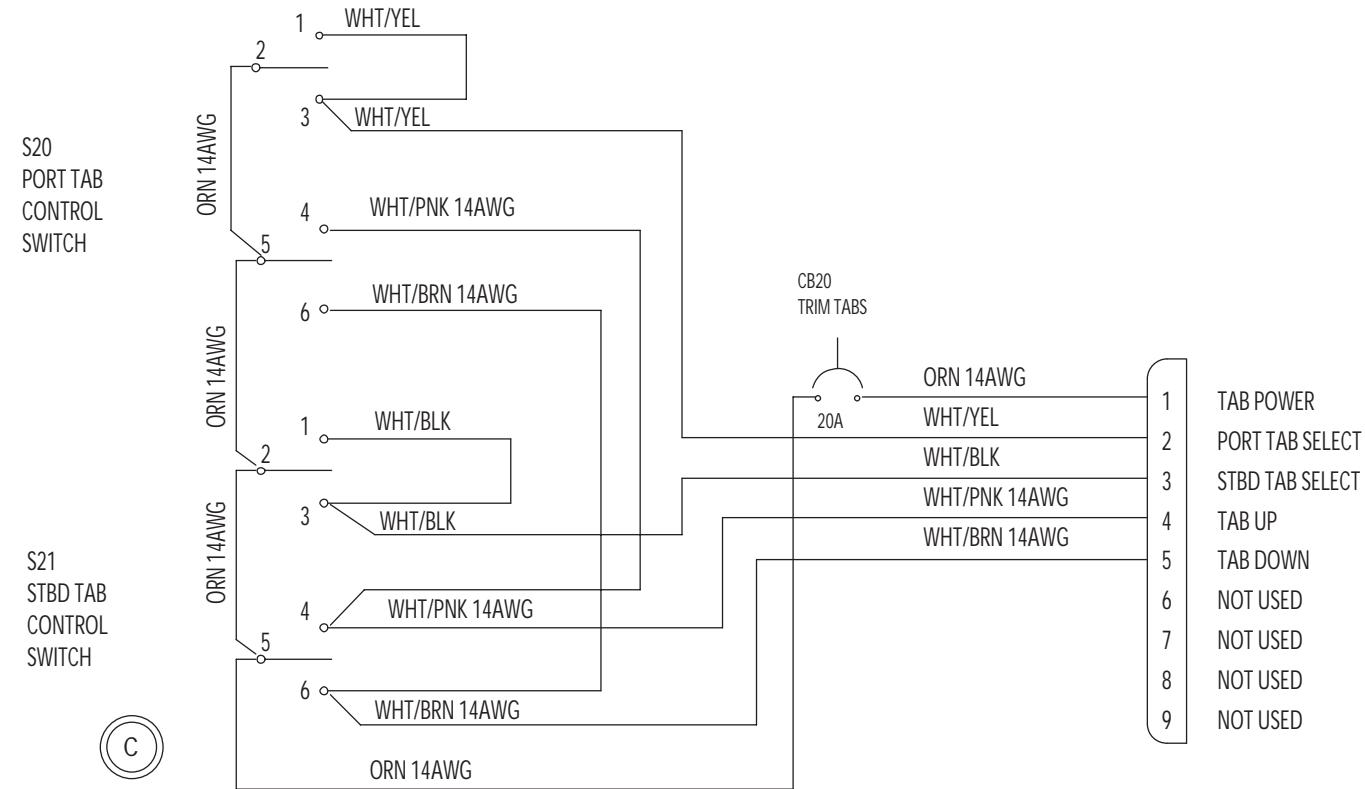


FOUR WINNS WIRE LIST

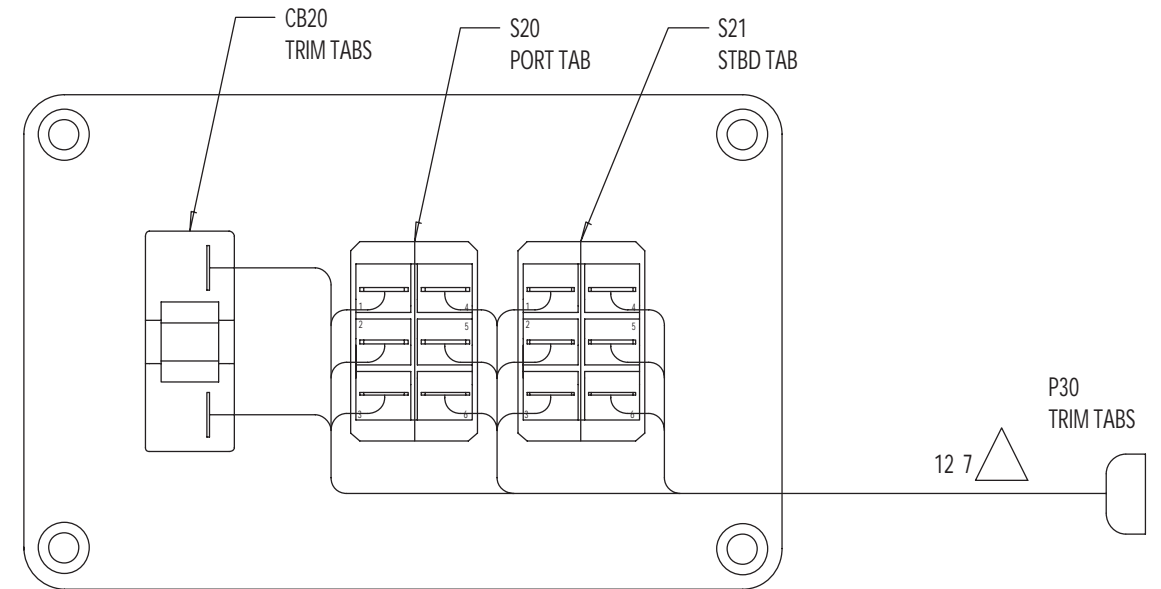
COLOR	GA	FIRST	PIN	TERM	NOTE	SECOND	PIN	TERM	NOTE	FUNCTION
ORN	14	P30	1	41		CB20	LINE	02		TAB POWER
ORN	14	CB20	LOAD	02		S21	5	02	SA	TAB POWER
WHT/YEL	16	P30	2	41		S20	3	02	SD	PORT TAB SELECT
WHT/BLK	16	P30	3	41		S21	3	02	SE	STBD TAB SELECT
WHT/PNK	14	P30	4	41		S21	4	02	SF	TAB UP
WHT/BRN	14	P30	5	41		S21	6	02	SG	TAB DOWN
ORN	14	S21	5	02	SA	S21	2	02	SB	TAB POWER
ORN	14	S21	2	02	SB	S20	5	02	SC	TAB POWER
ONR	14	S20	5	02	SC	S20	2	02		TAB POWER
WHT/BRN	14	S20	6	02		S21	6	02	SG	TAB DOWN
WHT/PNK	14	S20	4	02		S21	4	02	SF	TAB UP
WHT/YEL	16	S20	3	02	SD	S20	1	02		PORT TAB SELECT
WHT/BLK	16	S21	3	02	SE	S21	1	02		STBD TAB SELECT

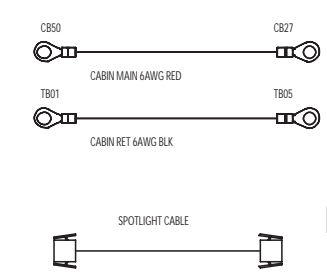
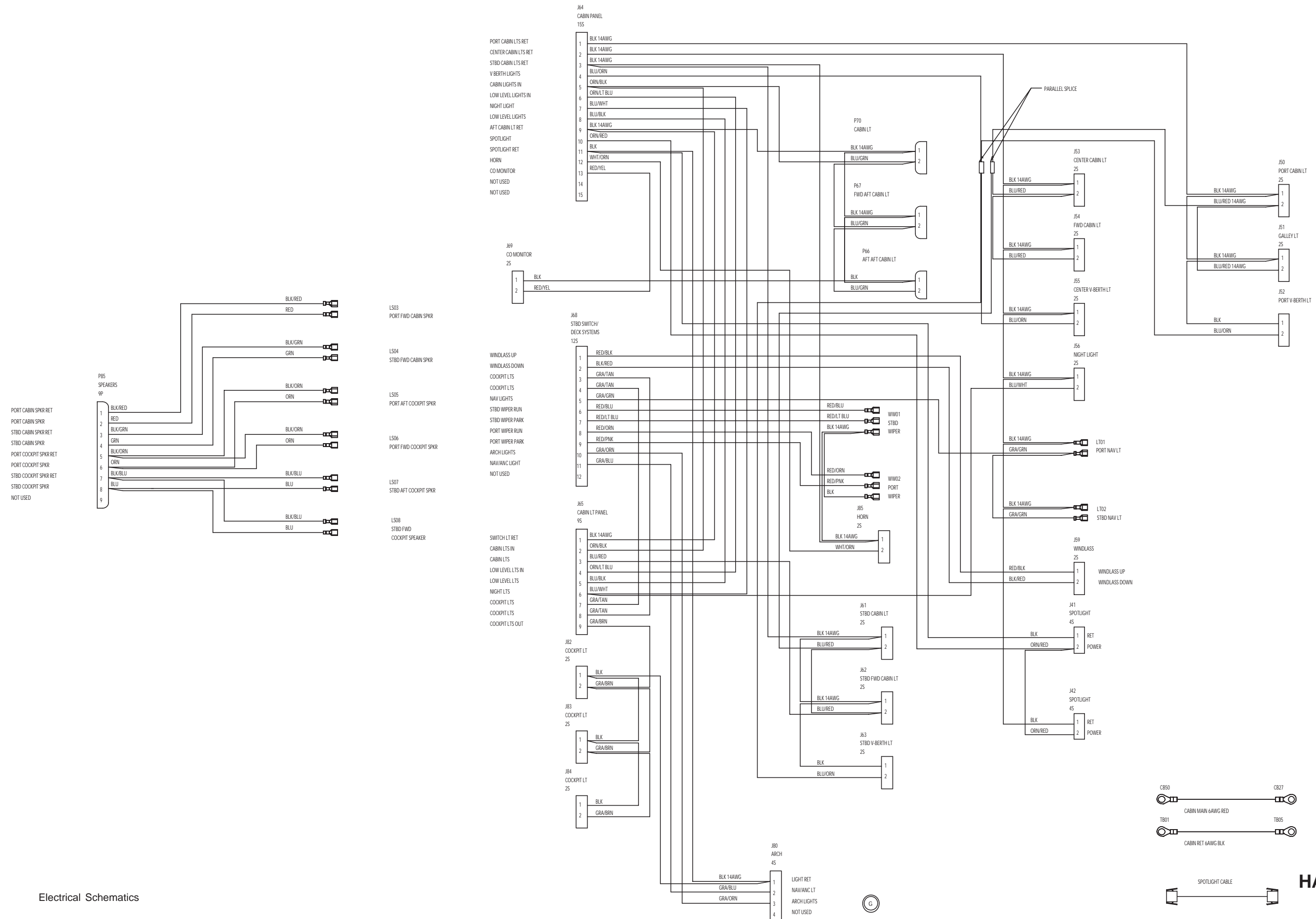
FOUR WINNS PARTS LIST

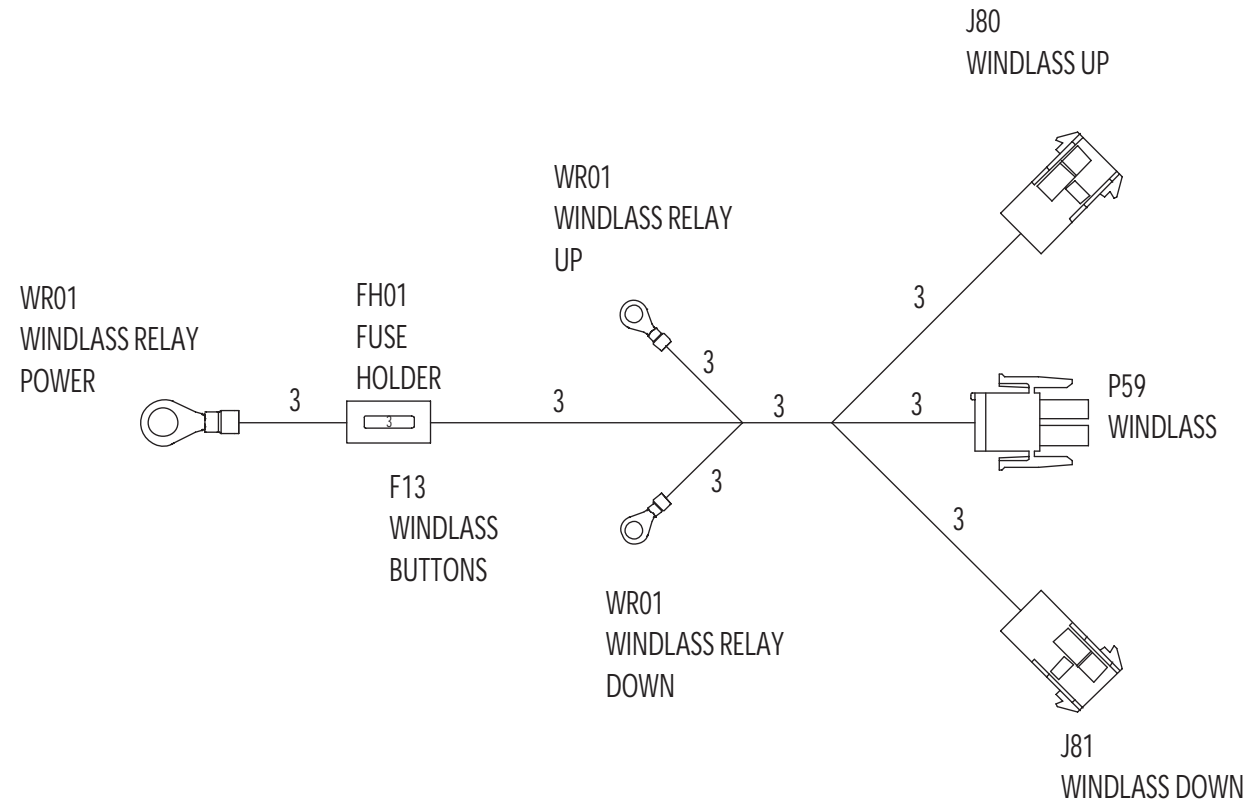
ITEM	PART NUMBER	QUANTITY	DESCRIPTION	FUNCTION	MANUFACTURER
	028-0177	14	TERM,FASTON,.250,18-14	02	AMP
	028-0390	5	PIN,UMNL,18-14	42	AMP
	025-2234	1	PANEL,BLANK,TRIM TABS		
CB20	028-0468	1	BREAKER,20A	TRIM TAB BREAKER	MP
P30	028-0449	1	PLUG,UMNL,9 CKT	TRIM TABS	AMP
S20	028-0460	1	SWITCH,(ON) OFF (ON) CONT III	PORT TAB SELECT	CARL SW
S21	028-0460	1	SWITCH,(ON) OFF (ON) CONT III	STBD TAB SELECT	CARL SW



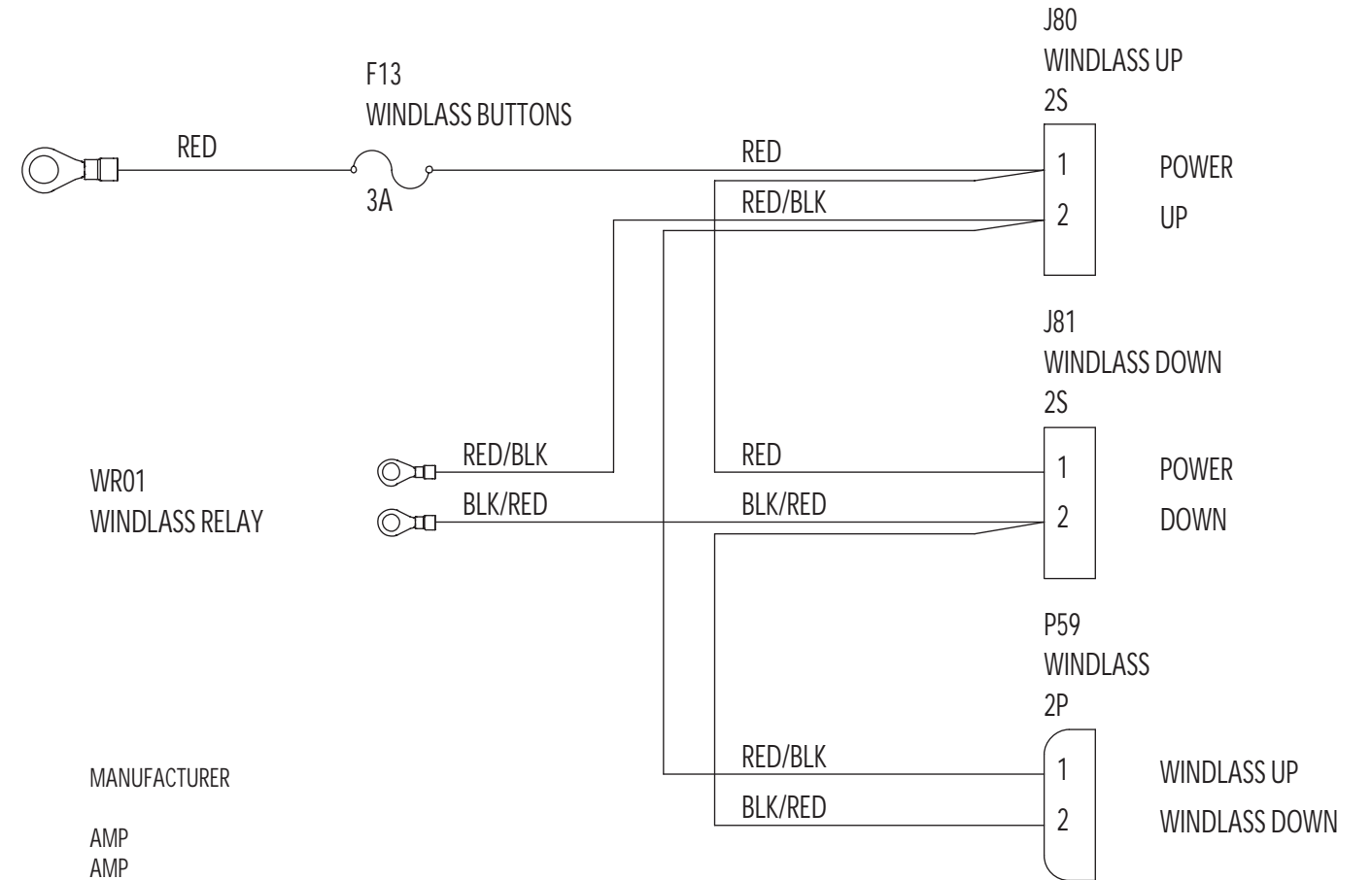
REAR PANEL VIEW







WR01
WINDLASS RELAY



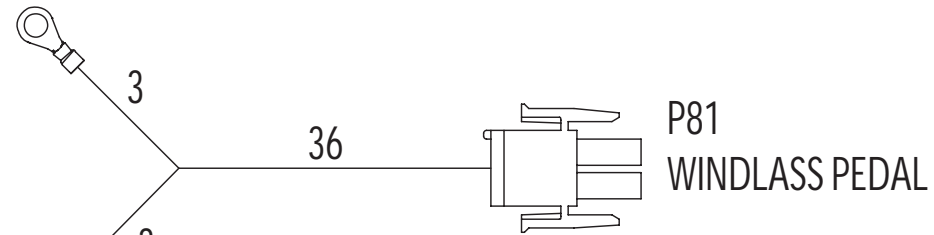
FOUR WINNS PARTS LIST

ITEM	PART NUMBER	QUANTITY	DESCRIPTION	FUNCTION	MANUFACTURER
	028-0189	2	TERM,RING,#8,16-14	08	AMP
	028-0193	1	TERM,RING,3/8,,250	11	AMP
	028-0390	2	PIN,UMNL,18-14	41	AMP
	028-0454	4	SOCKET,UMNL,18-14	42	AMP
	028-0506	1	FUSE,ATC,3A	WINDLASS BUTTON	BUSS
F13		1	FUSE HOLDER,INLINE	FUSE HOLDER	3M
FH01	028-0441	1	RECEPT,UMNL,2 CKT	WINDLASS UP	AMP
J80	028-0441	1	RECEPT,UMNL,2 CKT	WINDLASS DOWN	AMP
J81	028-0447	1	PLUG,UMNL,2 CKT	WINDLASS	AMP
P59	065-0842-02	REF	WINDLASS RELAY	WINDLASS RELAY	
WR01					

FOUR WINNS WIRE LIST

COLOR	GA	FIRST	PIN	TERM	NOTE	SECOND	PIN	TERM	NOTE	FUNCTION
RED	16	WR01	+	11		FH01	LINE	51		BUTTON POWER
RED	16	FH01	LOAD	51		J80	1	42	SA	BUTTON POWER
RED	16	J80	1	42	SA	J81	1	42		BUTTON POWER
RED/BLK	16	WR01	UP	08		J80	2	42	SB	WINDLASS UP
RED/BLK	16	J80	2	42	SB	P59	1	41		WINDLASS UP
BLK/RED	16	WR01	DOWN	08		J81	2	42	SC	WINDLASS DOWN
BLK/RED	16	J81	2	42	SC	P59	2	41		WINDLASS DOWN

FP01
FOOT PEDAL



FP01
FOOT PEDAL

FP01
FOOT PEDAL

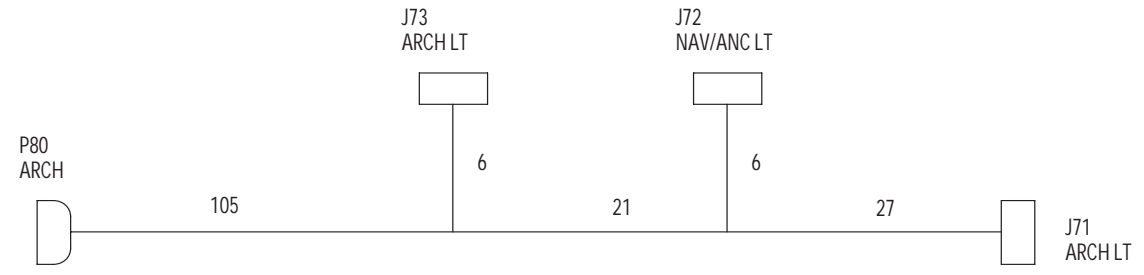
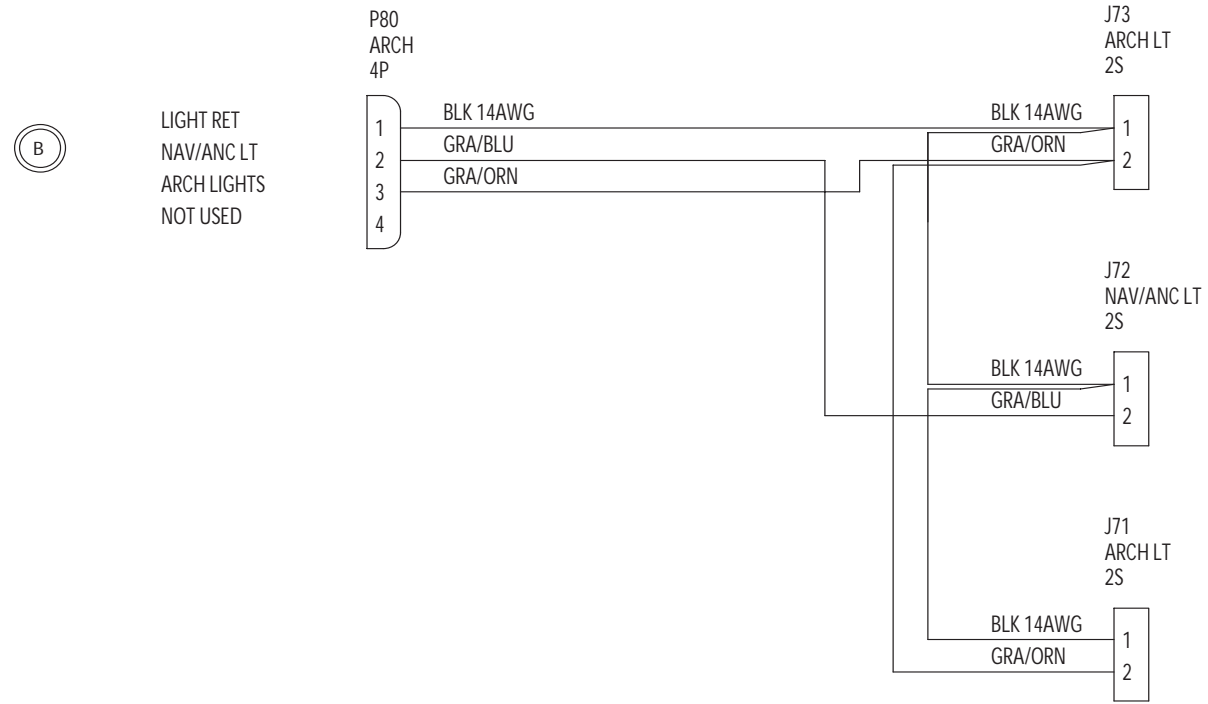


FOUR WINNS PARTS LIST

ITEM	PART NUMBER	QUANTITY	DESCRIPTION	FUNCTION	MANUFACTURER
	028-0193	2	TERM,RING,3/8,16-14	11	AMP
	028-0390	2	PIN,UMNL,18-14	41	AMP
FP01		REF	FOOT PEDAL,MAXWELL	FOOT PEDAL	
P81	028-0447	1	PLUG,UMNL,2 CKT	WINDLASS PEDAL	AMP

FOUR WINNS WIRE LIST

COLOR	GA	FIRST	PIN	TERM	NOTE	SECOND	PIN	TERM	NOTE	FUNCTION
BLK/RED	16	FP01	-	10	BA	P81	1	41		WINDLASS PEDAL RET
RED	16	FP01	+	10	BA	P81	2	41		WINDLASS PEDAL POWER



FOUR WINNS PARTS LIST

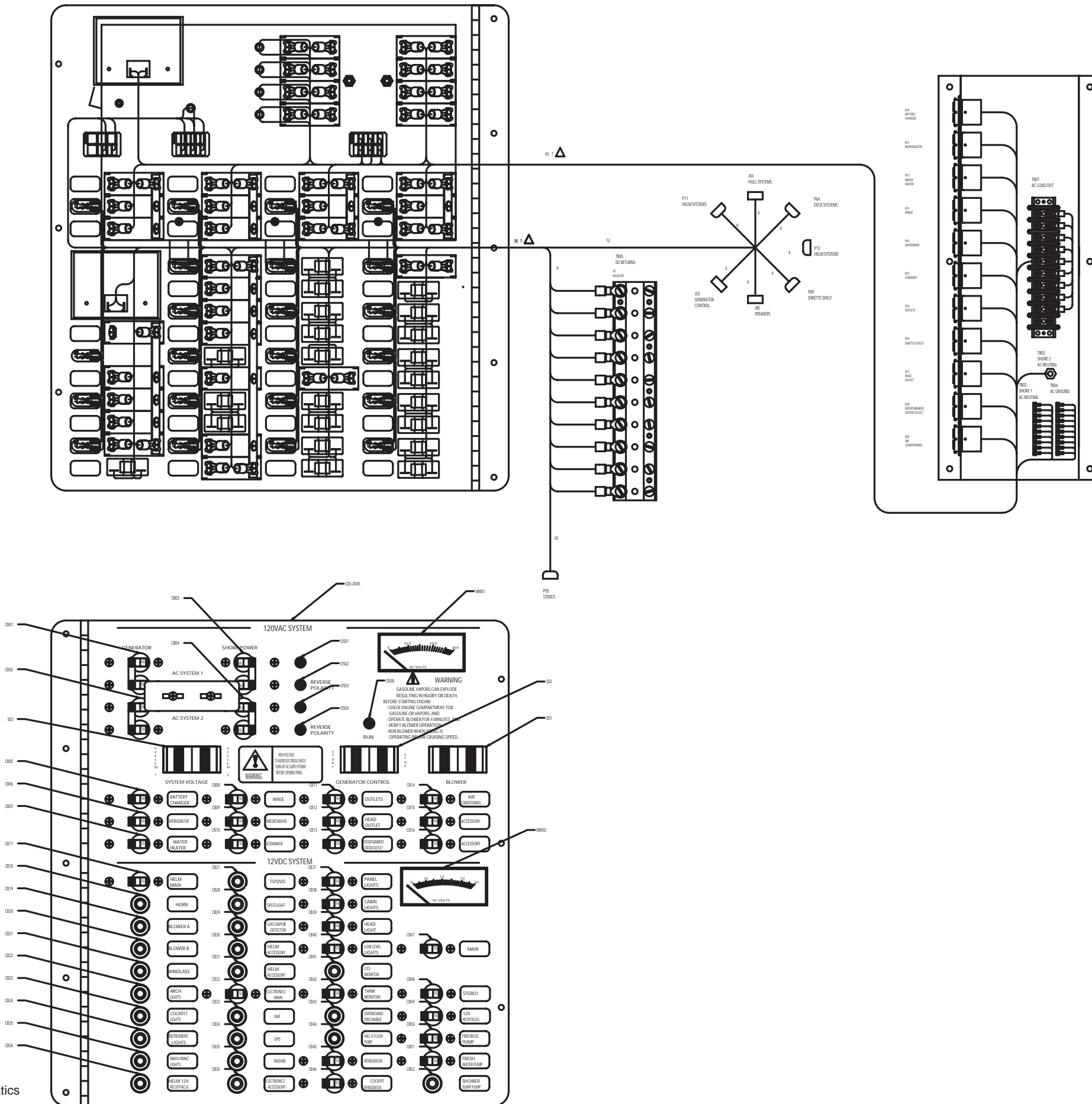
ITEM	PART NUMBER	QUANTITY	DESCRIPTION	FUNCTION	MANUFACTURER
	028-0390	3	PIN,UMNL,18-14	41	AMP
	028-0454	6	SOCKET,UMNL,18-14	42	AMP
J71	028-0441	1	RECEPT,UMNL,2 CKT	ARCH LT	AMP
J72	028-0441	1	RECEPT,UMNL,2 CKT	NAV/ANC LT	AMP
J73	028-0441	1	RECEPT,UMNL,2 CKT	ARCH LT	AMP
P80	028-0448	1	PLUG,UMNL,4 CKT	ARCH	AMP

FOUR WINNS WIRE LIST

COLOR	GA	FIRST	PIN	TERM	NOTE	SECOND	PIN	TERM	NOTE	FUNCTION
GRA/BLU	16	P80	2	41		J72	2	42		NAV LT
GRA/ORN	16	P80	3	41		J73	2	42	SA	ARCH LT
BLK	14	P80	1	41		J73	1	42	SB	LIGHT RET
GRA/ORN	16	J73	2	42	SA	J71	2	42		ARCH LT
BLK	14	J73	1	42	SB	J72	1	42	SC	NAV LT RET
BLK	14	J72	1	42	SC	J71	1	42		ARCH LT RET

FOUR WINNS PARTS LIST

ITEM	PART NUMBER	QUANTITY	DESCRIPTION	FUNCTION	MANUFACTURER
	028-0177	33	TERM.FASTON, 250,18-14	02	AMP
	028-0179	21	TERM.FASTON, 250,12-10	01	AMP
	028-0189	28	TERMRING,#8,16-14	08	AMP
	028-0191	20	TERMRING,#10,16-14	09	AMP
	028-0195	83	TERMRING,#10,12-10	13	AMP
	028-0198	6	TERMRING,#10,8	17	AMP
	028-0498	33	TERM.ANDERSON,30A	23	ANDERSON
	028-0453	1	PNL,UMNL,12-10	40	AMP
	028-0390	14	PNL,UMNL,16-14	41	AMP
	025-2045	35	SOCKET,UMNL,18-14	42	AMP
	028-0484	1	PANEL,BLANK,AC/DC,298/328V		
CB01	028-0484	1	CKT BKR 30A DP	GEN MAIN	CARL SW
CB02	028-0484	1	CKT BKR 30A DP	GEN MAIN	CARL SW
CB03	028-0484	1	CKT BKR 30A DP	SHORE 1	CARL SW
CB04	028-0484	1	CKT BKR 30A DP	SHORE 2	CARL SW
CB05	028-0416	1	CKT BKR 10A	BATTERY CHARGER	CARL SW
CB06	028-0415	1	CKT BKR 5A	REFRIGERATOR	CARL SW
CB07	028-0418	1	CKT BKR 20A	WATER HEATER	CARL SW
CB08	028-0418	1	CKT BKR 20A	RANGE	CARL SW
CB09	028-0418	1	CKT BKR 20A	MICROWAVE	CARL SW
CB10	028-0416	1	CKT BKR 10A	ICEMAKER	CARL SW
CB11	028-0418	1	CKT BKR 20A	OUTLETS	CARL SW
CB12	028-0418	1	CKT BKR 20A	HEAD OUTLET	CARL SW
CB13	028-0416	1	CKT BKR 10A	ENTER CENTER OUTLET	CARL SW
CB14	028-0418	1	CKT BKR 20A	AIR CONDITIONING	CARL SW
CB15	028-0417	1	CKT BKR 15A	AC ACCESSORY	CARL SW
CB16	028-0417	1	CKT BKR 15A	AC ACCESSORY	CARL SW
CB17	028-0403	1	CKT BKR 50A	HELM MAIN	CARL SW
CB18	028-0393	1	CKT BKR 5A	HORN	MP
CB19	028-0393	1	CKT BKR 5A	BLOWER A	MP
CB20	028-0393	1	CKT BKR 5A	BLOWER B	MP
CB21	028-0393	1	CKT BKR 5A	WINDLASS	MP
CB22	028-0393	1	CKT BKR 5A	ARCH LIGHTS	MP
CB23	028-0393	1	CKT BKR 5A	COCKPIT LIGHTS	MP
CB24	028-0393	1	CKT BKR 5A	INSTRUMENT LIGHTS	MP
CB25	028-0393	1	CKT BKR 5A	NAV/ANC LIGHTS	MP
CB26	028-0396	1	CKT BKR 10A	HELM 12V RECEPTACLE	MP
CB27	028-0393	1	CKT BKR 5A	TV/DVD	MP
CB28	028-0394	1	CKT BKR 10A	SPOTLIGHT	MP
CB29	028-0393	1	CKT BKR 3A	GAS VAPOR DETECTOR	MP
CB30	028-0396	1	CKT BKR 10A	HELM ACCESSORY	MP
CB31	028-0396	1	CKT BKR 10A	HELM ACCESSORY	MP
CB32	028-0397	1	CKT BKR 20A	ELECTRONICS MAIN	CARL SW
CB33	028-0393	1	CKT BKR 5A	VHF	MP
CB34	028-0393	1	CKT BKR 5A	GPS	MP
CB35	028-0393	1	CKT BKR 5A	RADAR	MP
CB36	028-0393	1	CKR BKR 5A	ELECTRONICS ACCESSORY	MP
CB37	028-0415	1	CKT BKR 5A	PANEL LIGHTS	CARL SW
CB38	028-0417	1	CKT BKR 15A	CABIN LIGHTS	CARL SW
CB39	028-0415	1	CKT BKR 5A	HEAD LIGHT	CARL SW
CB40	028-0415	1	CKT BKR 5A	LOW LEVEL LIGHTS	CARL SW
CB41	027-0393	1	CKT BKR 5A	CO MONITOR	MP
CB42	027-0415	1	CKT BKR 5A	TANK MONITORS	CARL SW
CB43	028-0396	1	CKT BKR 10A	OVERBOARD DISCHARGE	MP
CB44	028-0396	1	CKT BKR 10A	VAC-U-FLUSH	MP
CB45	028-0416	1	CKT BKR 10A	REFRIGERATOR	CARL SW
CB46	028-0417	1	CKT BKR 15A	COCKPIT REFRIGERATOR	CARL SW
CB47	028-0403	1	CKT BKR 50A	PANEL MAIN	CARL SW
CB48	028-0416	1	CKR BKR 10A	STEREO	CARL SW
CB49	028-0416	1	CKT BKR 10A	12V RECEPTACLE	CARL SW
CB50	028-0415	1	CKT BKR 5A	FWD BILGE PUMP	CARL SW
CB51	028-0416	1	CKT BKR 10A	FRESH WATER PUMP	CARL SW
CB52	028-0393	1	CKT BKR 5A	SHOWER SUMP	CARL SW
DS01	028-0531	1	INDICATOR-NEON	SHORE 1 OK	SOLICO
DS02	028-0530	1	INDICATOR-NEON	SHORE 1 REV	SOLICO
DS03	028-0531	1	INDICATOR-NEON	SHORE 2 OK	SOLICO
DS04	028-0530	1	INDICATOR-NEON	SHORE 2 REV	SOLICO
DS05	6411-N3	1	INDICATOR-NEON	GENERATOR	SOLICO
J03	028-0442	1	RECEPT,UMNL,4 CKT	GENERATOR ON	AMP
J04	028-0446	1	RECEPT,UMNL,15 CKT	CABIN PANEL	AMP
J85	028-0442	1	RECEPT,UMNL,9 CKT	SPEAKERS	AMP
MM01	2W-AVV-300	1	METER,AC VOLTS 0-300	AC LINE VOLTAGE	MODUTEC
MM02	2W-DIV-15	1	METER,DC VOLTS 0-15	DC LINE VOLTAGE	MODUTEC
P05	028-0451	1	PLUG,UMNL,12 CKT	RADIO	AMP
P11	028-0452	1	PLUG,UMNL,15 CKT	HELM SYSTEMS	AMP
P12	028-0450	1	PLUG,UMNL,9 CKT	HELM SYSTEMS	AMP
P64	028-0452	1	PLUG,UMNL,15 CKT	DECK SYSTEMS	AMP
P89	028-0450	1	PLUG,UMNL,9 CKT	DINETTE SHELF	AMP
R10	028-0500	1	HOUSING,ANDERSON,4WAY PNL MT	BATTERY CHARGER	ANDERSON
R11	028-0500	1	HOUSING,ANDERSON,4WAY PNL MT	REFRIGERATOR	ANDERSON
R12	028-0500	1	HOUSING,ANDERSON,4WAY PNL MT	WATER HEATER	ANDERSON
R13	028-0500	1	HOUSING,ANDERSON,4WAY PNL MT	RANGE	ANDERSON
R14	208-0500	1	HOUSING,ANDERSON,4WAY PNL MT	MICROWAVE	ANDERSON
R15	028-0500	1	HOUSING,ANDERSON,4WAY PNL MT	ICEMAKER	ANDERSON
R16	028-0500	1	HOUSING,ANDERSON,4WAY PNL MT	OUTLETS	ANDERSON
R17	028-0500	1	HOUSING,ANDERSON,4WAY PNL MT	HEAD OUTLET	ANDERSON
R18	028-0500	1	HOUSING,ANDERSON,4WAY PNL MT	ENTERTAINMENT OUTLET	ANDERSON
R19	028-0500	1	HOUSING,ANDERSON,4WAY PNL MT	DINETTE OUTLET	ANDERSON
R20	038-0500	1	HOUSING,ANDERSON,4WAY PNL MT	AIR CONDITIONING	ANDERSON
S01	028-0457	1	SWITCH,SPST,CONT III	BILGE BLOWER	CARL SW
S02	028-1179	1	SWITCH,SPDT,CONT III OFF ON CONT III	GENERATOR CONTROL	CARL SW
S03	028-1169	1	SWITCH,DPDT,CONT III	VOLTAGE SELECTOR	CARL SW
TB01	028-0440	1	TERM,BLOCK,10 POS	AC LINE IN	BUSS
TB02	028-0302	1	BUSS BAR,10 POS	SHORE 1 NEUTRAL	BUSS
TB03		1	GROUND STUD	SHORE 2 NEUTRAL	BUSS
TB04		1	BUSS BAR,12 POS	SHORE GROUND	BUSS
TB05	028-0302	1	BUSS BAR,10 POS	PANEL DC RET	BUSS
		3	COVER, 080 ABS BLACK	COVER AC SECTION	
		3	BRACKET,SUPPORT,SHORT	SUPPORT COVER	
		1	BRACKET,SUPPORT,LONG	SUPPORT COVER	



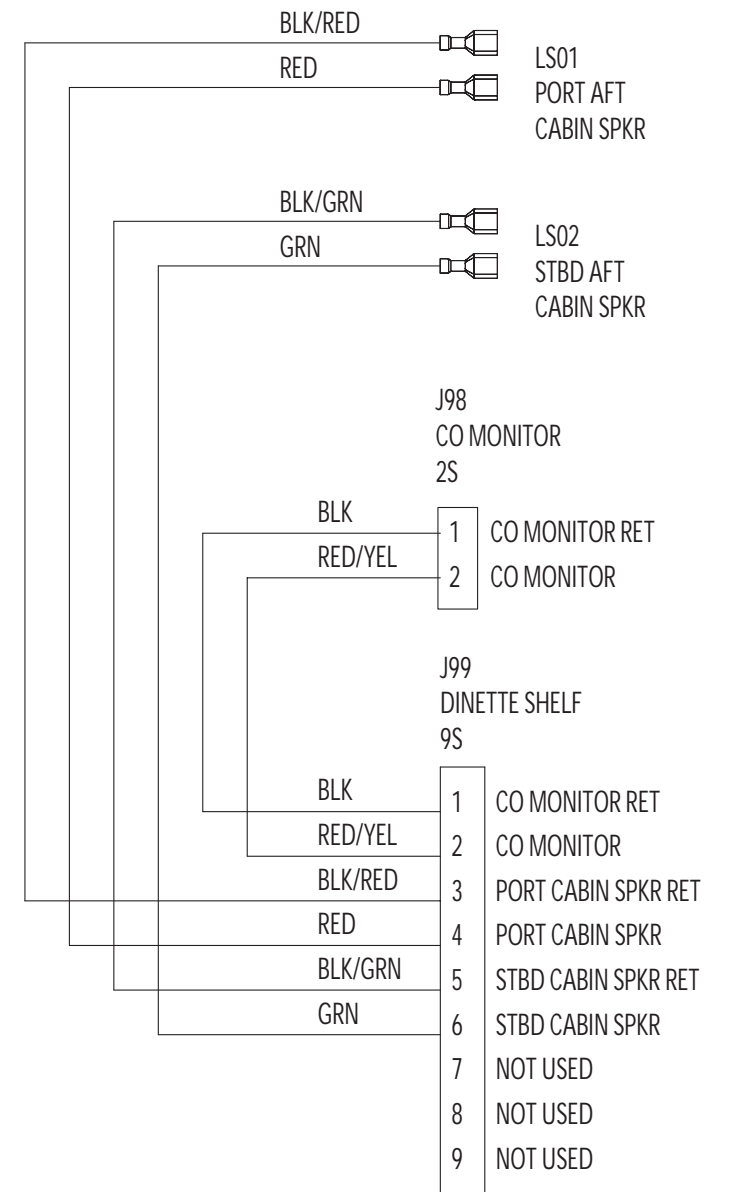
FOUR WINNS WIRE LIST

COLOR	GA	FIRST	PIN	TERM	NOTE	SECOND	PIN	TERM	NOTE	FUNCTION
BLK	10	T801	1	13		C803	LINE1	13		SHORE1 HOT
WHT	10	T801	2	13		C803	LINE2	13		SHORE1 NEUTRAL
GRN	10	T801	3	13		T804	1	13		SHORE2 HOT
BLK	10	T801	4	13		C804	LINE1	13		SHORE2 NEUTRAL
WHT	10	T801	5	13		T804	2	13		SHORE2 HOT
GRN	10	T801	6	13		C804	LINE2	13		SHORE2 NEUTRAL
BLK	10	T801	7	13		C801	LINE1	13		GENERATOR HOT
WHT	10	T801	8	13		C801	LINE2	13		GENERATOR NEUTRAL
GRN	10	T801	9	13		T804	3	13		GENERATOR GROUND
GRN	14	T804	4	13		C801	1	13		PANEL GROUND
BLK	10	C803	LOAD1	13		C805	LINE	13		SYSTEM1 HOT
WHT	10	C803	LOAD2	13		T802	1	13		SYSTEM1 NEUTRAL
BLK	10	C803	LOAD1	13		C801	LOAD2	13		GENERATOR 1 JUMPER
WHT	10	C802	LOAD1	13		C804	LOAD1	13		GENERATOR 2 JUMPER
BLK	10	C802	LOAD2	13		C804	LOAD2	13		GENERATOR 2 JUMPER
BLK	10	C804	LOAD1	13		C814	LINE	13		SYSTEM2 HOT
WHT	10	C804	LOAD2	13		T803	1	13		SYSTEM2 NEUTRAL
BLK	10	C801	LINE1	13		C802	LINE1	13		GENERATOR JUMPER
WHT	10	C801	LINE2	13		C802	LINE2	13		GENERATOR JUMPER
WHT	16	S03	2	02		MM01	+	08		METER +
BLK	16	S03	5	02		T802	2	09		METER -
WHT	16	S03	1	02		T803	2	09		METER +
BLK	16	S03	4	02		C806	LINE	09		METER -
BLK	10	C807	LINE	23		C805	LINE	09		METER +
BLK	10	C810	LINE	23		C808	LINE	13		AC JUMPER
GRN	12	R10	1	23		C809	LOAD	13		BATTERY CHARGER
BLU	12	R11	1	23		C809	LOAD	13		REFRIGERATOR
RED	12	R12	1	23		C807	LOAD	13		WATER HEATER
YEL	12	R13	1	23		C808	LOAD	13		RANGE
YEL	12	R14	1	23		C809	LOAD	13		MICROWAVE
BLU	12	R15	1	23		C810	LOAD	13		KIDNAPER
BLA/RED	12	R16	1	23		C811	LOAD	13		OUTLETS
BLA/RED	12	R17	1	23		C812	LOAD	13		HEAD OUTLET
BLA/RED	12	R18	1	23		C813	LOAD	13		ENTERTAINMENT OUTLET
BLA/RED	12	R19	1	23		C811	LOAD	13		ONETE OUTLET
GRN	12	R20	1	23		C814	LOAD	13		AIR CONDITIONING
BLK	16	S01	7	02	SD	S02	2	02		GENERATOR RET
BLK	16	S03	2	02		S05	+	51		GENERATOR R/LLT
YEL/RED	16	J03	2	42		S02	2	02		GENERATOR START
YEL	16	J03	3	42		S02	2	02		GENERATOR STOP
BLK	16	S02	7	02	SD	S01	3	02		GENERATOR R/LLT RET
BLK	16	S01	7	02	SD	T805	1	09		BLOWER SW LT RET
GRN	12	T804	1	13		R10	3	23		BATTERY CHARGER GROUND
GRN	12	T804	2	13		R11	3	23		REFRIGERATOR GROUND
GRN	12	T804	3	13		R12	3	23		WATER HEATER GROUND
GRN	12	T804	4	13		R13	3	23		RANGE GROUND
GRN	12	T804	5	13		R14	3	23		MICROWAVE GROUND
GRN	12	T804	6	13		R15	3	23		KIDNAPER GROUND
GRN	12	T804	7	13		R16	3	23		OUTLET GROUND
GRN	12	T804	8	13		R17	3	23		HEAD OUTLET GROUND
GRN	12	T804	9	13		R18	3	23		ENTERTAINMENT OUTLET GROUND
GRN	12	T804	10	13		R19	3	23		ONETE OUTLET GROUND
GRN	12	T804	11	13		R20	3	23		AIR CONDITIONING GROUND
WHT	12	T802	2	13		R10	2	23		BATTERY CHARGER NEUTRAL
WHT	12	T802	3	13		R11	2	23		REFRIGERATOR NEUTRAL
WHT	12	T802	4	13		R12	2	23		WATER HEATER NEUTRAL
WHT	12	T802	5	13		R13	2	23		RANGE NEUTRAL
WHT	12	T802	6	13		R14	2	23		MICROWAVE NEUTRAL
WHT	12	T802	7	13		R15	2	23		KIDNAPER NEUTRAL
WHT	12	T802	8	13		R16	2	23		OUTLET NEUTRAL
WHT	12	T802	9	13		R17	2	23		HEAD OUTLET NEUTRAL
WHT	12	T802	10	13		R18	2	23		ENTERTAINMENT OUTLET NEUTRAL
WHT	12	T802	11	13		R19	2	23		ONETE OUTLET NEUTRAL
WHT	12	T802	12	13		R20	2	23		AIR CONDITIONING NEUTRAL
BLK	16	D501	1	51		C803	LINE1	09	SA	SHORE1 OK
BLK	16	D502	1	51		C803	LINE2	09	SA	SHORE1 REVERSE POLARITY
BLK	16	D503	2	51		C804	LINE1	09	SB	SHORE2 OK
BLK	16	D504	2	51		C804	LINE2	09	SB	SHORE2 REVERSE POLARITY
BLK	16	D505	1	51		C803	LINE1	09	SA	SHORE1 OK
BLK	16	D506	1	51		C803	LINE2	09	SA	SHORE1 REVERSE POLARITY
BLK	16	D507	2	51		C804	LINE1	09	SB	SHORE2 OK
BLK	16	D508	2	51		C804	LINE2	09	SB	SHORE2 REVERSE POLARITY
RED	10	C817	LOAD	13		C817	LINE	17		DC MAN
RED/PUR	10	C817	LOAD	13		C817	LINE	07		HELM POWER
RED/PUR	10	C818	LINE	07		C818	LINE	07		HELM POWER
RED/PUR	10	C819	LINE	07		C819	LINE	07		HELM POWER
RED/PUR	10	C820	LINE	07		C820	LINE	07		HELM POWER
RED/PUR	10	C821	LINE	07		C821	LINE	07		HELM POWER
RED/PUR	10	C822	LINE	07		C822	LINE	07		HELM POWER
RED/PUR	10	C823	LINE	07		C823	LINE	07		HELM POWER
RED/PUR	10	C824	LINE	07		C824	LINE	07		HELM POWER
RED/PUR	10	C825	LINE	07		C825	LINE	07		HELM POWER
RED/PUR	10	C826	LINE	07		C826	LINE	07		HELM POWER
RED/PUR	10	C827	LINE	07		C827	LINE	07		HELM POWER
RED/PUR	10	C828	LINE	07		C828	LINE	07		HELM POWER
RED/PUR	10	C829	LINE	07		C829	LINE	07		HELM POWER
RED/PUR	10	C830	LINE	07		C830	LINE	07		HELM POWER
RED/PUR	10	C831	LINE	07		C831	LINE	07		HELM POWER
RED	12	C832	LOAD	13		C832	LINE	07		VHF
RED	12	C833	LINE	07		C834	LINE	07		GPS
RED	12	C834	LINE	07		C835	LINE	07		RADAR
RED	12	C835	LINE	07		C836	LINE	07		ELECTRONICS ACC
RED	10	C847	LOAD	13		MM02	+	08		METER +
RED	10	C837	LINE	13		C838	LINE	13		CABIN POWER
RED	10	C838	LINE	13		C839	LINE	13		CABIN POWER
RED	10	C839	LINE	13		C840	LINE	13		CABIN POWER
RED	10	C840	LINE	13		C841	LINE	07		CABIN POWER
RED	10	C841	LINE	07		C842	LINE	13		CABIN POWER
RED	10	C842	LINE	13		C843	LINE	07		CABIN POWER
RED	10	C843	LINE	07		C844	LINE	07		CABIN POWER
RED	10	C844	LINE	07		C845	LINE	13		CABIN POWER
RED	10	C845	LINE	13		C846	LINE	13		CABIN POWER
RED	10	C846	LINE	13		C848	LINE	13		CABIN POWER
RED	10	C848	LINE	13		C849	LINE	13		CABIN POWER
RED	10	C849	LINE	13		C851	LINE	13		CABIN POWER
RED	10	C851	LINE	13		C852	LINE	07		CABIN POWER
ORNYEL	14	C819	LOAD	02	SE	P11	2	41		BLOWER A
ORNYEL	14	C819	LOAD	02	SE	S01	2	41		BLOWER B
ORNYEL	14	C820	LOAD	02		P11	3	41		WINDLASS
ORNPUR	16	C821	LOAD	02		P11	4	41		INSTRUMENTS
ORNPUR	16	C822	LOAD	02		P11	5	41		COCKPIT L/S
ORNPUR	16	C823	LOAD	02		P11	6	41		NAVWING L/S
ORNGRA	16	C824	LOAD	02		P11	7	41		HELM 12V RECEPT
ORNGRA	16	C825	LOAD	02		P11	8	41		TV/DVD
ORNGRA	16	C826	LOAD	02		P11	9	41		SPOTLIGHT
ORNGRA	16	C827	LOAD	02		P11	10	41		GAS VAPOR DETECTOR
ORNWHT	16	C829	LOAD	02		P11	11	41		HELM ACCESSORY
ORNWHT	16	C830	LOAD	02		P11	12	41		HELM ACCESSORY
ORNWHT	16	C831	LOAD	02		P11	13	41		HELM ACCESSORY
ORNGRN	14	C833	LOAD	02		P12	3	41		VHF
ORNBK	14	C834	LOAD	02		P12	4	41		GPS
ORNBK	14	C835	LOAD	02		P12	5	41		RADAR
ORNBK	14	C836	LOAD	02		P12	6	41		ELECTRONICS ACCESSORY
BLU	16	C837	LOAD	09		D522	+	51		PANEL LT
BLU/BLU	16	C838	LOAD	09		P14	4	41		CABIN LT
BLU/GRA	16	C839	LOAD	09		J04	6	42		HEAD LT
ORNBK	16	C840	LOAD	09		P14	6	41		LOW LEVEL LT
ORNYEL	16	C841	LOAD	09		P14	2	41		CO-MONITOR
ORNBK	16	C842	LOAD	09		J04	8	42		TANK MONITOR
ORNBK	16	C843	LOAD	09		J04	9	42		OVERBOARD DISCHARGE
ORNBK	16	C844	LOAD	09		J04	5	42		WINDLASS LIGHT
ORNGRN	16	C845	LOAD	09		J04	2	42		REFRIGERATOR
ORNGRN	16	C848	LOAD	09	SF	P11	15	41		STEREO REMOTE
ORNGRN	16	C849	LOAD	09	SF	J04	2	41		STEREO
ORNGRN	16	C849	LOAD	09		J04	11	42		12V RECEPT
ORNGRN	16	C852	LOAD	09		J04	10	42		FRESH WATER PUMP
BLK	16	P11	14	41		T805	3	09		REMOTE RET
BLK	16	P12	1	41		T805	2	09		HELM RET
WHT/ORN	16	P12	7	41		P14	12	41		HORN
BLK	16	MM02	+	08		T805	2	09		METER -
BLU/BLK	16	J04	4	42		P14	5	41		STERN LT
BLU/BLU	16	J04	4	42		P14	5	41		GALLEY/VEHICLE LT
ORNBK	16	J04	7	42		P14	7	41		NIGHT LT
ORNBK	16	J04	13	42		C850	LINE	09		FWD BLEE IN
BLU/GRA	16	J04	13	42		C850	LOAD	09		FWD BLEE
BLU/ORN	16	J04	14	42		P14	4	41		VEHICLE LT
BLK	16	P14	1	41		T805	3	09		PORT CABIN LT RET
BLK	16	P14	2	41		T805	4	09		CENTER CABIN LT RET
BLK	16	P14	3	41		T805	5	09		STBD CABIN LT RET
BLK	16	P14	4	41		T805	6	09		CO-MONITOR RET
BLA/RED	16	P14	5	41		T805	7	09		PORT CABIN SPR RET
RED	16	P14	6	41		T805	8	09		STBD CABIN SPR RET
BLA/GRN	16	P14	7	41		T805	9	09		PORT CABIN SPR RET
GRN	16	P14	8	41		T805	10	09		STBD CABIN SPR RET
BLK	16	P15	1	42		T805	8	09		STEREO RET
ORNGRN	16	P15	2	42						

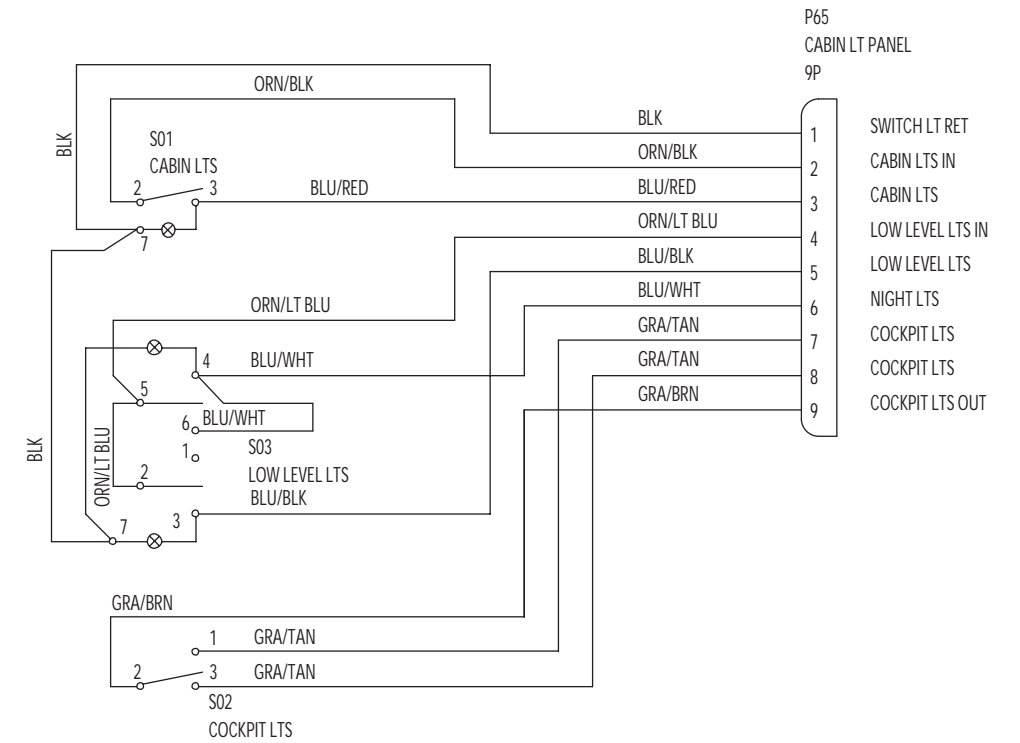
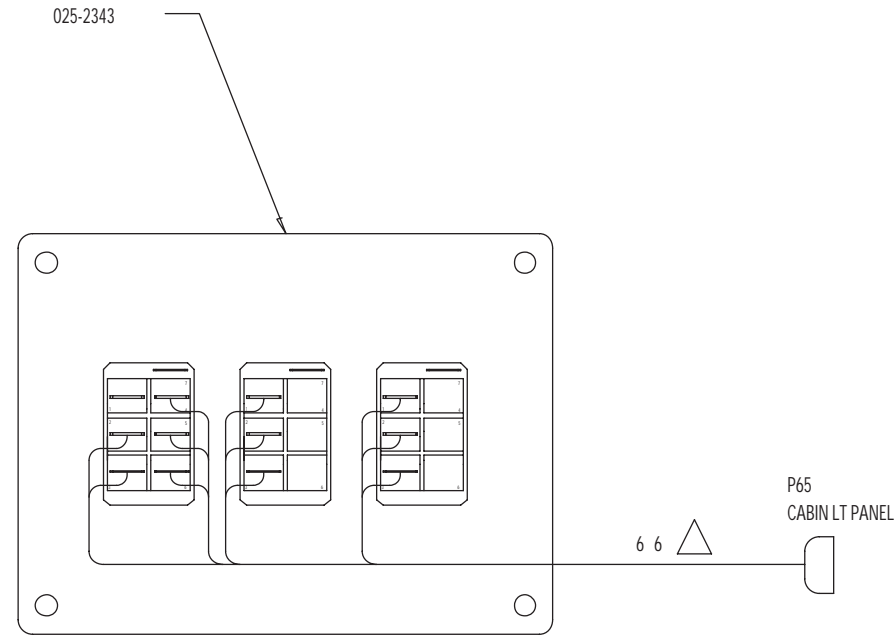
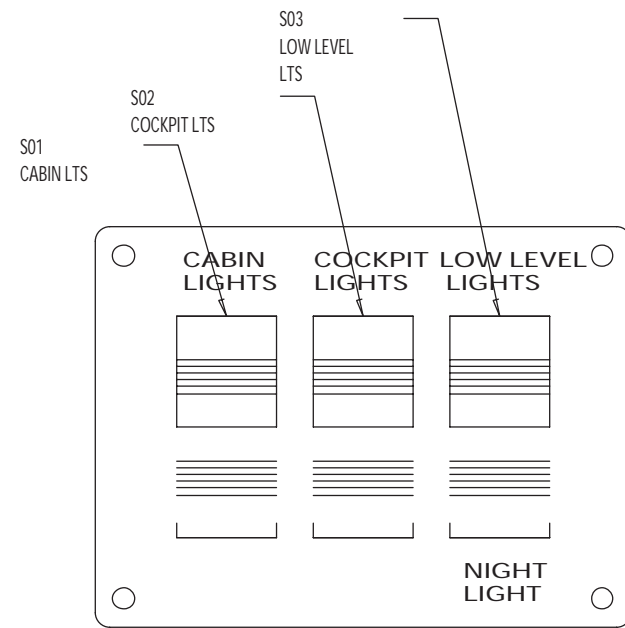


FOUR WINNS PARTS LIST

ITEM	PART NUMBER	QUANTITY	DESCRIPTION	FUNCTION	MANUFACTURER
	028-0390	2	PIN,UMNL,18-14	41	AMP
	028-0454	2	SOCKET,UMNL,18-14	42	AMP
	028-1288	4	TERM,FASTON,205,18-14	63	AMP
LS01		REF	SPEAKER	SPEAKER	
LS02		REF	SPEAKER	SPEAKER	
J98	028-0441	1	RECEPT,UNNL,2 CKT	CO MONITOR	AMP



348 VISTA DINETTE CLOSET HARNESS ASSEMBLY



FOUR WINNS PARTS LIST

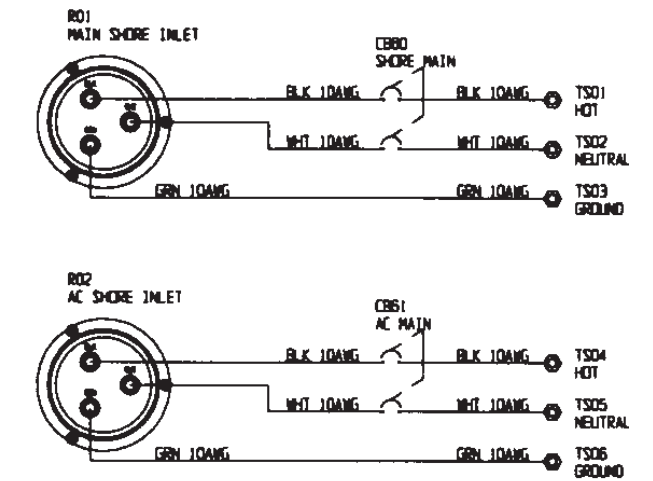
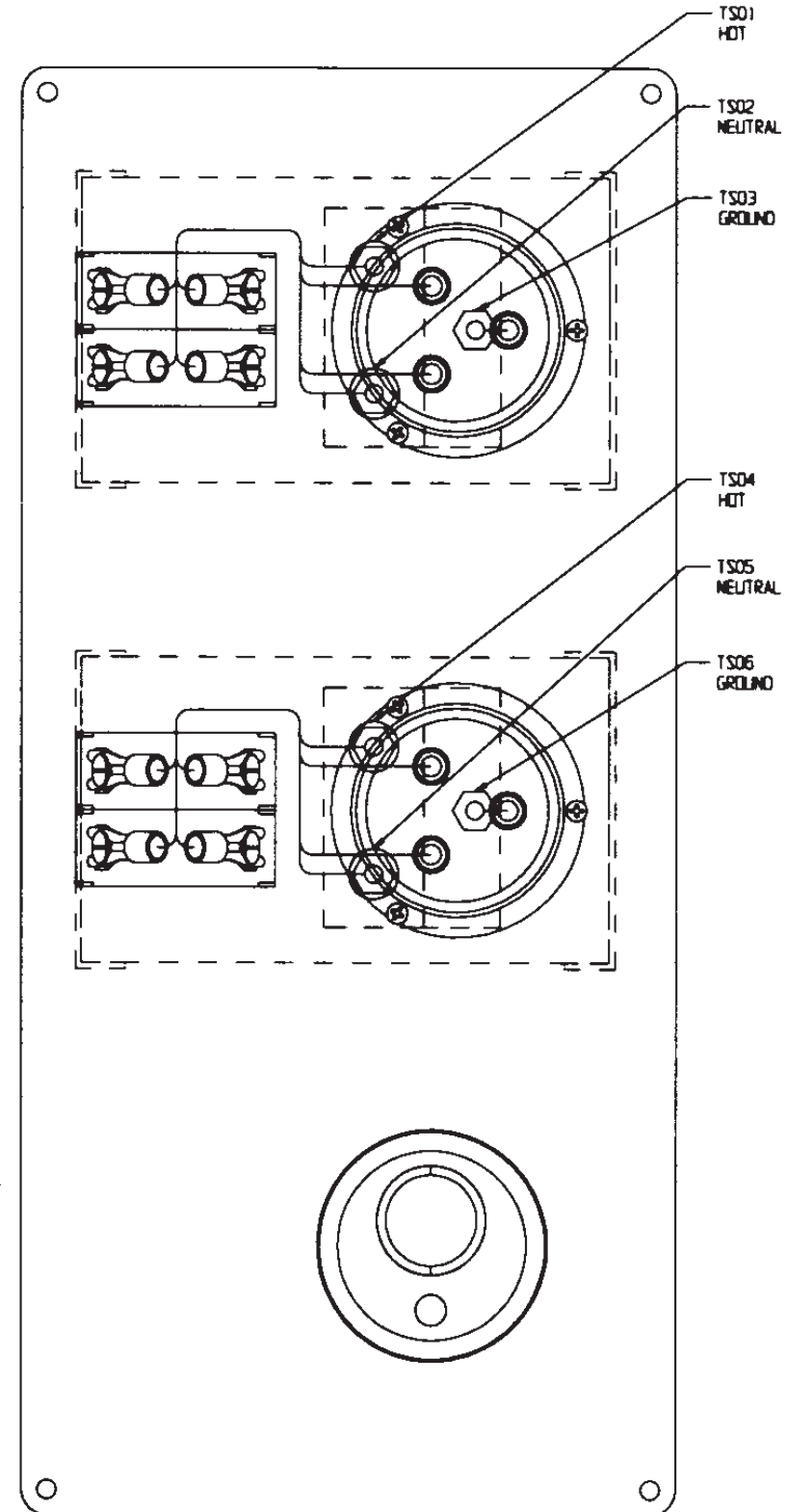
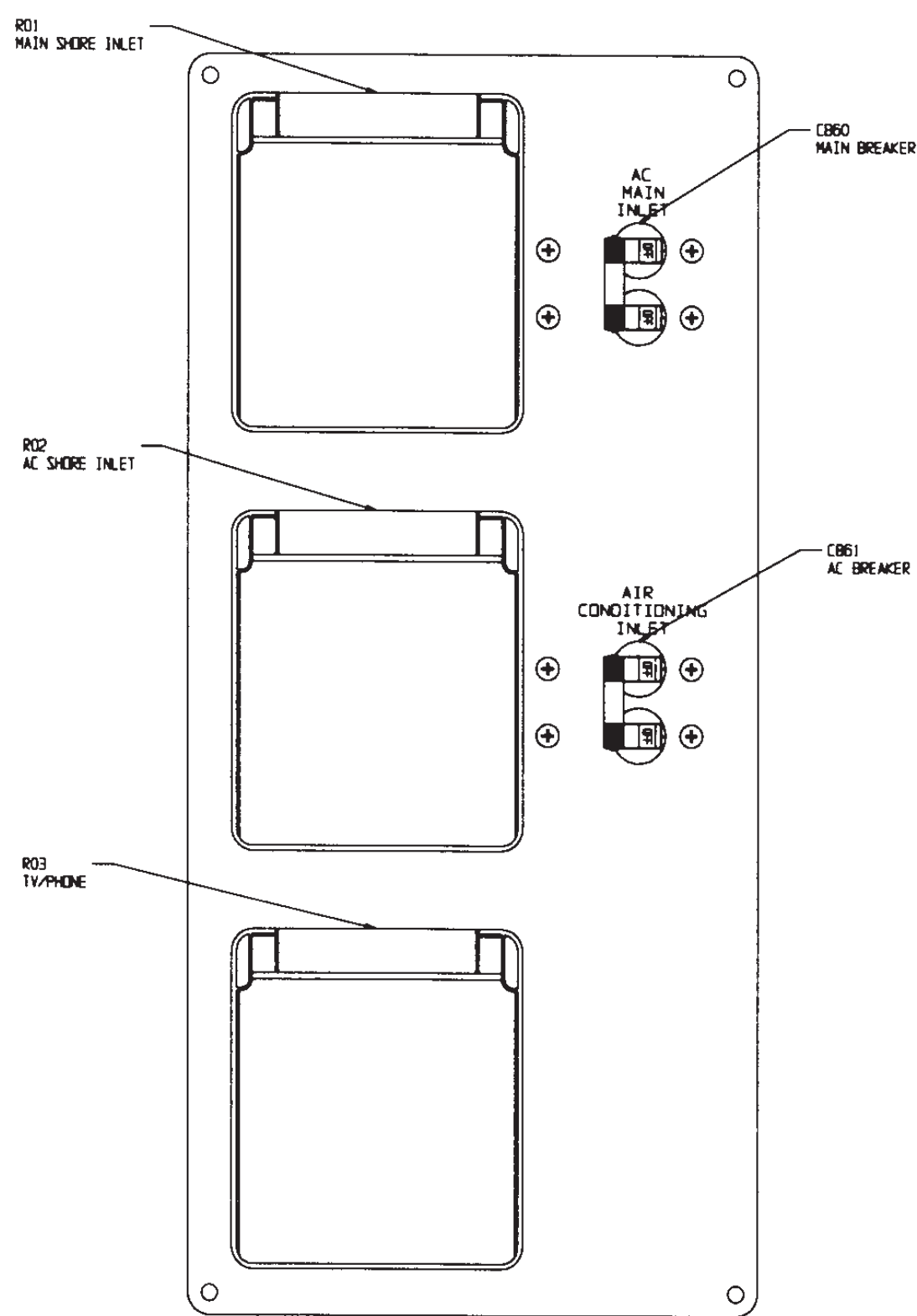
ITEM	PART NUMBER	QUANTITY	DESCRIPTION	FUNCTION	MANUFACTURER
	028-0177	12	RECEPT,FASTON,250,18-14	02	AMP
	028-0390	9	PIN,UMNL,18-14	41	AMP
	025-2343	1	PANEL,BLANK,CABIN LTS	4	
P65	028-0449	1	PLUG,UMNL,9 CKT	CABIN PANEL	AMP
S01	028-0457	1	SWITCH,SPST,CONT III	CABIN LTS	CARL SW
S02	028-1135	1	SWITCH, ON-ON,CONT III	COCKPIT LTS	CARL SW
S03	028-0504	1	SWITCH,DPDT,CONT III	LOW LEVEL LTS	CARL SW

FOUR WINNS WIRE LIST

COLOR	GA	FIRST	PIN	TERM	NOTE	SECOND	PIN	TERM	NOTE	FUNCTION
BLK	16	P65	1	41		S01	7	02	SA	SWITCH LT RET
ORN/BLK	16	P65	2	41		S01	2	02		CABIN LTS IN
BLU/RED	16	P65	3	41		S01	3	02		CABIN LTS
ORN/LT BLU	16	P65	4	41		S03	5	02	SB	LOW LEVEL LTS IN
BLU/BLK	16	P65	5	41		S03	3	02		LOW LEVEL LTS
BLU/WHT	16	P65	6	41		S03	4	02	SC	NIGHT LTS
GRA/TAN	16	P65	7	41		S02	1	02		COCKPIT LTS
GRA/TAN	16	P65	8	41		S02	3	02		COCKPIT LTS
GRA/BRN	16	P65	9	41		S02	2	02		COCKPIT LTS OUT
BLK	16	S01	7	02	SA	S03	7	02		SWITCH LT RET
ORN/T BLU	16	S03	5	02	SB	S03	2	02		LOW LEVEL LT JUMPER
BLU/WHT	16	S03	4	02	SC	S03	6	02		NIGHT LT JUMPER

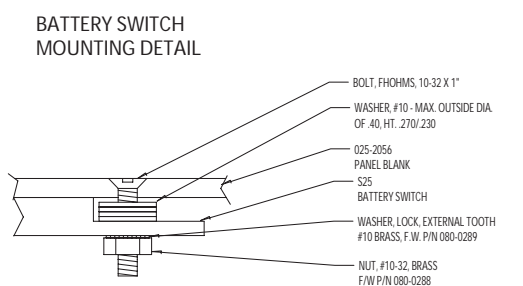
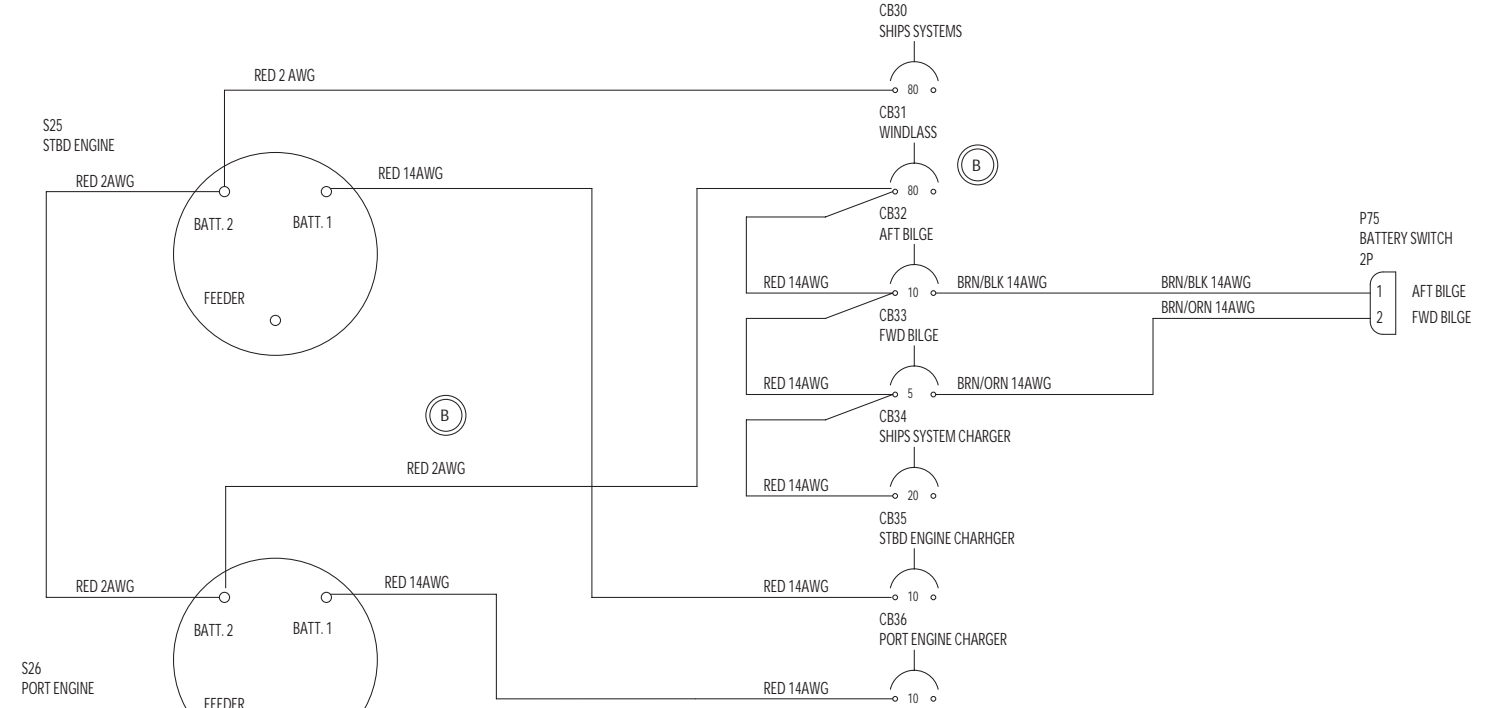
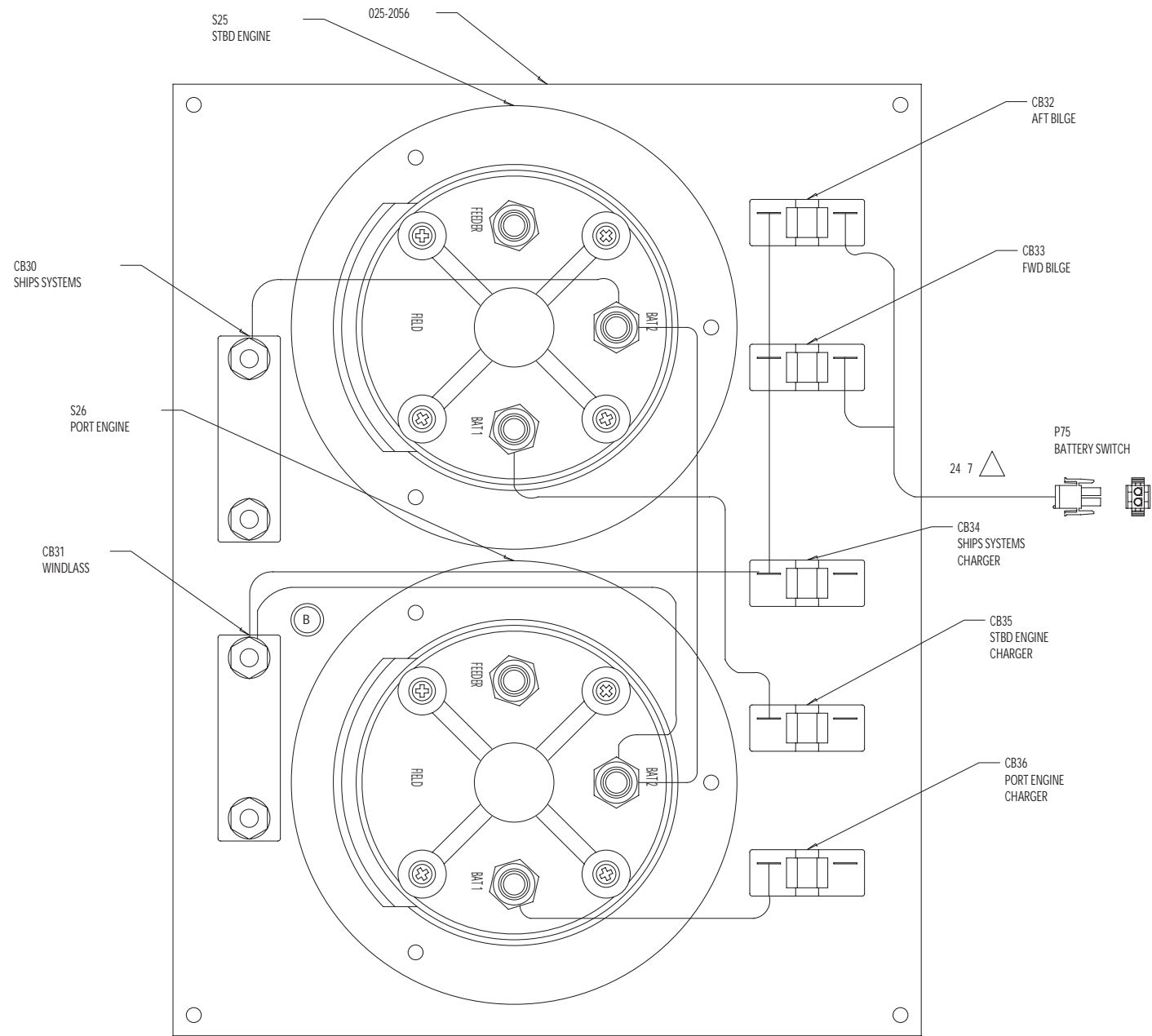
2002 348 VISTA CABIN LIGHTS PANEL ASSEMBLY

VISTA



FOUR WINNS PARTS LIST

ITEM	PART NUMBER	QUANTITY	DESCRIPTION	FUNCTION	MANUFACTURER
	020-0200	14	TERM. SS. #10-12-10	21	AWP
	025-2082		PANEL, BLANK, SHORE INLET	BLANK PANEL	
CB60	028-0404		BREAKER, 30A, DP	SHORE MAIN	CARL SV
CB61	028-0404		BREAKER, 30A, DP	SHORE AC	CARL SV
R01	085-0057		INLET, DOCKSIDE POWER		WATINCO
R02	085-0057		INLET, DOCKSIDE POWER		WATINCO
R03	085-1100		INLET, PHONE/TV	PHONE/TV	WATINCO
TS01			SCREW, #10-24 X 1/2", BRASS	SHORE MAIN HOT	
TS02			SCREW, #10-24 X 1/2", BRASS	SHORE MAIN NEUTRAL	
TS03			SCREW, #10-24 X 1/2", BRASS	SHORE MAIN GROUND	
TS04			SCREW, #10-24 X 1/2", BRASS	SHORE AC HOT	
TS05			SCREW, #10-24 X 1/2", BRASS	SHORE AC NEUTRAL	
TS06			SCREW, #10-24 X 1/2", BRASS	SHORE AC GROUND	

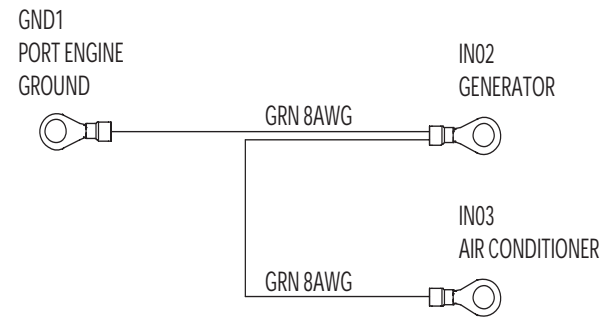


FOUR WINNS PARTS LIST

ITEM	PART NUMBER	QUANTITY	DESCRIPTION	FUNCTION	MANUFACTURER
	028-0177	7	TERMAFASTON_250.18-14	02	AMP
	028-0399	4	TERM.BRNG.310.2	18	AMP
	028-0193	2	TERM.BRNG.310.16-14	11	AMP
		2	TERM.BRNG.114.2	31	AMP
	028-0192	1	TERM.BRNG.114.16-14	10	AMP
	028-0390	2	PIN.LOARL.16-14	41	AMP
	025-2056	1	PANEL.BLANK.BATTERY SWITCH		
CB30	028-0482	1	BREAKER.20A	SHIPS SYSTEMS	CARL SW
CB31	028-0482	1	BREAKER.20A	WINDLASS	CARL SW
CB32	028-0396	1	BREAKER.10A	AFT BILGE	MP
CB33	028-0393	1	BREAKER.15A	FWD BILGE	MP
CB34	028-0397	1	BREAKER.20A	SHIPS SYSTEM CHARGER	MP
CB35	028-0396	1	BREAKER.10A	STBD ENGINE CHARGER	MP
CB36	028-0396	1	BREAKER.10A	PORT ENGINE CHARGER	MP
S25	028-0485	1	SWITCH.DUAL.BATTERY	STBD ENGINE SWITCH	GUEST
S26	028-0485	1	SWITCH.DUAL.BATTERY	PORT ENGINE SWITCH	GUEST

FOUR WINNS WIRE LIST

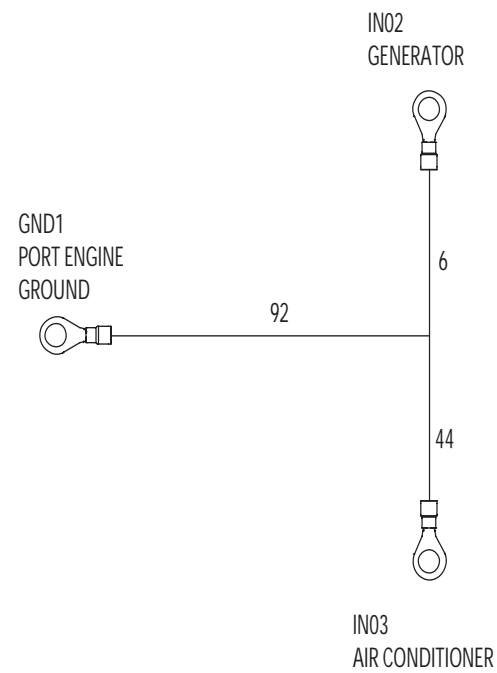
COLOR	GA	FIRST	PIN	TERM	NOTE	SECOND	PIN	TERM	NOTE	FUNCTION
RED	2	S25	BAT2	18		CB30	LINE	31		SHIPS SYSTEMS
RED	2	S26	BAT2	18		CB31	LINE	31		WINDLASS
RED	14	CB31	LINE	10		CB32	LINE	02	SA	AFT BILGE IN
RED	14	CB32	LINE	02	SA	CB33	LINE	02	SB	FWD BILGE IN
RED	14	CB33	LINE	02	SB	CB34	LINE	02		SHIPS SYSTEM CHARGER
RED	14	S25	BAT1	11		CB35	LINE	02		STBD ENGINE CHARGER
RED	14	S26	BAT1	11		CB36	LINE	02		PORT ENGINE CHARGER
RED	2	S25	BAT2	18		S26	BAT2	18		BATTERY SWITCH JUMPER
BRN/BLK	14	CB32	LOAD	02		P75	1	41		AFT BILGE
BRN/ORN	14	CB33	LOAD	02		P75	2	41		FWD BILGE



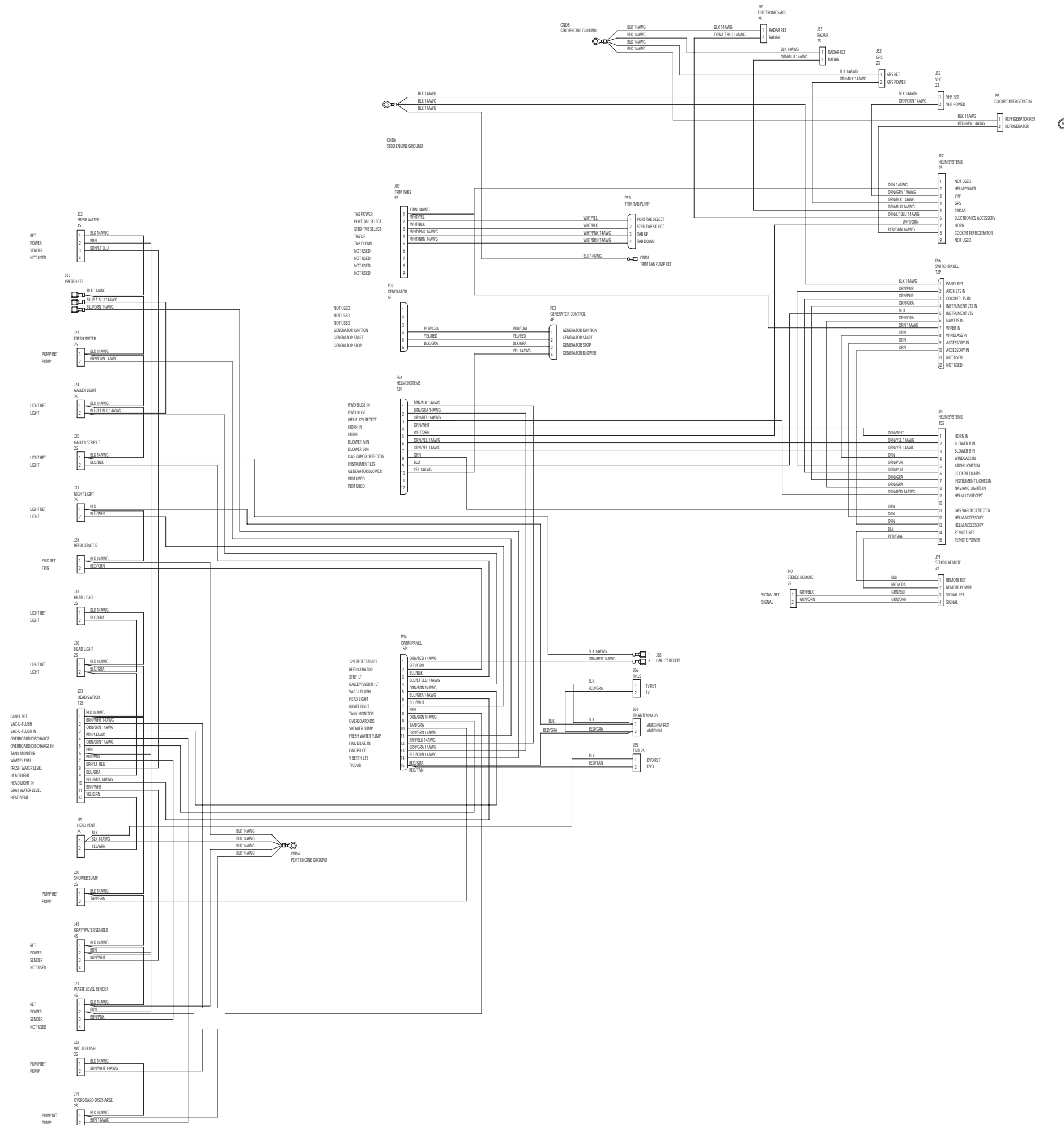
FOUR WINNS PARTS LIST

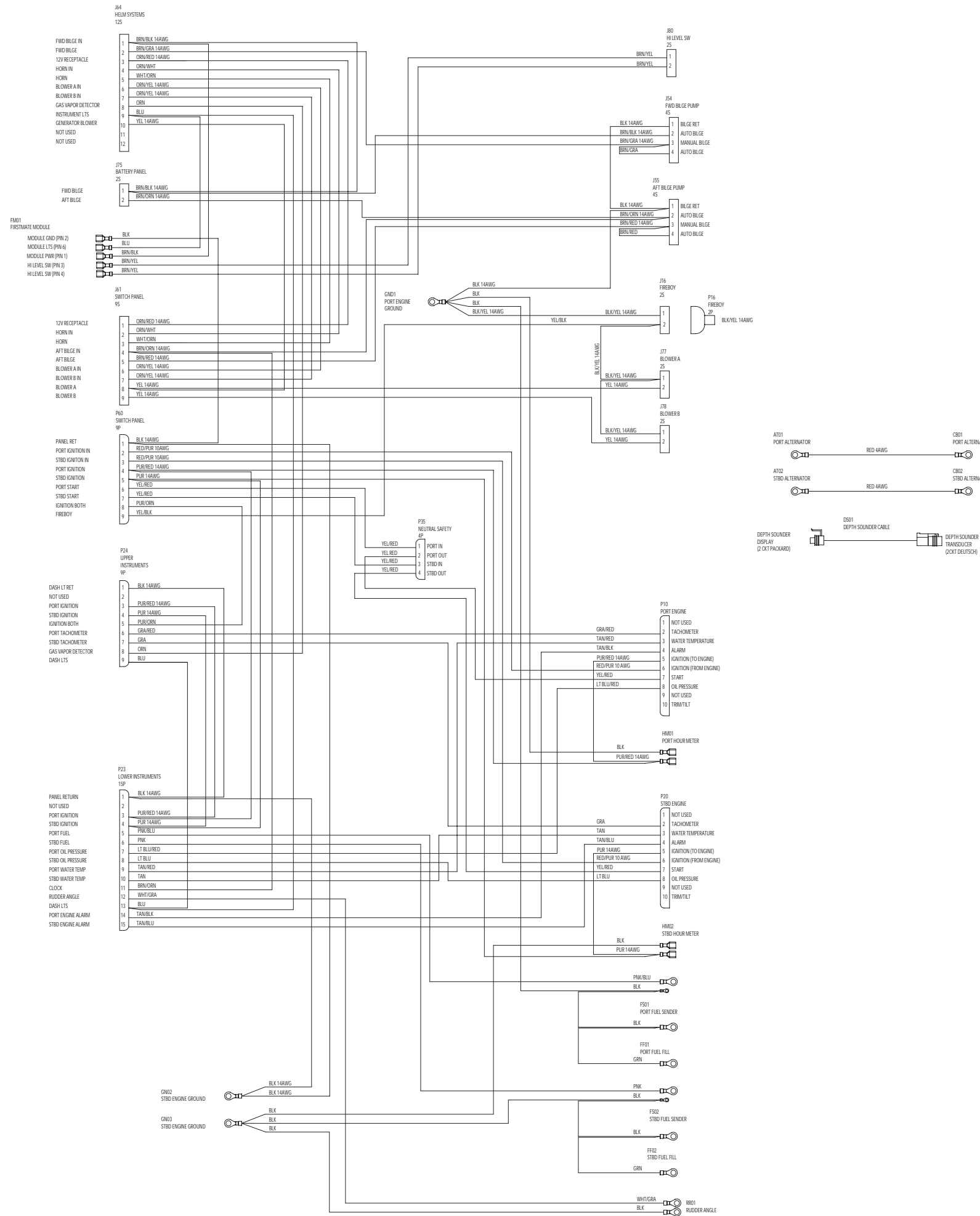
ITEM	PART NUMBER	QUANTITY	DESCRIPTION	FUNCTION	MANUFACTURER
	028-0198	2	TERM,RING,#10,8	17	AMP
	028-0316	1	TERM,RING,3/8,8	25	AMP
GND1		REF	ENGINE GROUND		
IN02		REF	THRU HULL,GENERATOR	GENERATOR	
IN03		REF	THRU HUL,AIR CONDITIONING	AIR CONDITIONING	

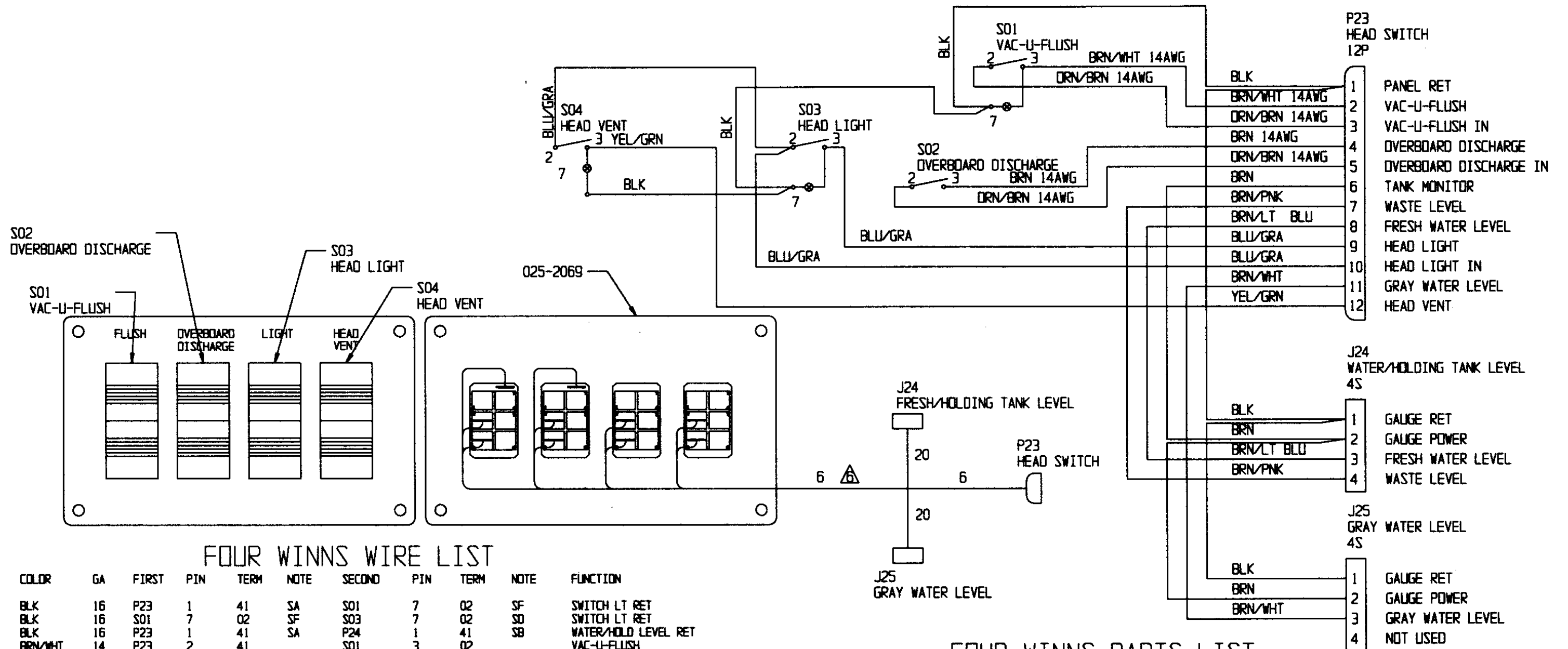
FOUR WINNS WIRE LIST



COLOR	GA	FIRST	PIN	TERM	NOTE	SECOND	PIN	TERM	NOTE	FUNCTION
GRN	8	GND1	1	25		IN02	1	17	SA	GENERATOR BONDING
GRN	8	IN02	1	17	SA	IN03	1	17		AC BONDING







FOUR WINNS WIRE LIST

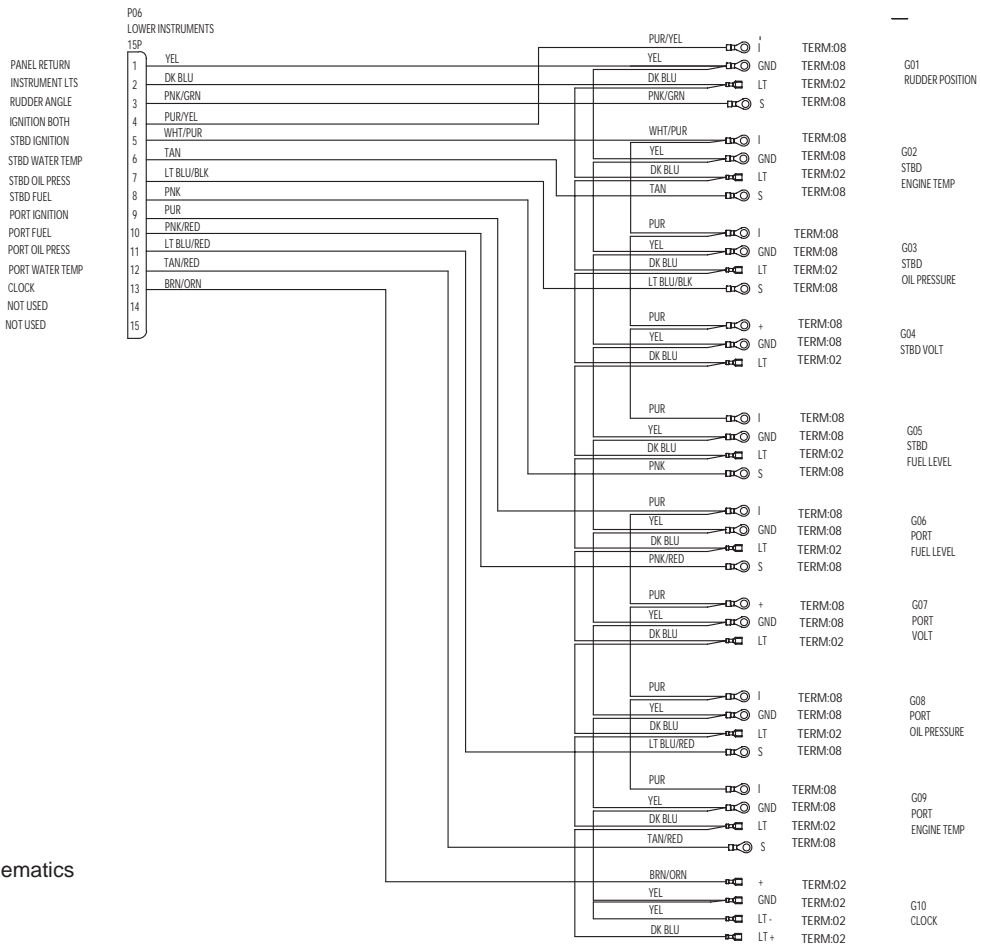
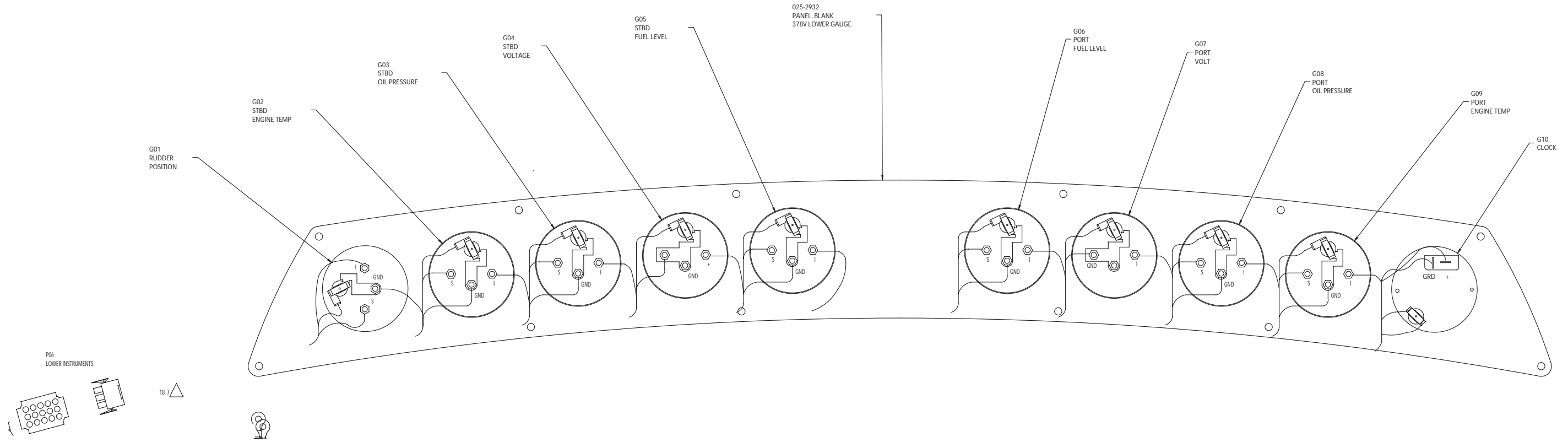
COLOR	GA	FIRST	PIN	TERM	NOTE	SECOND	PIN	TERM	NOTE	FUNCTION
BLK	16	P23	1	41	SA	S01	7	02	SF	SWITCH LT RET
BLK	16	S01	7	02	SF	S03	7	02	SD	SWITCH LT RET
BLK	16	P23	1	41	SA	P24	1	41	SB	WATER/HOLD LEVEL RET
BRN/WHT	14	P23	2	41		S01	3	02		VAC-U-FLUSH
DRN/BRN	14	P23	3	41		S01	2	02		VAC-U-FLUSH IN
BRN	14	P23	4	41		S02	3	02		OVERBOARD DISCHARGE
DRN/BRN	14	P23	5	41		S02	2	02		OVERBOARD DISCHARGE IN
BRN	16	P23	6	41		J24	2	42	SC	WATER/HOLD LEVEL +
BRN/PNK	16	P23	7	41		J24	4	42		WASTE LEVEL
BRN/LT BLU	16	P23	8	41		J24	3	42		FRESH WATER LEVEL
BLU/GRA	16	P23	9	41		S03	3	02		HEAD LT
BLU/GRA	16	P23	10	41		S03	2	02	SE	HEAD LT IN
BRN/WHT	16	P23	11	41		J25	3	42		GRAY LEVEL
BLK	16	J24	1	42	SB	J25	1	42		GRAY LEVEL RET
BRN	16	J24	2	42	SC	J25	2	42		GRAY LEVEL +
BLK	16	S03	7	02	SD	S04	7	02		SWITCH LT RET
BLU/GRA	16	S03	2	02	SE	S04	2	02		HEAD VENT IN
YEL/GRN	16	S04	3	02		P23	12	41		HEAD VENT

FOUR WINNS PARTS LIST

ITEM	PART NUMBER	QUANTITY	DESCRIPTION	FUNCTION	MANUFACTURER
	028-0177	11	RECEPT,FASTON, .250,18-14	02	AMP
	028-0390	12	PIN,UMNL,18-14	41	AMP
	028-0454	7	SOCKET,UMNL,18-14	42	AMP
	025-2069	1	PANEL,BLANK,CABIN LTS		HEAD PANEL
J24	028-0441	1	RECEPT,UMNL,4 CKT		WASTE/HOLDING LEVEL
J25	028-0441	1	RECEPT,UMNL,4 CKT		GRAY WATER LEVEL
P23	028-0449	1	PLUG,UMNL,9 CKT		HEAD SWITCH
S01	028-0457	1	SWITCH,UNLIT ON OFF,CONT III		VAC-U-FLUSH
S02	028-0456	1	SWITCH,UNLIT (ON) OFF,CONT III		OVERBOARD DISCHARGE
S03	028-0457	1	SWITCH,SPST ON OFF,CONT III		HEAD LIGHT
S04	028-0457	1	SWITCH,SPST,ON OFF,CONT III		HEAD VENT

348 VISTA
HEAD SWITCH
PANEL ASSEMBLY

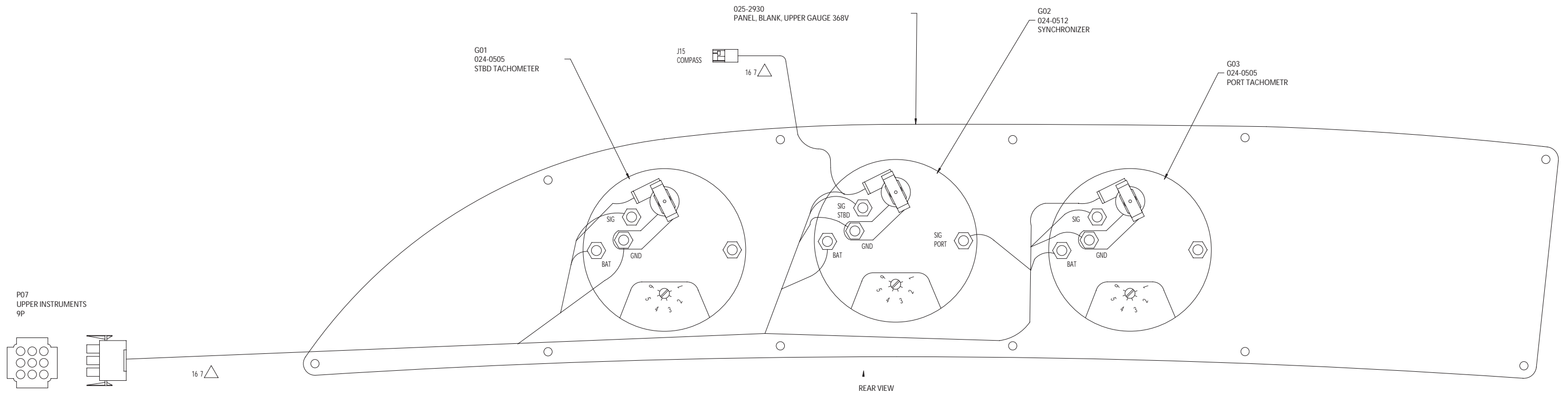
025-2932
PANEL BLANK
378V LOWER GAUGE



FOUR WINNS PARTS LIST

ITEM	PART NUMBER	QUANTITY	DESCRIPTION	FUNCTION	MANUFACTURER
	028-0177	14	TERM.FASTON .250,18-14	02	AMP
	028-0189	25	TERMINAL RING PG.#8,16-14	08	AMP
	028-0390	14	SOCKET,UMNL,18-14	41	AMP
	025-2932	1	PANEL BLANK, LOWER GAUGE, 378V		
P06	028-0452	1	PLUG,UMNL,15-CKT	LOWER INSTRUMENTS	AMP
G01	024-0504	1	GAUGE, RUDDER ANGLE	RUDDER ANGLE	FARIA
G02	024-0507	1	GAUGE, WATER TEMP, FARIA	STBD WATER TEMP	FARIA
G03	024-0509	1	GAUGE, OIL PRESSURE, FARIA	STBD OIL PRESSURE	FARIA
G04	024-0510	1	GAUGE, VOLTAGE, FARIA	STBD VOLTAGE	FARIA
G05	024-0511	1	GAUGE, FUEL, FARIA	STBD FUEL QUANTITY	FARIA
G06	024-0511	1	GAUGE, FUEL, FARIA	PORT FUEL QUANTITY	FARIA
G07	024-0510	1	GAUGE, VOLTAGE, FARIA	PORT VOLTAGE	FARIA
G08	024-0509	1	GAUGE, OIL PRESSURE, FARIA	PORT OIL PRESSURE	FARIA
G09	024-0507	1	GAUGE, WATER TEMP, FARIA	PORT WATER TEMP	FARIA
G10	024-0513	1	CLOCK	CLOCK	FARIA

378 VISTA
LOWER GAUGE
PANEL ASSEMBLY

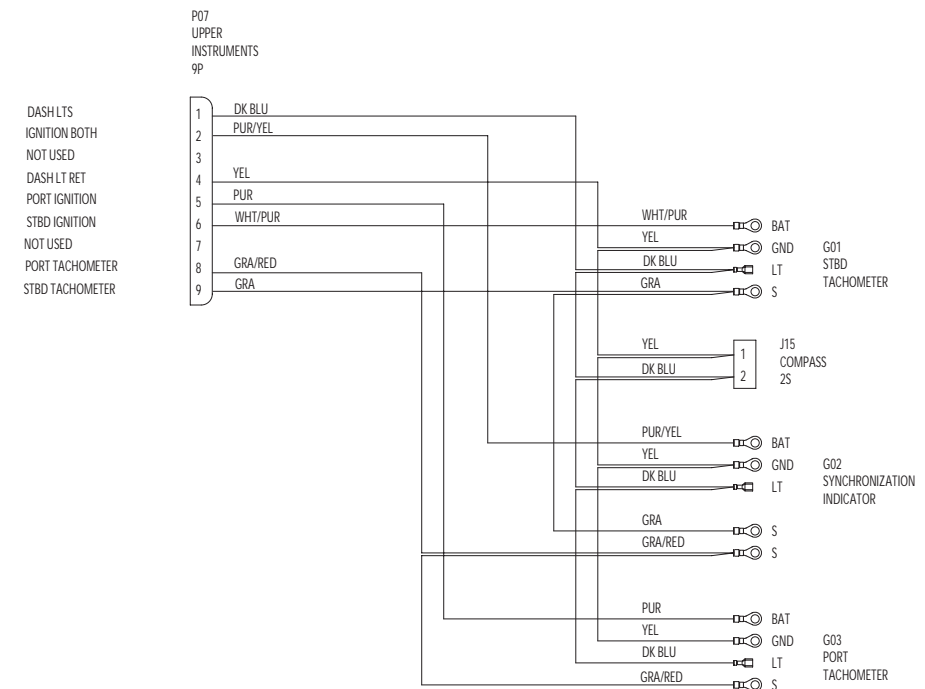


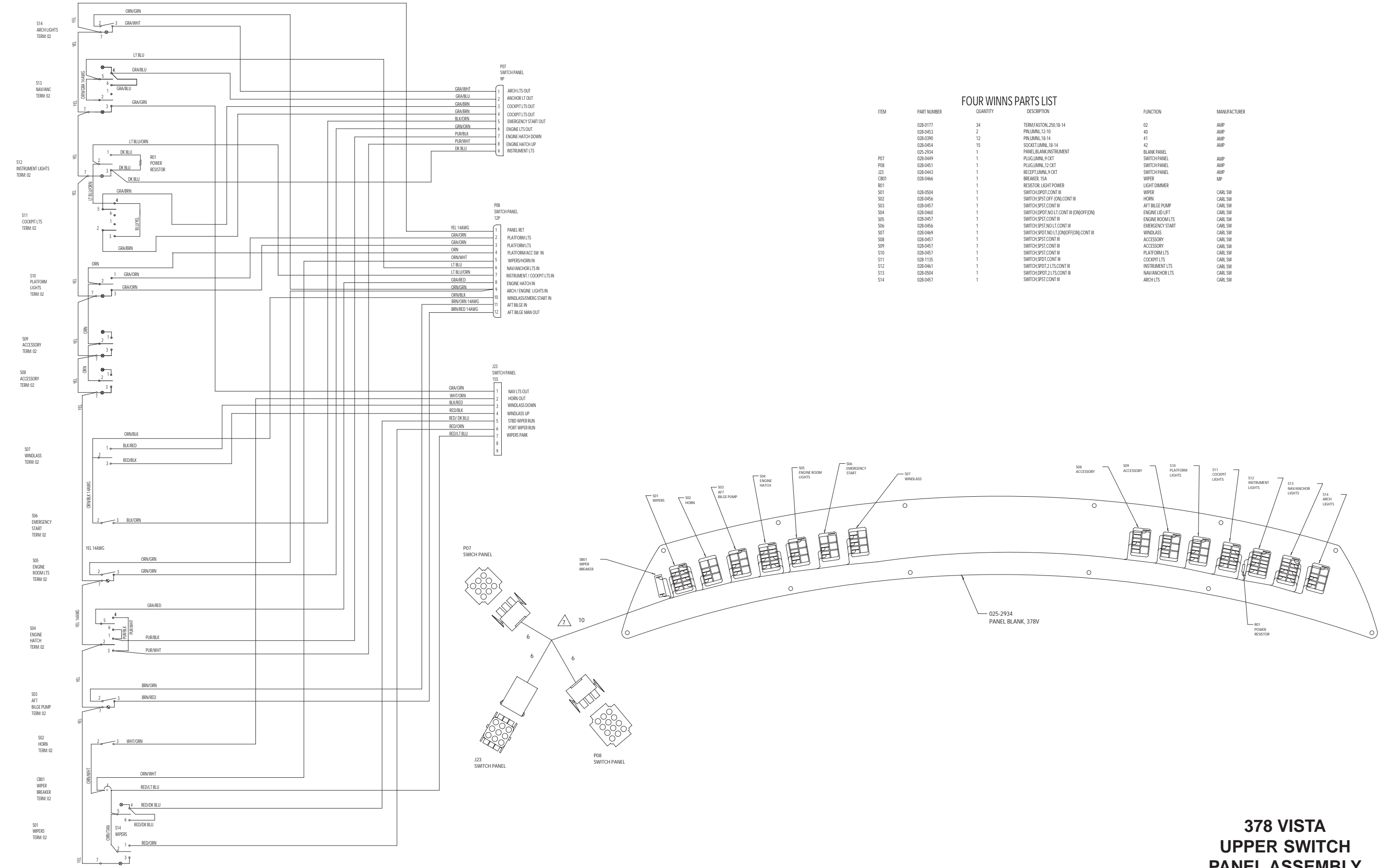
FOUR WINNS PARTS LIST

ITEM	PART NUMBER	QUANTITY	DESCRIPTION	FUNCTION	MANUFACTURER
	028-0177	3	TERM.FASTON, 250,18-14	02	AMP
	028-0189	10	TERM.RING,#8,16-14	08	AMP
	028-0390	7	PIN,UMNL,18-14	41	AMP
	028-0454	2	SOCKET,UMNL,18-14	42	AMP
	025-2930	1	PANEL,BLANK,IGNI/SWTICH, 338V		
P07	028-0449	1	PLUG,UMNL,9 CKT	UPPER INSTRUMENTS	AMP
J15	028-0441	1	RECEPT,UMNL, 2 CKT	COMPASS	AMP
G01	024-0505	1	GAUGE,TACH, FARIA 6000RPM, TC9395	STBD TACHOMETER	FARIA
G02	024-0512	1	GAUGE, SYNCRO, FARIA	SYNCRONIZER	FARIA
G03	024-0505	1	GAUGE,TACH, FARIA 6000RPM, TC9395	PORT TACHOMETER	FARIA

FOUR WINNS WIRE LIST

COLOR	GA	FIRST	PIN	TERM	NOTE	SECOND	PIN	TERM	NOTE	FUNCTION
DK BLU	16	P07	1	41		G01	LT	02	SA	STBD TACH LT
PUR/YEL	16	P07	2	41		G02	BAT	08		SYNC POWER
YEL	16	P07	4	41		G01	GND	08	SD	STBD TACH GND
PUR	16	P07	5	41		G03	BAT	08		PORT TACH POWER
WHT/PUR	16	P07	6	41		G01	BAT	08		STBD TACH POWER
GRA/RED	16	P07	8	41		G02	S	08	SG	SYNC PORT TACH SIGNAL
GRA	16	P07	9	41		G01	S	08	SH	STBD TACH SIGNAL
DK BLU	16	G01	LT	02	SA	J15	2	42	SB	COMPASS LT
DK BLU	16	J15	2	42	SB	G02	LT	02	SC	SYNC LT
DK BLU	16	G02	LT	02	SC	G03	LT	02		PORT TACH LT
GRA/RED	16	G02	S	08	SG	G03	S	08		PORT TACH SIGNAL
YEL	16	G01	GND	08	SD	J15	1	42	SE	COMPASS RET
YEL	16	J15	1	42	SE	G02	GND	08	SF	SYNC RET
YEL	16	G02	GND	08	SF	G03	GND	08		PORT TACH RET

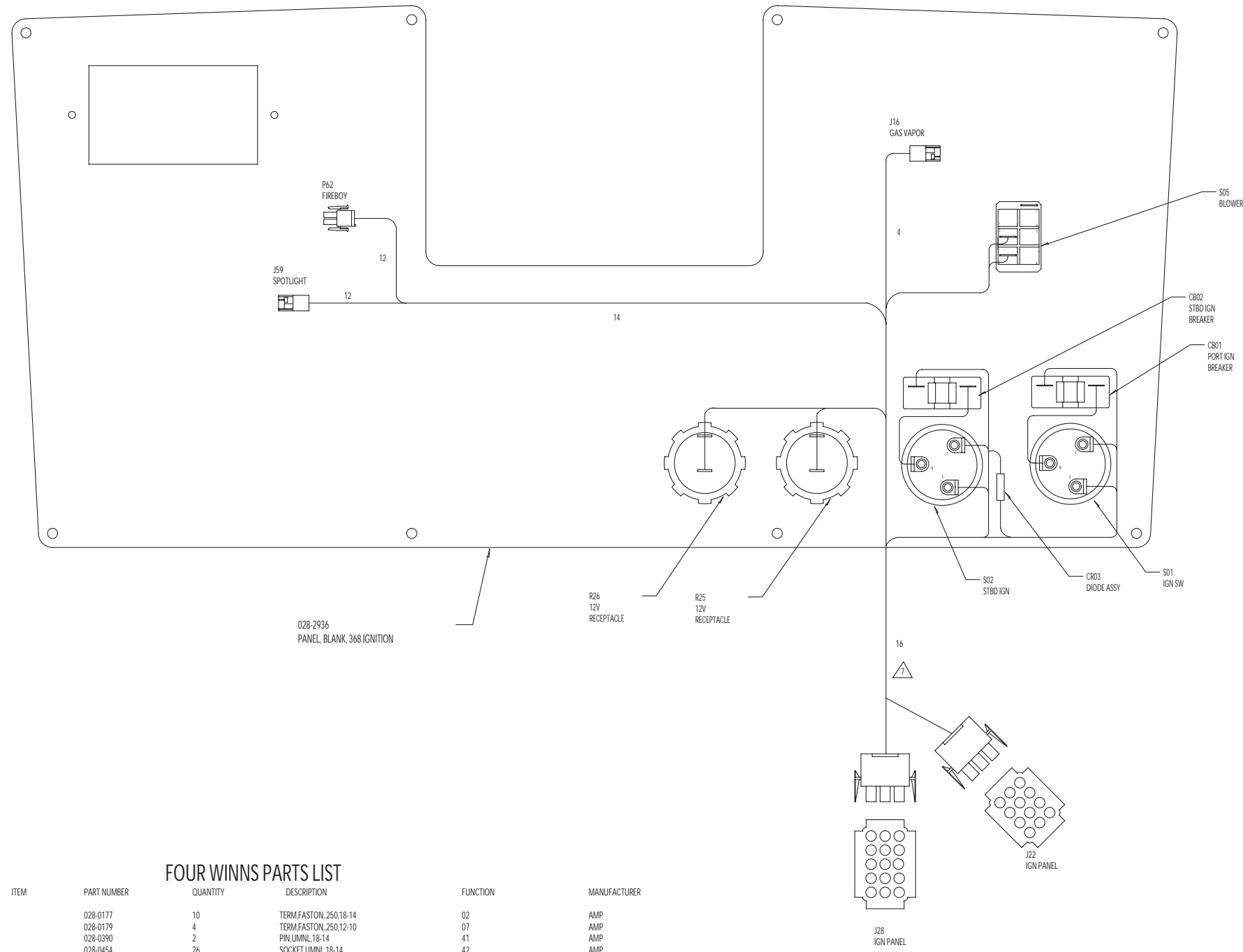
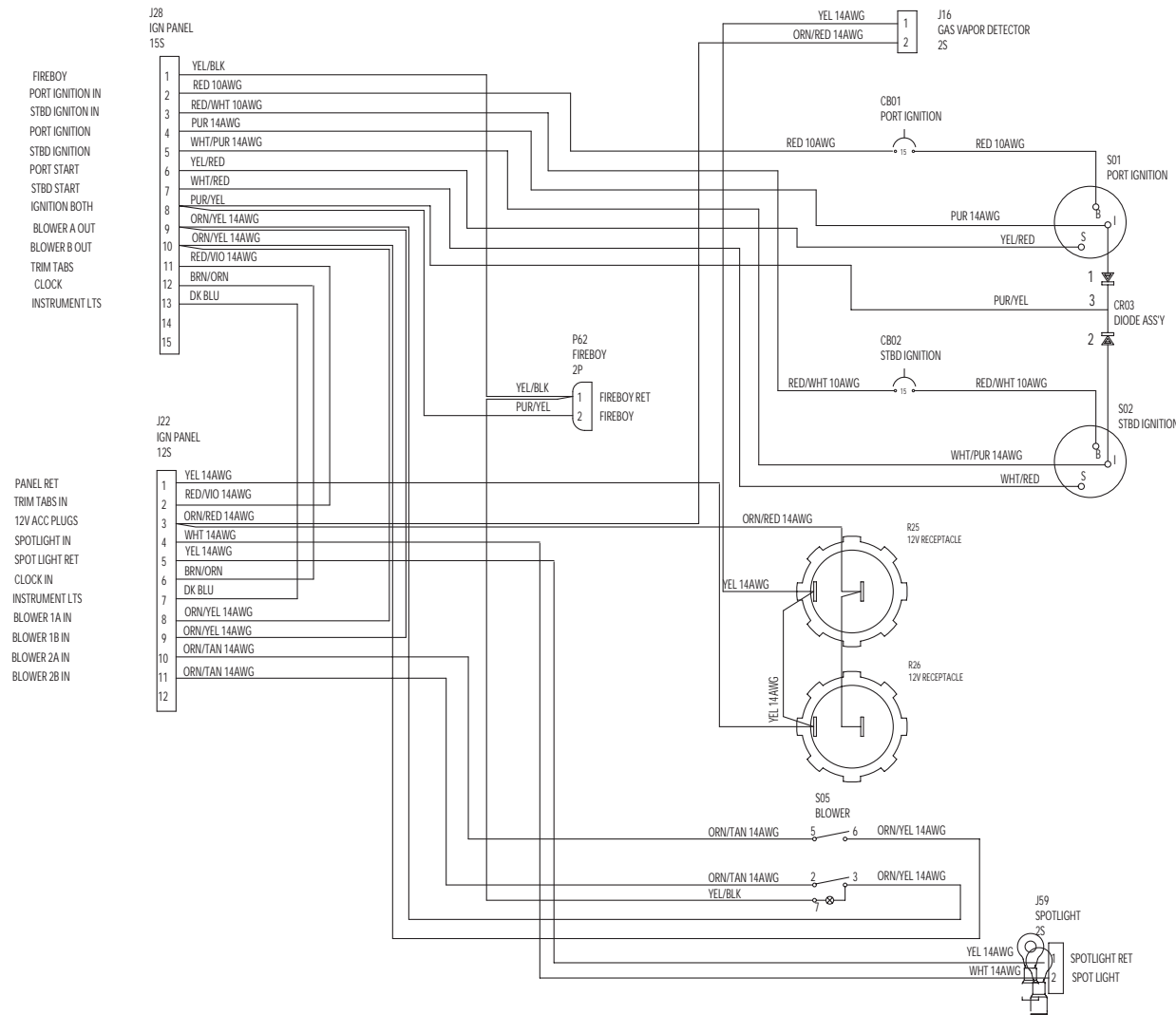




FOUR WINNS PARTS LIST

ITEM	PART NUMBER	QUANTITY	DESCRIPTION	FUNCTION	MANUFACTURER
		34	TERM FASTON, 250, 18-14	02	AMP
		2	PN UMNL, 12-10	40	AMP
		12	PN UMNL, 18-14	41	AMP
		15	SOCKET UMNL, 18-14	42	AMP
	025-2934	1	PANEL BLANK INSTRUMENT	BLANK PANEL	
P07	028-0449	1	PLUG UMNL, 9 CKT	SWITCH PANEL	AMP
P08	028-0451	1	PLUG UMNL, 12 CKT	SWITCH PANEL	AMP
J23	028-0443	1	RECEPT UMNL, 9 CKT	SWITCH PANEL	AMP
CB01	028-0466	1	BREAKER, 15A	WIPER	MP
R01		1	RESISTOR, LIGHT POWER	LIGHT DIMMER	
S01	028-0504	1	SWITCH DPDT, CONT III	WIPER	CARL SW
S02	028-0456	1	SWITCH SPST OFF (ON), CONT III	HORN	CARL SW
S03	028-0457	1	SWITCH SPST, CONT III	AFT BILGE PUMP	CARL SW
S04	028-0460	1	SWITCH DPDT, NO LT, CONT III (ON/OFF/ON)	ENGINE LID LIFT	CARL SW
S05	028-0457	1	SWITCH SPST, CONT III	ENGINE ROOM LTS	CARL SW
S06	028-0456	1	SWITCH SPST, NO LT, CONT III	EMERGENCY START	CARL SW
S07	028-0469	1	SWITCH SPDT, NO LT, (ON/OFF/ON), CONT III	WINDLASS	CARL SW
S08	028-0457	1	SWITCH SPST, CONT III	ACCESSORY	CARL SW
S09	028-0457	1	SWITCH SPST, CONT III	ACCESSORY	CARL SW
S10	028-0457	1	SWITCH SPST, CONT III	PLATFORM LTS	CARL SW
S11	028-1135	1	SWITCH SPDT, CONT III	COCKPIT LTS	CARL SW
S12	028-0461	1	SWITCH SPDT, 2 LTS, CONT III	INSTRUMENT LTS	CARL SW
S13	028-0504	1	SWITCH DPDT, 2 LTS, CONT III	NAV/ANCHOR LTS	CARL SW
S14	028-0457	1	SWITCH SPST, CONT III	ARCH LTS	CARL SW

**378 VISTA
UPPER SWITCH
PANEL ASSEMBLY**
Page 3



change to pins 41

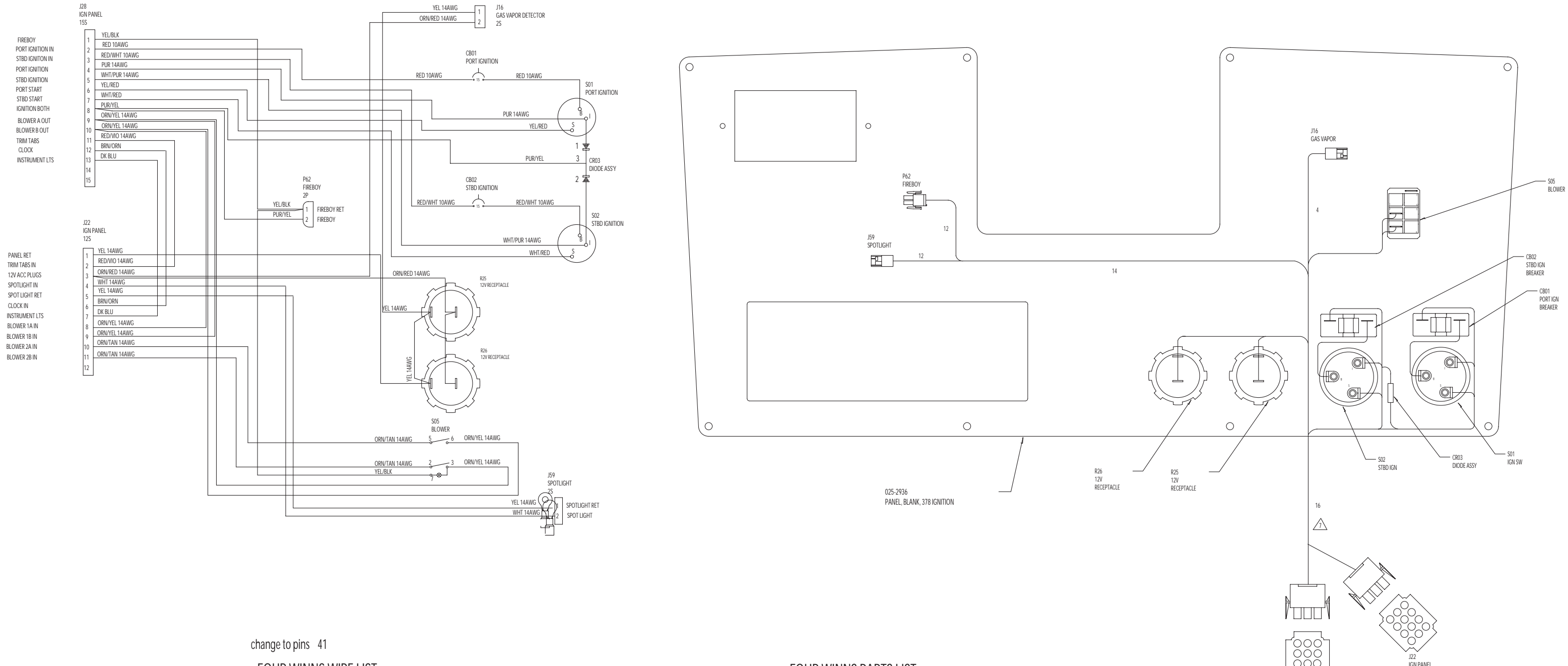
FOUR WINNS WIRE LIST

COLOR	GA	FIRST	PIN	TERM	NOTE	SECOND	PIN	TERM	NOTE	FUNCTION
YEL/BLK	16	J28	1	42		P62	1	41	SA	FIREBOY
YEL/BLK	16	P62	1	41	SA	S05	7	02		BLOWER SW RET
RED	10	J28	2	43		CB01	LINE	07		PORT IGN IN
RED/WHT	10	J28	3	43		CB02	LINE	07		STBD IGN IN
PUR	14	J28	4	42		S01	1	02		PORT IGN
WHT/PUR	14	J28	5	42		S02	1	02		STBD IGN
YEL/RED	16	J28	6	42		S01	5	02		PORT START
WHT/RED	16	J28	7	42		S02	5	02		STBD START
PUR/YEL	16	J28	8	42	SB	CR03	CATHODE	50		IGNITION BOTH
PUR/YEL	16	J28	8	42	SB	P62	2	41		FIREBOY
ORN/YEL	14	J28	9	42	SC	S05	3	02		BLOWER 1B IN
ORN/YEL	14	J28	9	42	SC	J22	9	42		BLOWER 1B IN
ORN/YEL	14	J28	10	42	SD	S05	6	02		BLOWER 1A IN
ORN/YEL	14	J28	10	42	SD	J22	8	42		BLOWER 1A IN
RED/VIO	14	J28	11	42		J22	2	42		TRIM TABS
BRN/ORN	16	J28	12	42		J22	6	42		CLOCK
DK BLU	16	J28	13	42		J22	7	42		INSTRUMENT LTS
YEL	14	J22	1	42		R26	-	02		ACC PLUG RET
YEL	14	R26	-	02	SG	R25	-	02	SH	ACC PLUG RET
ORN/RED	14	J22	3	42	SE	J16	2	42		GAS VAPOR
ORN/RED	14	J22	3	42	SE	R25	+	02	SF	12V ACC RECEPT
ORN/RED	14	R25	+	02	SF	R26	+	02		12V ACC RECEPT
WHT	14	J22	4	42		J59	2	42		SPOTLIGHT
YEL	14	R25	-	02	SH	J16	1	42		GAS VAPOR RET
YEL	14	J22	5	42		J59	1	42		SPOTLIGHT RET
RED	10	CB01	LOAD	07		S01	8	02		PORT IGN IN
RED/WHT	10	CB02	LOAD	07		S02	8	02		STBD IGN IN
ORN/TAN	14	J22	10	42		S05	5	02		BLOWER 2A IN
ORN/TAN	14	J22	11	42		S05	2	02		BLOWER 2B IN

FOUR WINNS PARTS LIST

ITEM	PART NUMBER	QUANTITY	DESCRIPTION	FUNCTION	MANUFACTURER
	028-0177	10	TERM.FASTON, 250,18-14	02	AMP
	028-0179	4	TERM.FASTON, 250,12-10	07	AMP
	028-0390	2	PIN,UMNL,18-14	41	AMP
	028-0454	26	SOCKET,UMNL,18-14	42	AMP
	028-0455	2	SOCKET,UMNL,12-10	43	AMP
	025-2936	1	PANEL,BLANK,IGNITION, 368V		
CB01	028-0467	1	BREAKER,15A	PORT IGNITION	MP
CB02	028-0467	1	BREAKER,15A	STBD IGNITION	MP
CR03	025-0024-6	2	DIODE,DUAL	IGNITION BOTH	
	J16	1	RECEPT,UMNL,2 CKT	GAS VAPOR DETECTOR	AMP
J28	028-0446	1	RECEPT,UMNL,15 CKT	IGNITION PANEL	AMP
J22	028-0445	1	RECEPT,UMNL,12 CKT	IGNITION PANEL	AMP
J59	028-0441	1	RECEPT,UMNL,2 CKT	SPOTLIGHT	AMP
P62	028-0447	1	PLUG,UMNL,2 CKT	FIREBOY	AMP
R25	028-1100	1	RECEPT,12V AFI	12V RECEPTACLE	AFI
R26	028-1100	1	RECEPT,12V AFI	12V RECEPTACLE	AFI
S01	028-0186	1	SWITCH,IGNITION,NO	PORT IGNITION	GENERAL
S02	028-0186	1	SWITCH,IGNITION,NO	STBD IGNITION	GENERAL
S03	028-0459	1	SWITCH,DPST,CONT III	BLOWER	CARL SW

378 VISTA
IGNITION/SWITCH
PANEL ASSEMBLY
W/OUT NAV PACKAGE



change to pins 41

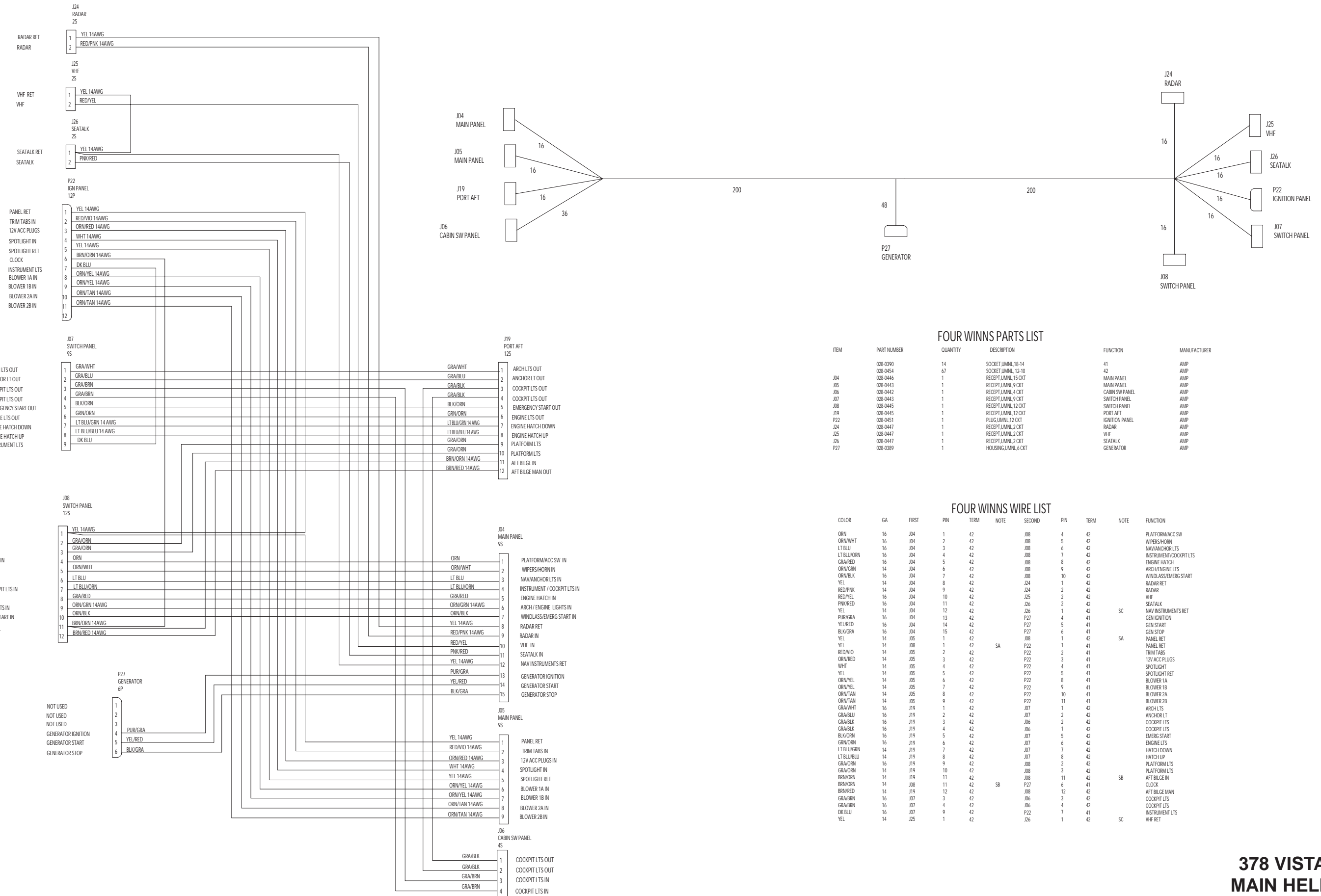
FOUR WINNS WIRE LIST

COLOR	GA	FIRST	PIN	TERM	NOTE	SECOND	PIN	TERM	NOTE	FUNCTION
YEL/BLK	16	J28	1	42		P62	1	41	SA	FIREBOY
YEL/BLK	16	P62	1	41	SA	S05	7	02		BLOWER SW RET
RED	10	J28	2	43		CB01	LINE	07		PORT IGN IN
RED/WHT	10	J28	3	43		CB02	LINE	07		STBD IGN IN
PUR	14	J28	4	42		S01	1	02		PORT IGN
WHT/PUR	14	J28	5	42		S02	1	02		STBD IGN
YEL/RED	14	J28	6	42		S01	5	02		PORT START
WHT/RED	16	J28	7	42		S02	5	02		STBD START
PUR/YEL	16	J28	8	42	SB	CR03	CATHODE	50		IGNITION BOTH
PUR/YEL	16	J28	8	42	SB	P62	2	41		FIREBOY
ORN/YEL	14	J28	9	42	SC	S05	3	02		BLOWER 1B IN
ORN/YEL	14	J28	9	42	SC	J22	9	42		BLOWER 1B IN
ORN/YEL	14	J28	10	42	SD	S05	6	02		BLOWER 1A IN
ORN/YEL	14	J28	10	42	SD	J22	8	42		BLOWER 1A IN
RED/WO	14	J28	11	42		J22	2	42		TRIM TABS
BRN/ORN	16	J28	12	42		J22	6	42		CLOCK
DK BLU	16	J28	13	42		J22	7	42		INSTRUMENT LTS
YEL	14	J22	1	42		R26	-	02		ACC PLUG RET
YEL	14	R26	-	02	SG	R25	-	02	SH	ACC PLUG RET
ORN/RED	14	J22	3	42	SE	J16	2	42		GAS VAPOR
ORN/RED	14	J22	3	42	SE	R25	+	02	SF	12V ACC RECEP
ORN/RED	14	R25	+	02	SF	R26	+	02		12V ACC RECEP
WHT	14	J22	4	42		J59	2	42		SPOTLIGHT
YEL	14	R25	-	02	SH	J16	1	42		GAS VAPOR RET
YEL	14	J22	5	42		J59	1	42		SPOTLIGHT RET
RED	10	CB01	LOAD	07		S01	8	02		PORT IGN IN
RED/WHT	10	CB02	LOAD	07		S02	8	02		STBD IGN IN
ORN/TAN	14	J22	10	42		S05	5	02		BLOWER 2A IN
ORN/TAN	14	J22	11	42		S05	2	02		BLOWER 2B IN

FOUR WINNS PARTS LIST

ITEM	PART NUMBER	QUANTITY	DESCRIPTION	FUNCTION	MANUFACTURER
	028-0177	10	TERM.FASTON_250.18-14	02	AMP
	028-0179	4	TERM.FASTON_250.12-10	07	AMP
	028-0390	2	PIN.UMN.L.18-14	41	AMP
	028-0454	26	SOCKET.UMN.L.18-14	42	AMP
	028-0455	2	SOCKET.UMN.L.12-10	43	AMP
	025-2936	1	PANEL.BLANK/IGNITION.378V		
CB01	028-0467	1	BREAKER.15A	PORT IGNITION	MP
CB02	028-0467	1	BREAKER.15A	STBD IGNITION	MP
CR03	025-0024-6	2	DIODE.DUAL	IGNITION BOTH	
J16	028-0441	1	RECEPT.UMN.L.2.CKT	GAS VAPOR DETECTOR	AMP
J28	028-0446	1	RECEPT.UMN.L.15.CKT	IGNITION PANEL	AMP
J22	028-0445	1	RECEPT.UMN.L.12.CKT	IGNITION PANEL	AMP
J59	028-0441	1	RECEPT.UMN.L.2.CKT	SPOTLIGHT	AMP
P62	028-0447	1	PLUG.UMN.L.2.CKT	FIREBOY	AMP
R25	028-1100	1	RECEPT.12V.AFI	12V RECEPTACLE	AFI
R26	028-1100	1	RECEPT.12V.AFI	12V RECEPTACLE	AFI
S01	028-0186	1	SWITCH.IGNITION.I/O	PORT IGNITION	GENERAL
S02	028-0186	1	SWITCH.IGNITION.I/O	STBD IGNITION	GENERAL
S03	028-0459	1	SWITCH.DPST.CONT.III	BLOWER	CARL SW

378 VISTA
IGNITION/SWITCH
PANEL ASSEMBLY
W/ NAV PACKAGE



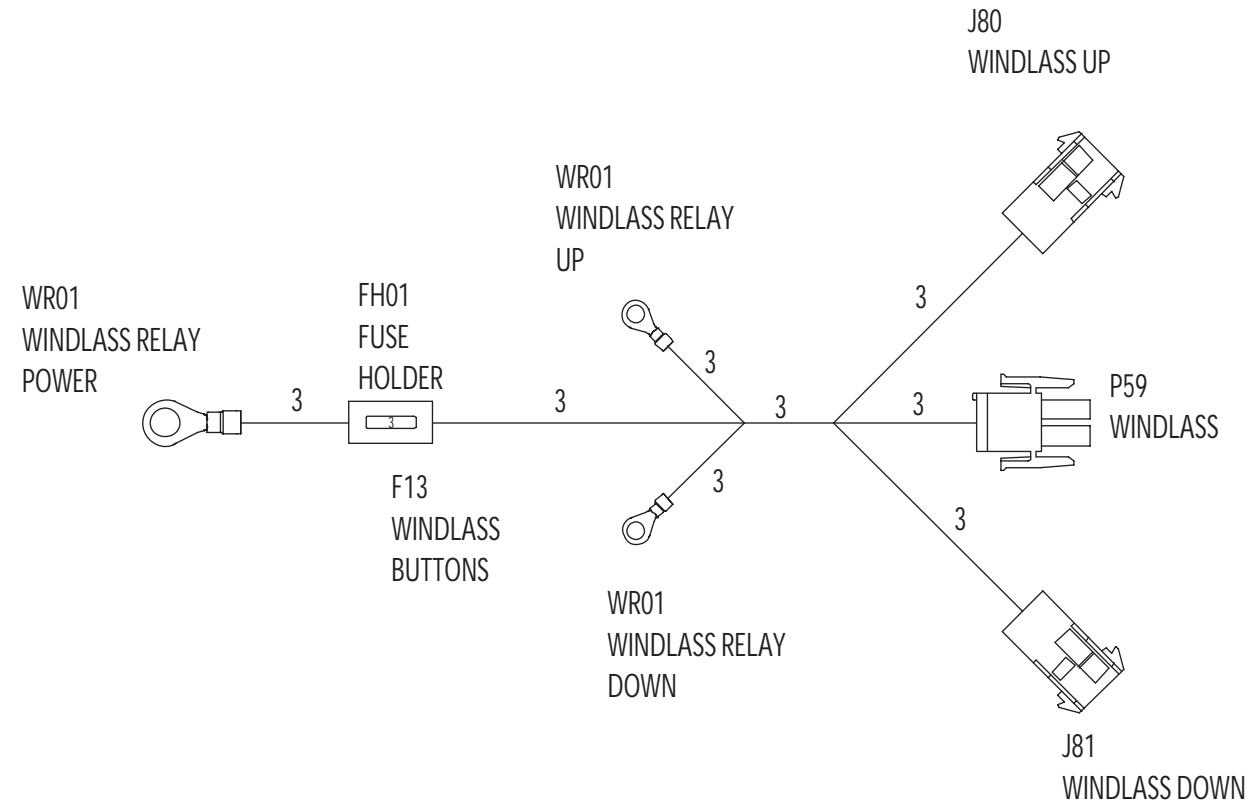
FOUR WINNS PARTS LIST

ITEM	PART NUMBER	QUANTITY	DESCRIPTION	FUNCTION	MANUFACTURER
	028-0390	14	SOCKET UMNL 18-14	41	AMP
	028-0454	67	SOCKET UMNL 12-10	42	AMP
J04	028-0446	1	RECEPT UMNL 15 CKT	MAIN PANEL	AMP
J05	028-0443	1	RECEPT UMNL 9 CKT	MAIN PANEL	AMP
J06	028-0442	1	RECEPT UMNL 4 CKT	CABIN SW PANEL	AMP
J07	028-0443	1	RECEPT UMNL 9 CKT	SWITCH PANEL	AMP
J08	028-0445	1	RECEPT UMNL 12 CKT	SWITCH PANEL	AMP
J19	028-0445	1	RECEPT UMNL 12 CKT	PORT AFT	AMP
P22	028-0451	1	PLUG UMNL 12 CKT	IGNITION PANEL	AMP
J24	028-0447	1	RECEPT UMNL 2 CKT	RADAR	AMP
J25	028-0447	1	RECEPT UMNL 2 CKT	VHF	AMP
J26	028-0447	1	RECEPT UMNL 2 CKT	SEATALK	AMP
P27	028-0399	1	HOUSING UMNL 6 CKT	GENERATOR	AMP

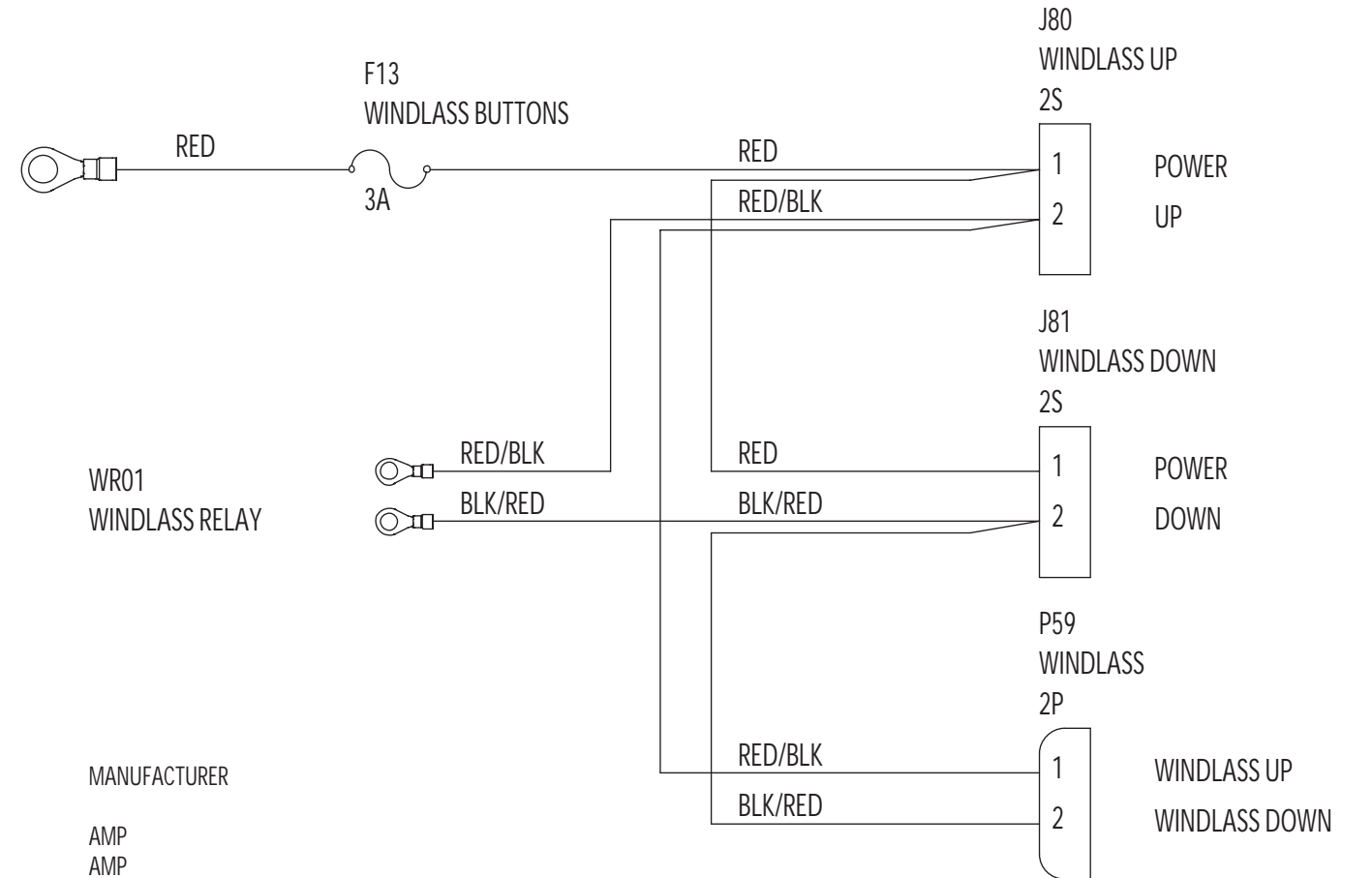
FOUR WINNS WIRE LIST

COLOR	GA	FIRST	PIN	TERM	NOTE	SECOND	PIN	TERM	NOTE	FUNCTION
ORN	16	J04	1	42		J08	4	42		PLATFORM/ACC SW
ORN/WHT	16	J04	2	42		J08	5	42		WIPERS/HORN
LT BLU	16	J04	3	42		J08	6	42		NAV/ANCHOR LTS
LT BLU/ORN	16	J04	4	42		J08	7	42		INSTRUMENT/COCKPIT LTS
GRA/RED	16	J04	5	42		J08	8	42		ENGINE HATCH
ORN/GRN	14	J04	6	42		J08	9	42		ARCH/ENGINE LTS
ORN/BLK	16	J04	7	42		J08	10	42		WINDLASS/EMERG START
YEL	14	J04	8	42		J24	1	42		RADAR RET
RED/PNK	14	J04	9	42		J24	2	42		RADAR
RED/YEL	16	J04	10	42		J25	2	42		VHF
PNK/RED	16	J04	11	42		J26	2	42		SEATALK
YEL	14	J04	12	42		J26	1	42	SC	NAV INSTRUMENTS RET
PUR/GRA	16	J04	13	42		P27	4	41		GEN IGNITION
YEL/RED	16	J04	14	42		P27	5	41		GEN START
BLK/GRA	16	J04	15	42		P27	6	41		GEN STOP
YEL	14	J05	1	42		J08	1	42	SA	PANEL RET
YEL	14	J08	1	42	SA	P22	1	41		PANEL RET
RED/VIO	14	J05	2	42		P22	2	41		TRIM TABS
ORN/RED	14	J05	3	42		P22	3	41		12V ACC PLUGS
WHT	14	J05	4	42		P22	4	41		SPOTLIGHT
YEL	14	J05	5	42		P22	5	41		SPOTLIGHT RET
ORN/YEL	14	J05	6	42		P22	8	41		BLOWER 1A
ORN/YEL	14	J05	7	42		P22	9	41		BLOWER 1B
ORN/TAN	14	J05	8	42		P22	10	41		BLOWER 2A
ORN/TAN	14	J05	9	42		P22	11	41		BLOWER 2B
GRA/WHT	16	J19	1	42		J07	1	42		ARCH LTS
GRA/BLU	16	J19	2	42		J07	2	42		ANCHOR LT
GRA/BLK	16	J19	3	42		J06	2	42		COCKPIT LTS
BLK/ORN	16	J19	4	42		J06	1	42		COCKPIT LTS
BLK/ORN	16	J19	5	42		J07	5	42		EMERG START
GRN/ORN	16	J19	6	42		J07	6	42		ENGINE LTS
LT BLU/GRN	14	J19	7	42		J07	7	42		HATCH DOWN
LT BLU/BLU	14	J19	8	42		J07	8	42		HATCH UP
GRA/ORN	16	J19	9	42		J08	2	42		PLATFORM LTS
GRA/ORN	14	J19	10	42		J08	3	42		PLATFORM LTS
BRN/ORN	14	J19	11	42		J08	11	42	SB	AFT BILGE IN
BRN/ORN	14	J08	11	42	SB	P27	6	41		CLOCK
BRN/RED	14	J19	12	42		J08	12	42		AFT BILGE MAN
GRA/BRN	16	J07	3	42		J06	3	42		COCKPIT LTS
GRA/BRN	16	J07	4	42		J06	4	42		COCKPIT LTS
DK BLU	16	J07	9	42		P22	7	41		INSTRUMENT LTS
YEL	14	J25	1	42		J26	1	42	SC	VHF RET

378 VISTA
MAIN HELM
HARNESS ASSEMBLY



WR01
WINDLASS RELAY



FOUR WINNS PARTS LIST

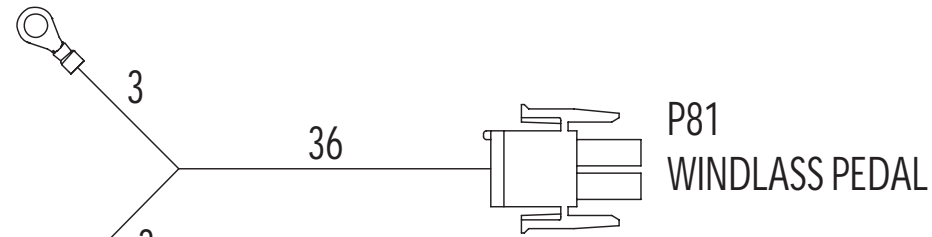
ITEM	PART NUMBER	QUANTITY	DESCRIPTION	FUNCTION	MANUFACTURER
	028-0189	2	TERM,RING,#8,16-14	08	AMP
	028-0193	1	TERM,RING,3/8,.250	11	AMP
	028-0390	2	PIN,UMNL,18-14	41	AMP
	028-0454	4	SOCKET,UMNL,18-14	42	AMP
	028-0506	1	FUSE,ATC,3A		BUSS
F13		1	FUSE HOLDER,INLINE		3M
FH01	028-0441	1	RECEPT,UMNL,2 CKT		AMP
J80	028-0441	1	RECEPT,UMNL,2 CKT		AMP
J81	028-0447	1	PLUG,UMNL,2 CKT		AMP
P59	065-0842-02	REF	WINDLASS RELAY		AMP
WR01					

FOUR WINNS WIRE LIST

COLOR	GA	FIRST	PIN	TERM	NOTE	SECOND	PIN	TERM	NOTE	FUNCTION
RED	16	WR01	+	11		FH01	LINE	51		BUTTON POWER
RED	16	FH01	LOAD	51		J80	1	42	SA	BUTTON POWER
RED	16	J80	1	42	SA	J81	1	42		BUTTON POWER
RED/BLK	16	WR01	UP	08		J80	2	42	SB	WINDLASS UP
RED/BLK	16	J80	2	42	SB	P59	1	41		WINDLASS UP
BLK/RED	16	WR01	DOWN	08		J81	2	42	SC	WINDLASS DOWN
BLK/RED	16	J81	2	42	SC	P59	2	41		WINDLASS DOWN

378 VISTA WINDLASS RELAY (MAXWELL) HARNESS ASSEMBLY

FP01
FOOT PEDAL



FP01
FOOT PEDAL

FP01
FOOT PEDAL



FOUR WINNS PARTS LIST

ITEM	PART NUMBER	QUANTITY	DESCRIPTION	FUNCTION	MANUFACTURER
	028-0193	2	TERM,RING,3/8,16-14	11	AMP
	028-0390	2	PIN,UMNL,18-14	41	AMP
FP01		REF	FOOT PEDAL,MAXWELL	FOOT PEDAL	
P81	028-0447	1	PLUG,UMNL,2 CKT	WINDLASS PEDAL	AMP

FOUR WINNS WIRE LIST

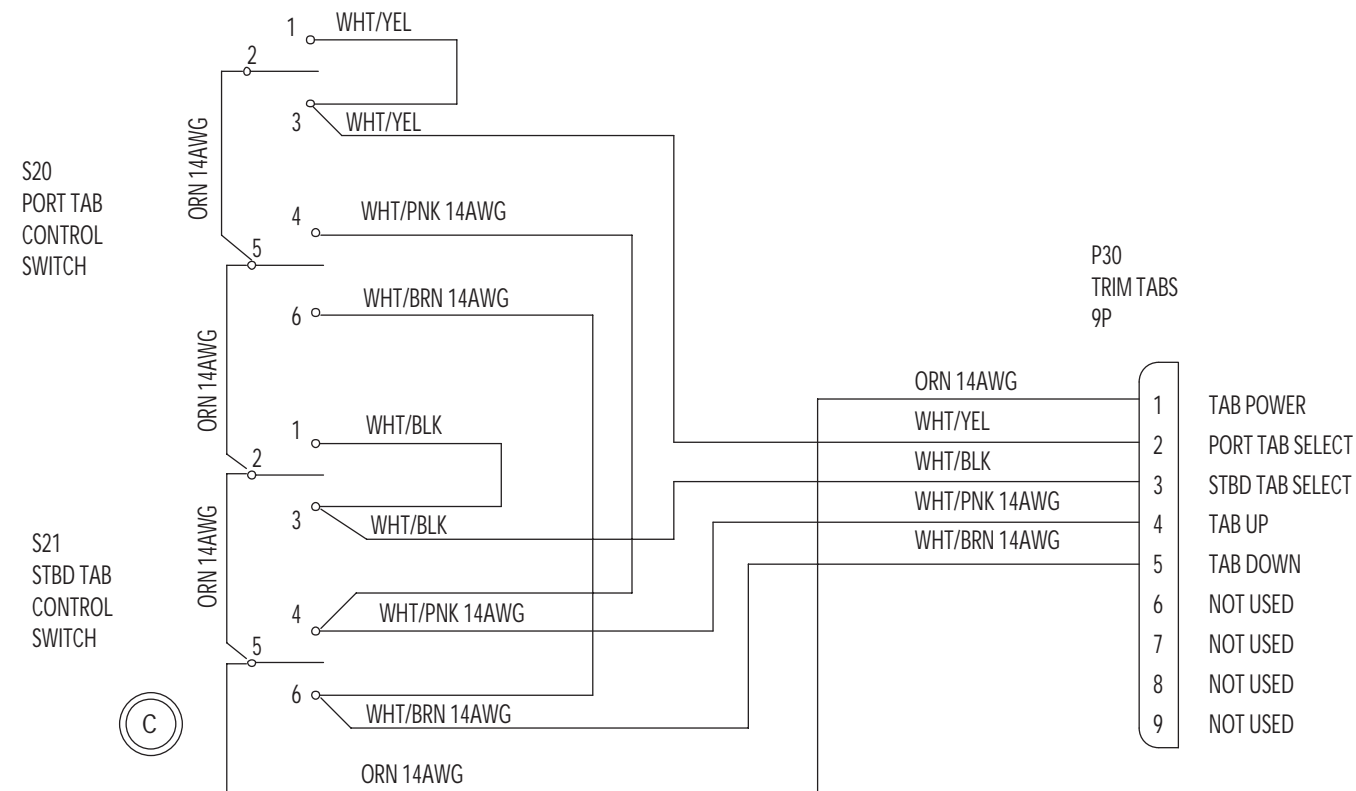
COLOR	GA	FIRST	PIN	TERM	NOTE	SECOND	PIN	TERM	NOTE	FUNCTION
BLK/RED	16	FP01	-	10	BA	P81	1	41		WINDLASS PEDAL RET
RED	16	FP01	+	10	BA	P81	2	41		WINDLASS PEDAL POWER

FOUR WINNS WIRE LIST

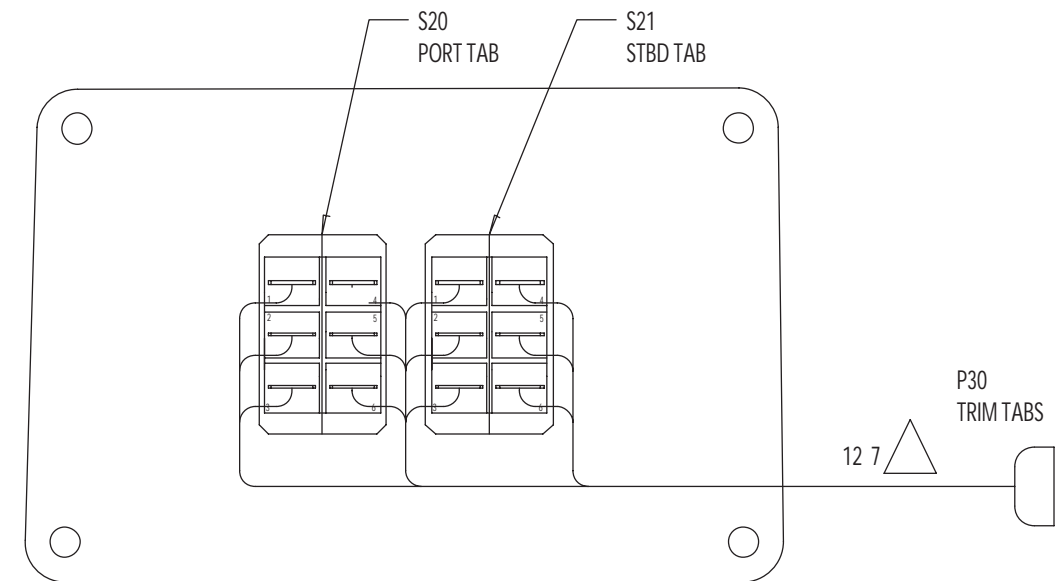
COLOR	GA	FIRST	PIN	TERM	NOTE	SECOND	PIN	TERM	NOTE	FUNCTION
ORN	14	P30	1	41		S21	5	02	SA	TAB POWER
WHT/YEL	16	P30	2	41		S20	3	02	SD	PORT TAB SELECT
WHT/BLK	16	P30	3	41		S21	3	02	SE	STBD TAB SELECT
WHT/PNK	14	P30	4	41		S21	4	02	SF	TAB UP
WHT/BRN	14	P30	5	41		S21	6	02	SG	TAB DOWN
ORN	14	S20	5	02	SC	S20	2	02		
ORN	14	S20	5	02	SC	S21	2	02	SB	TAB POWER
ONR	14	S21	2	02	SB	S21	5	02	SA	TAB POWER
WHT/BRN	14	S20	6	02	SG	S21	6	02		TAB DOWN
WHT/PNK	14	S20	4	02	SF	S21	4	02		TAB UP
WHT/YEL	16	S20	3	02	SD	S20	1	02		PORT TAB SELECT
WHT/BLK	16	S21	3	02	SE	S21	1	02		STBD TAB SELECT

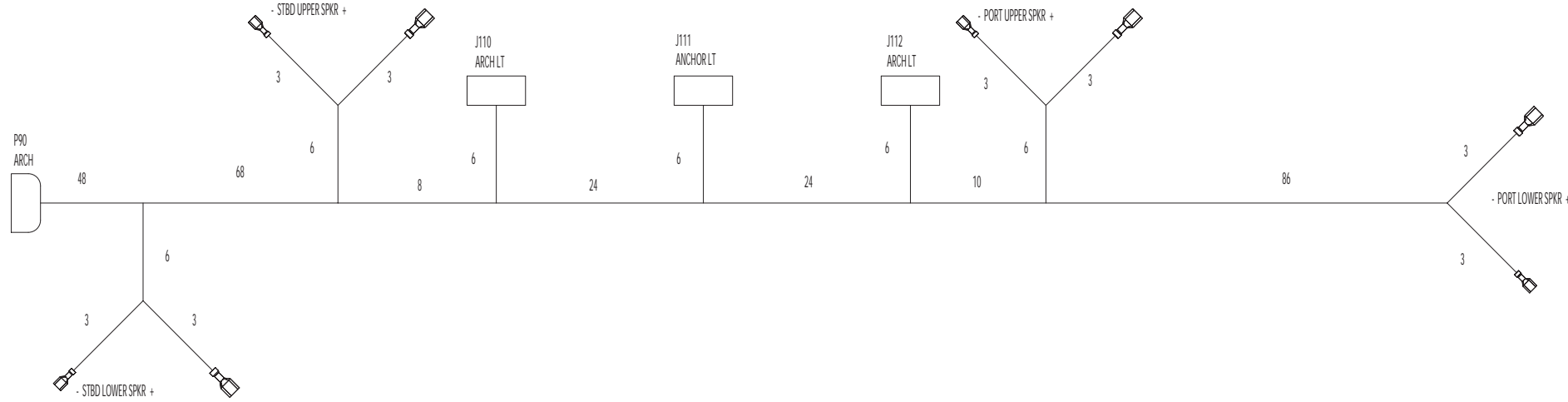
FOUR WINNS PARTS LIST

ITEM	PART NUMBER	QUANTITY	DESCRIPTION	FUNCTION	MANUFACTURER
	028-0177	34	TERM,FASTON,.250,18-14	02	AMP
	028-0390	28	SOCKET,UMNL,18-14	42	AMP
	025-2185	1	PANEL,BLANK,TRIM TABS	BLANK PANEL	
P30	028-0449	1	PLUG,UMNL,9 CKT	TRIM TABS	AMP
S20	028-0460	1	SWITCH,(ON) OFF (ON) CONT III	PORT TAB SELECT	CARL SW
S21	028-0460	1	SWITCH,(ON) OFF (ON) CONT III	STBD TAB SELECT	CARL SW



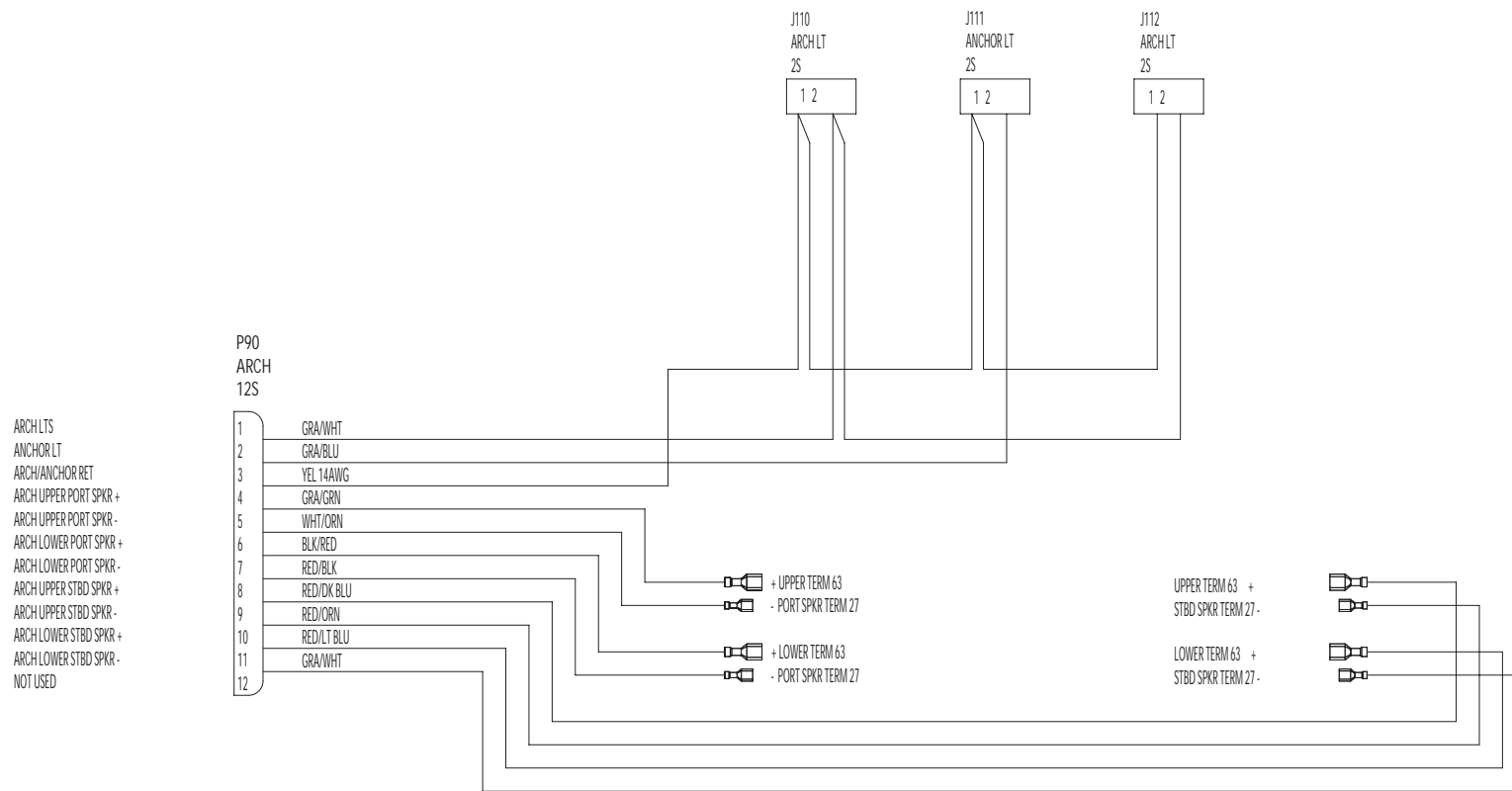
REAR PANEL VIEW

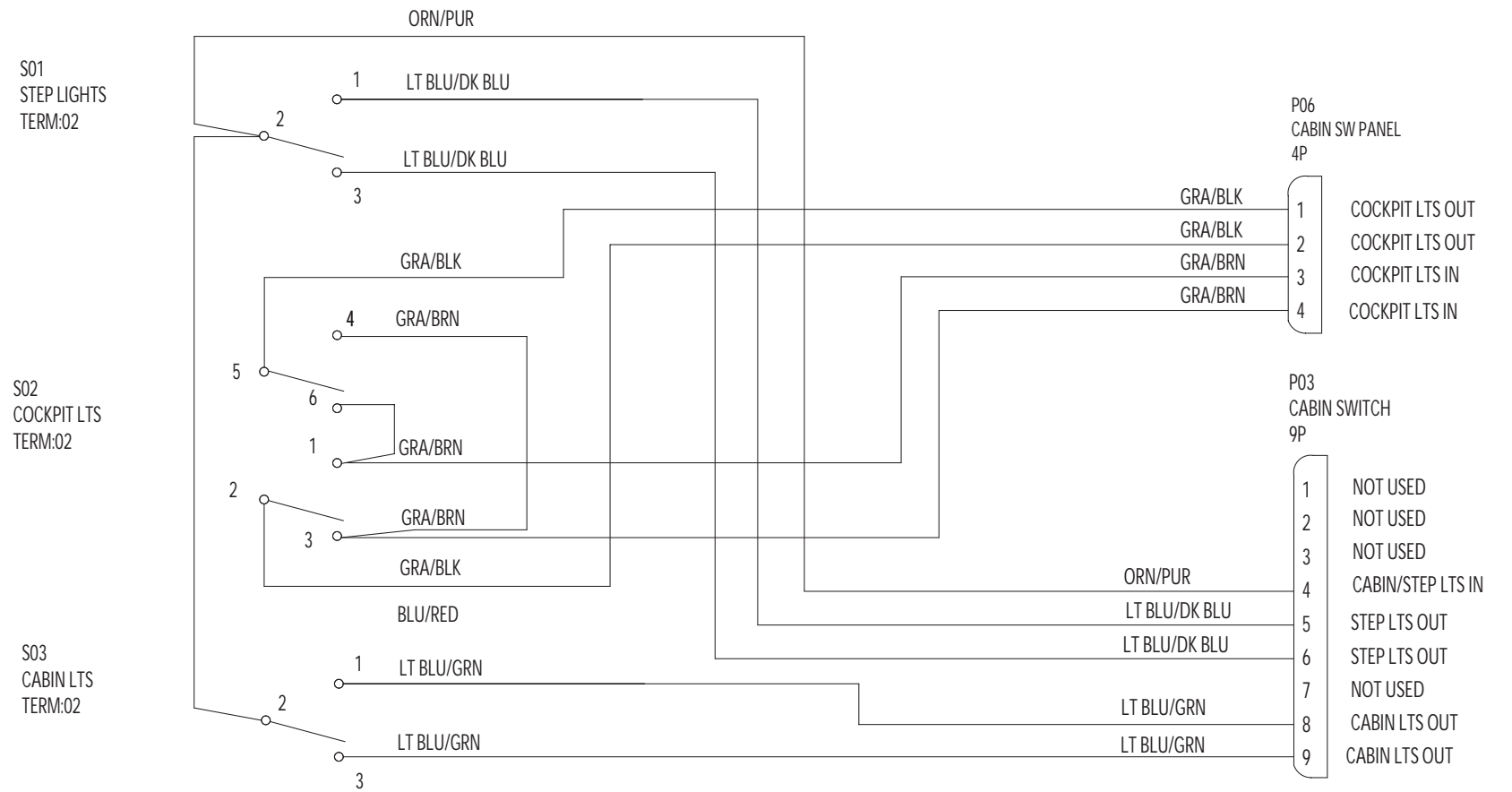
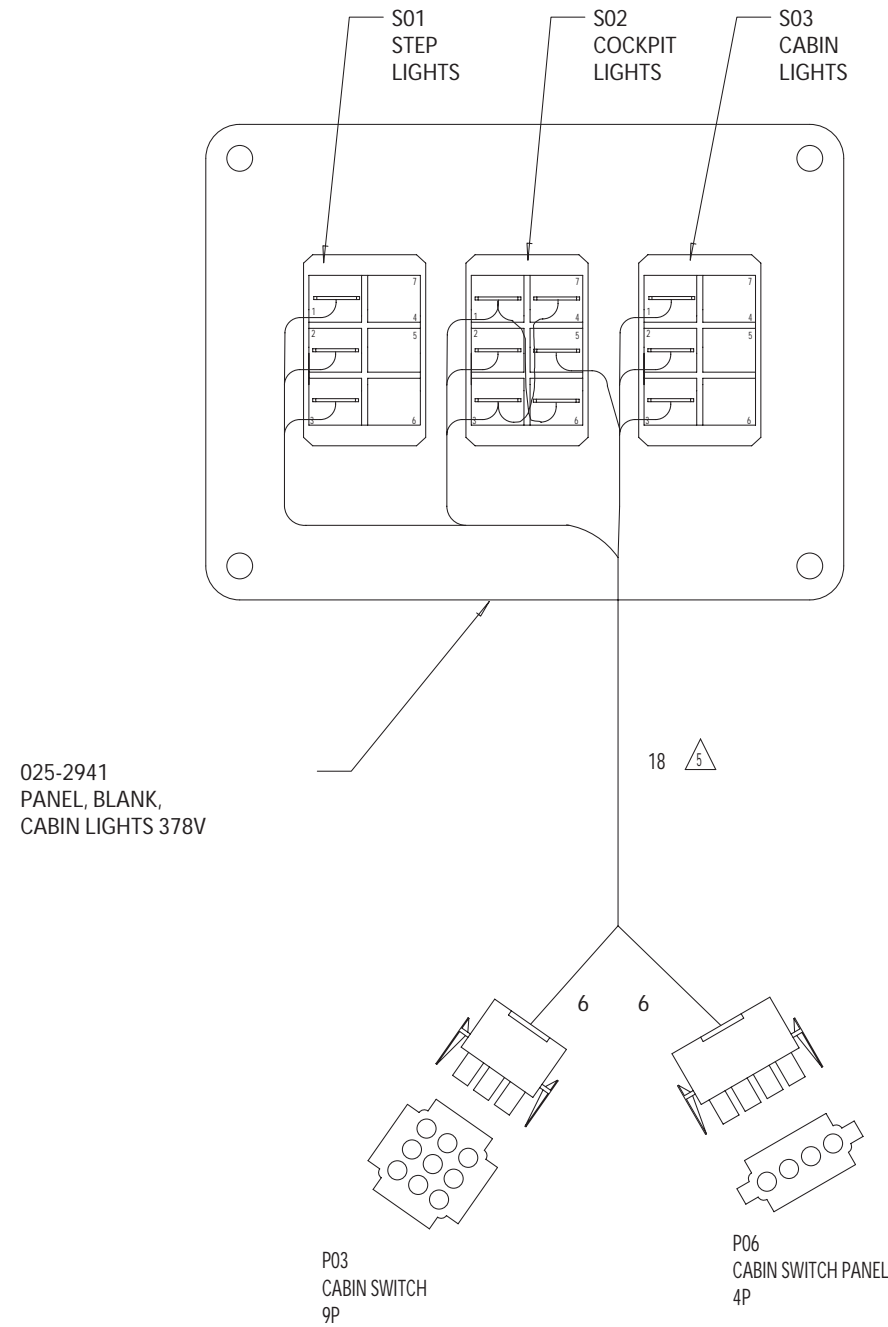




FOUR WINNS PARTS LIST

ITEM	PART NUMBER	QUANTITY	DESCRIPTION	FUNCTION	MANUFACTURER
	028-0112	4	TERM,FASTON,110,18-14	27	AMP
	028-0390	11	PIN,UMNL,18-14	41	AMP
	028-0454	6	SOCKET,UMNL,18-14	42	AMP
	028-1288	4	TERM,FASTON,205,18-14	63	AMP
J110	028-0441	1	RECEPT,UMNL,2 CKT	ARCH LT	AMP
J111	028-0441	1	RECEPT,UMNL,2 CKT	ANCHOR LT	AMP
J112	028-0441	1	RECEPT,UMNL,2 CKT	ARCH LT	AMP
P90	028-0449	1	PLUG,UMNL,12 CKT	ARCH	AMP

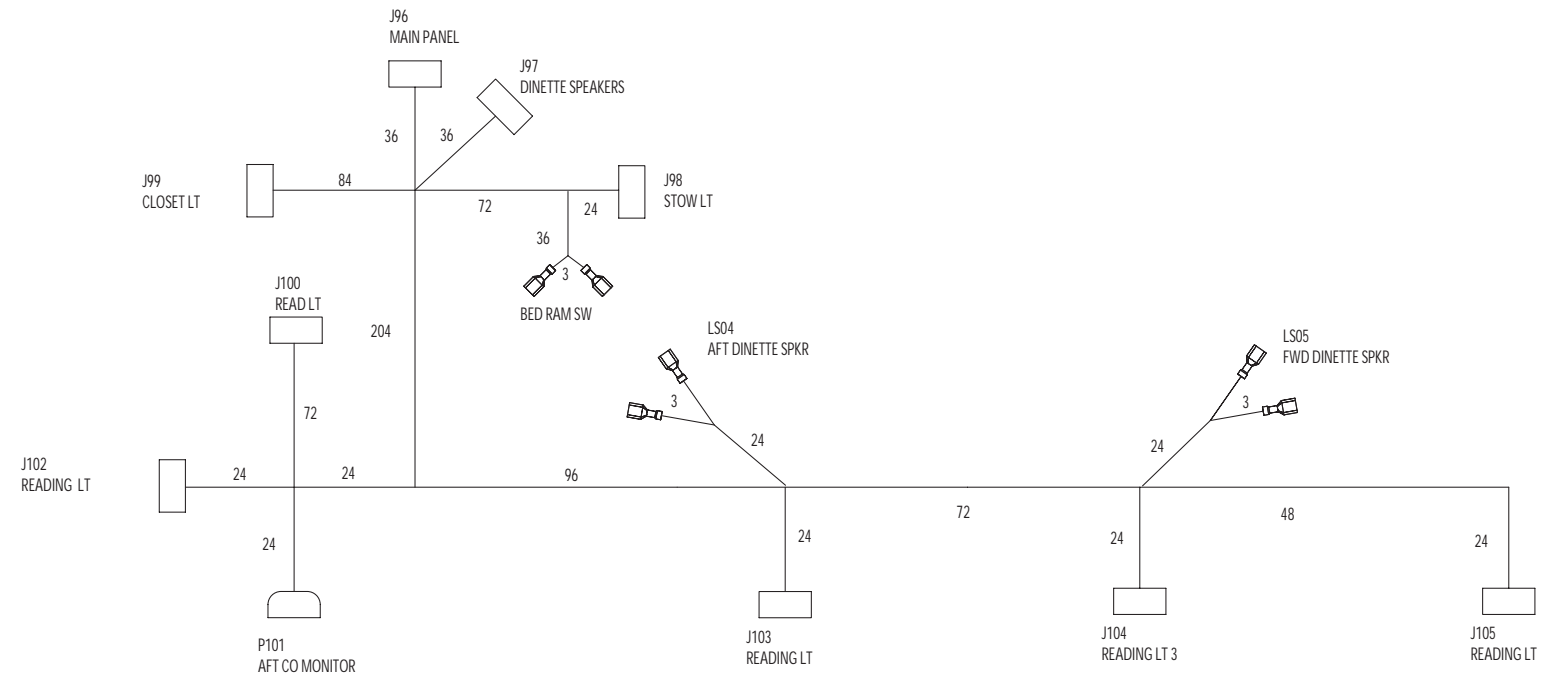
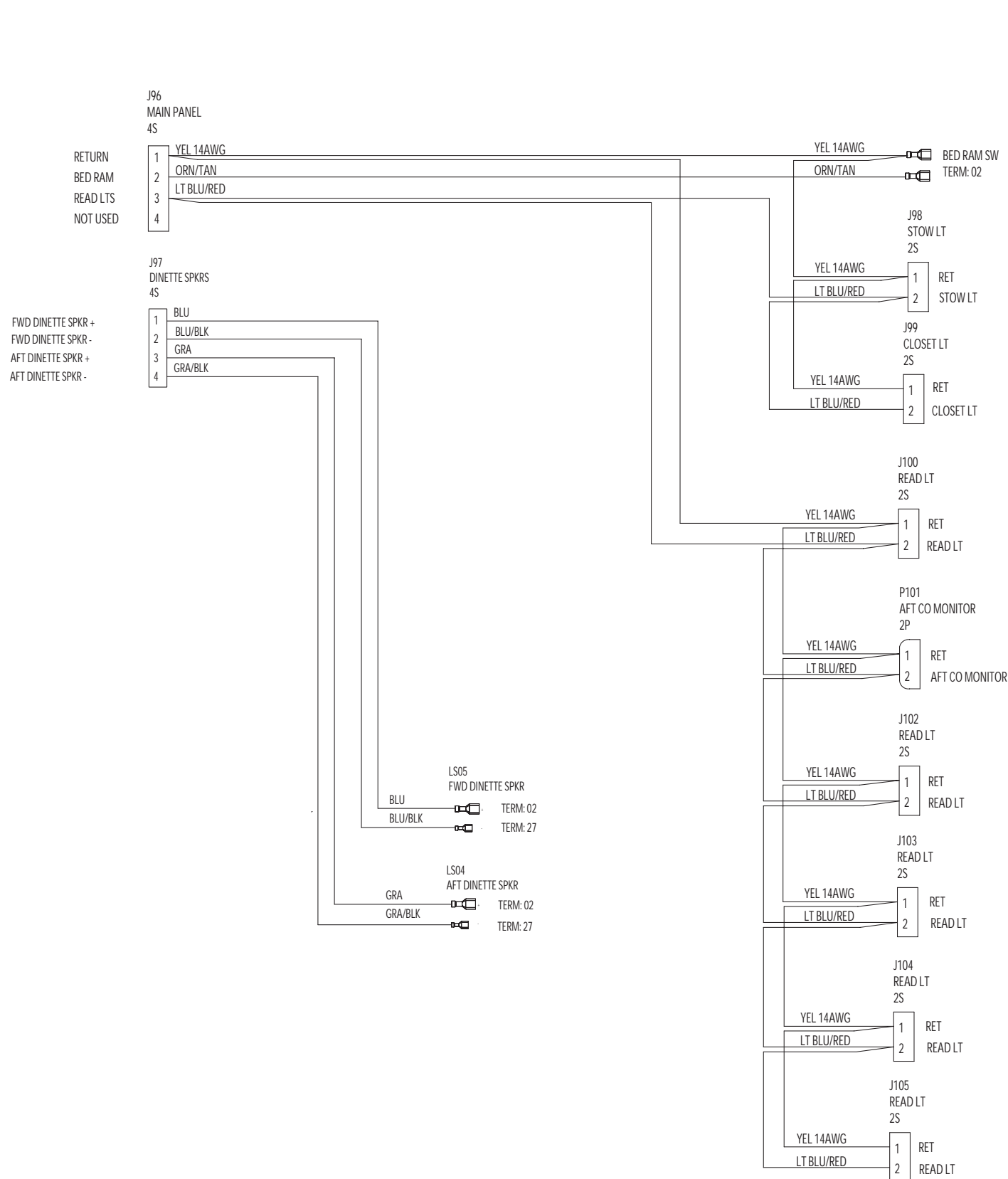




FOUR WINNS PARTS LIST

ITEM	PART NUMBER	QUANTITY	DESCRIPTION	FUNCTION	MANUFACTURER
	028-0177	12	RECEPT,FASTON,.250,18-14	02	AMP
	028-0390	9	PIN,UMNL,18-14	41	AMP
	025-2941	1	PANEL,BLANK, CABIN LIGHTS 368V		
P03	028-0449	1	PLUG, UMNL,9 CKT	CABIN SWITCH	AMP
P06	028-0448	1	PLUG, UMNL,4 CKT	CABIN SWITCH PANEL	AMP
S01	028-1135	1	SWITCH, SPDT, ON-ON CONT III	STEP LIGHTS	CARL
S02	028-1752	1	SWITCH, DPDT, ON-ON CONT III	COCKPIT LIGHTS	CARL
S03	028-1135	1	SWITCH, SPDT, ON-ON CONT III	CABIN LIGHTS	CARL

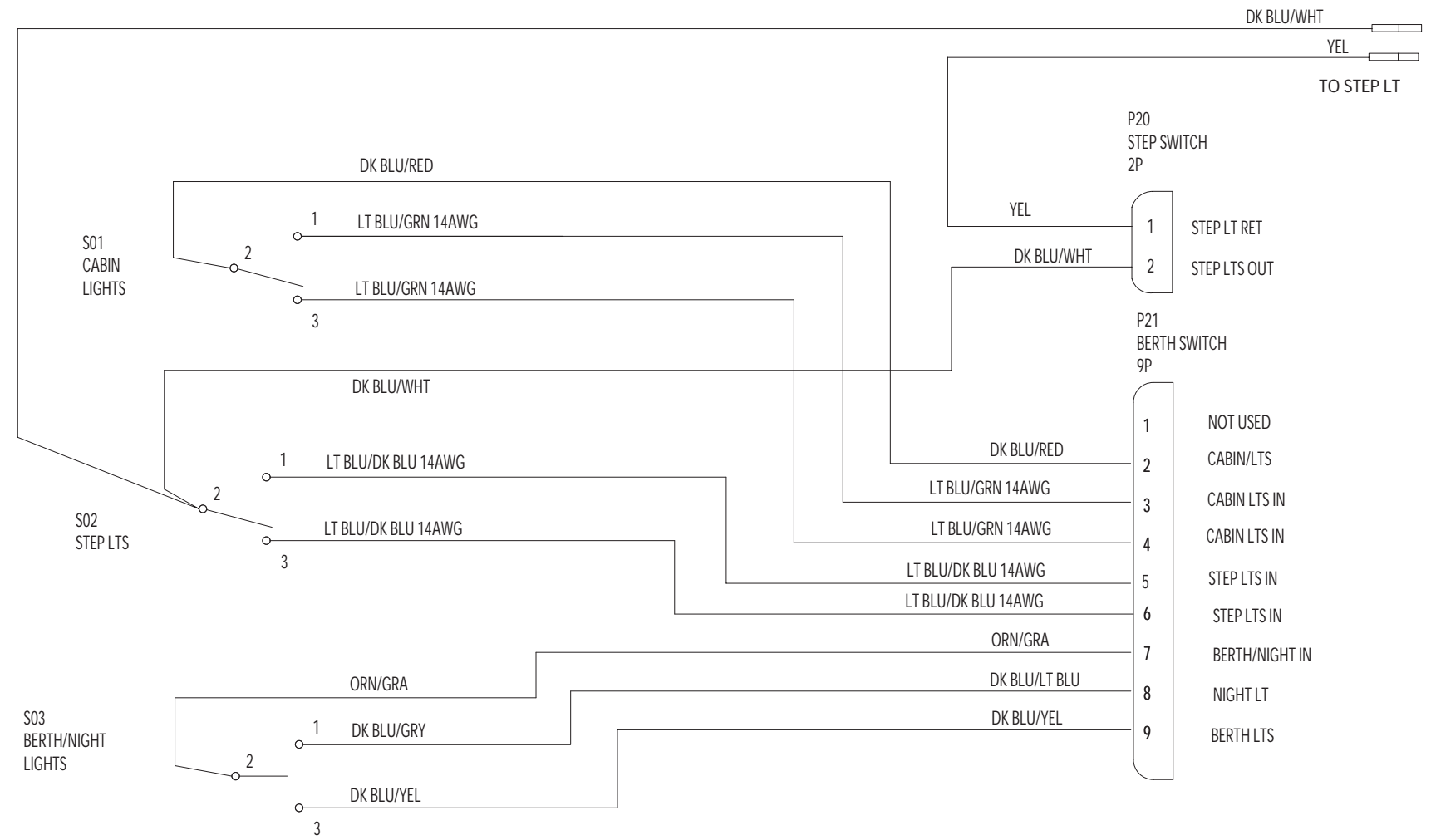
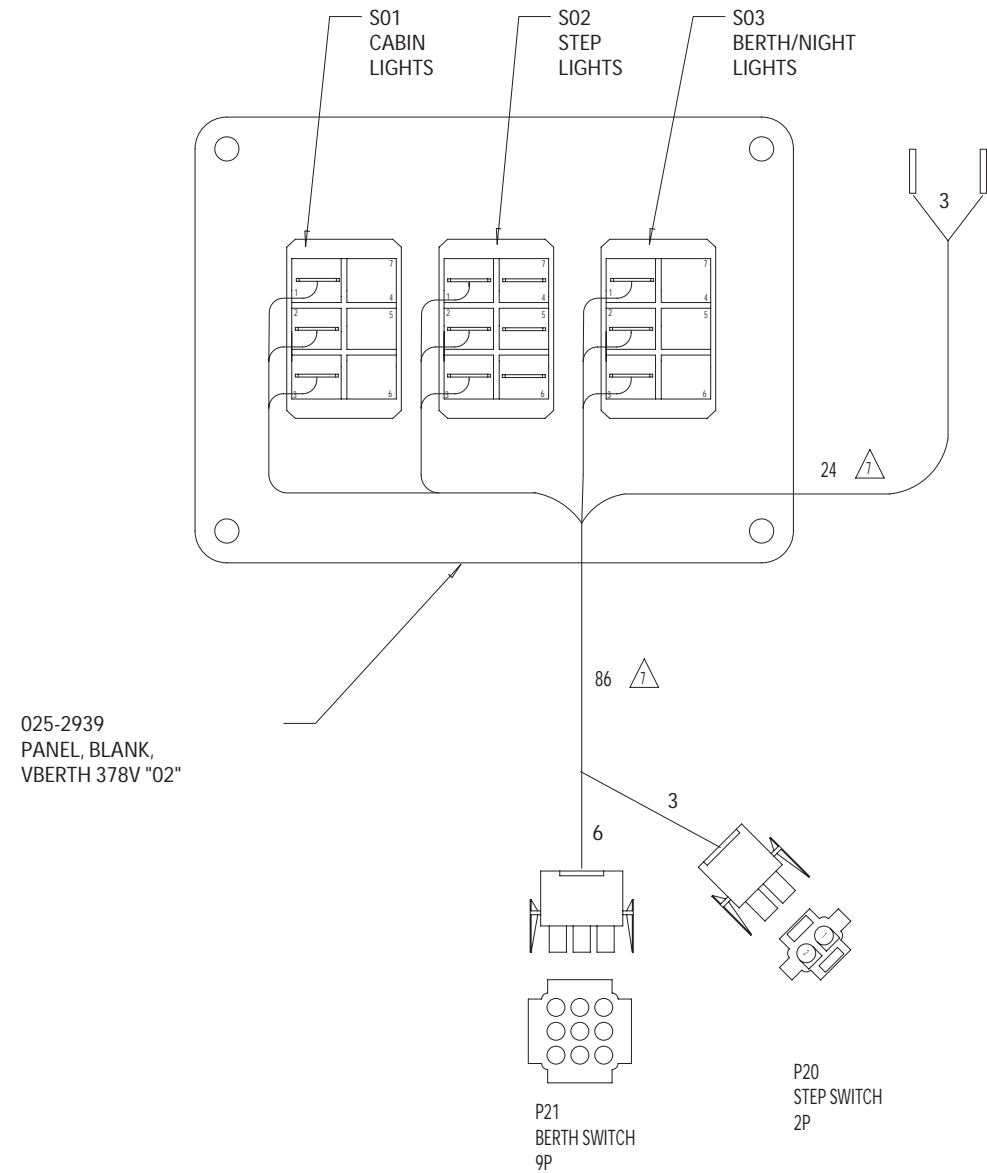
378 VISTA
CABIN LIGHTS
PANEL ASSEMBLY



FOUR WINNS PARTS LIST

ITEM	PART NUMBER	QUANTITY	DESCRIPTION	FUNCTION	MANUFACTURER
	028-0177	4	FASTON, 250,16-14,SMINS	02	AMP
	028-0112	2	FASTON, 110,20-16	27	AMP
	028-0390	2	PIN,UMNL,18-14	41	AMP
	028-0454	23	SOCKET,UMNL,18-14	42	AMP
J96	028-0451	1	RECEPT,UMNL,4 CKT	MAIN PANEL	AMP
J97	028-0442	1	RECEPT,UMNL,4 CKT	DINETTE SPEAKERS	AMP
J98	028-0442	1	RECEPT,UMNL,2 CKT	STOW LT	AMP
J99	028-0441	1	RECEPT,UMNL,2 CKT	CLOSET LT	AMP
J100	028-0441	1	RECEPT,UMNL,2 CKT	READING LT	AMP
P101	028-0447	1	PLUG,UMNL,2 CKT	AFT CO MONITOR	AMP
J103	028-0441	1	RECEPT,UMNL,2 CKT	READING LT	AMP
J104	028-0441	1	RECEPT,UMNL,2 CKT	READING LT	AMP
J105	028-0441	1	RECEPT,UMNL,2 CKT	READING LT	AMP
J106	028-0441	1	RECEPT,UMNL,2 CKT	READING LT	AMP

**378 VISTA
STBD CABIN
HARNES ASSEMBLY**



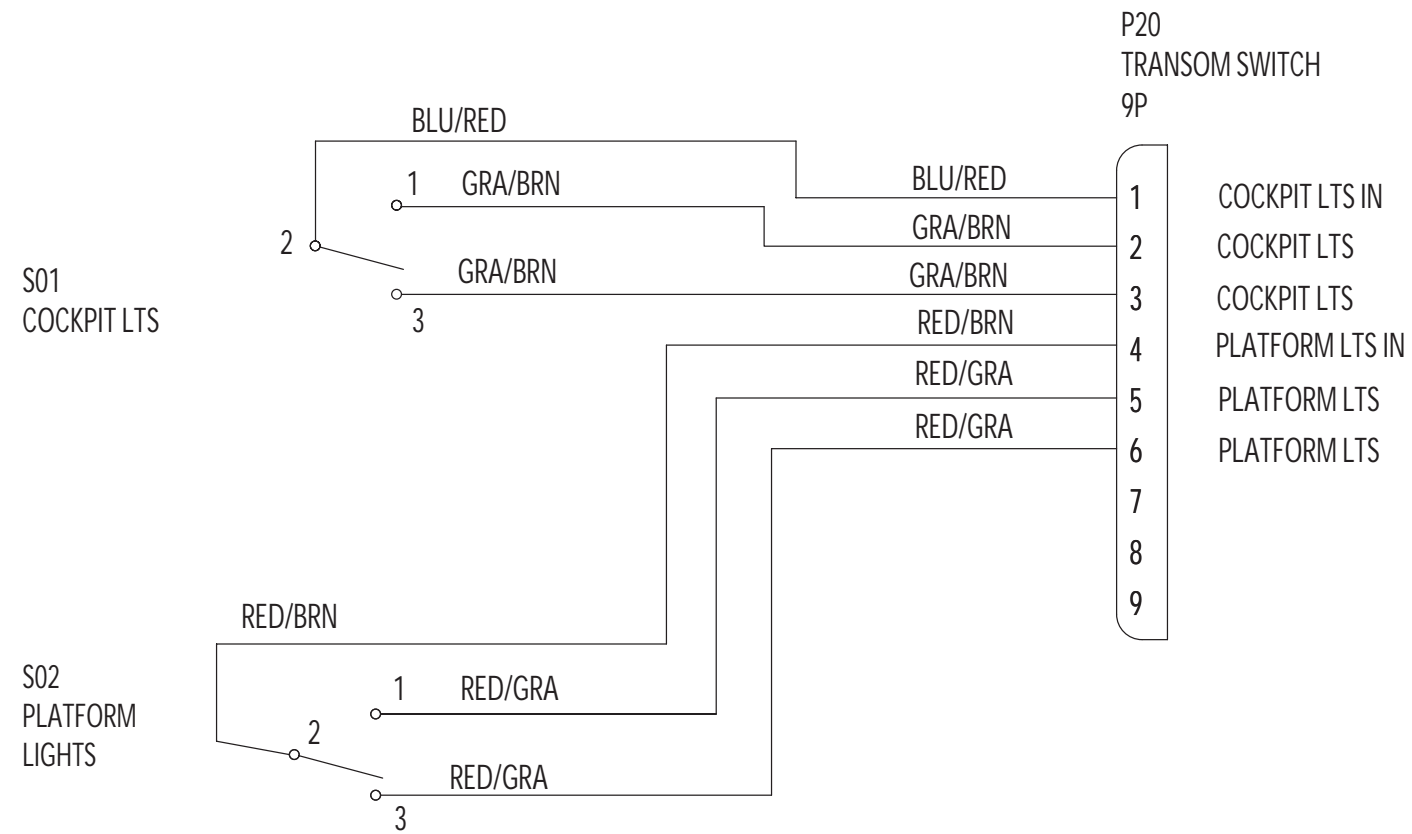
FOUR WINNS PARTS LIST

ITEM	PART NUMBER	QUANTITY	DESCRIPTION	FUNCTION	MANUFACTURER
	028-0390	8	PIN,UMNL,18-14	41	AMP
	028-0454	2	SOCKET,UMNL,18-14	42	AMP
	028-0177	1	RECEPT,FASTON,.250,18-14	02	AMP
	025-2939	1	PANEL,BLANK,VBERTH 368V		
P20	028-0447	1	PLUG,UMNL,2 CKT	STEP SWITCH	AMP
P21	028-0449	1	PLUG,UMNL,9 CKT	BERTH SWITCH	AMP
S01	028-1135	1	SWITCH,SPDT,ON-ON CONT III	CABIN LIGHTS	CARL
S02	028-1135	1	SWITCH,SPDT,ON-ON CONT III	STEP LIGHTS	CARL
S03	028-0461	1	SWITCH,SPDT,ON-OFF-ON CONT III	BERTH/NIGHT LIGHTS	CARL

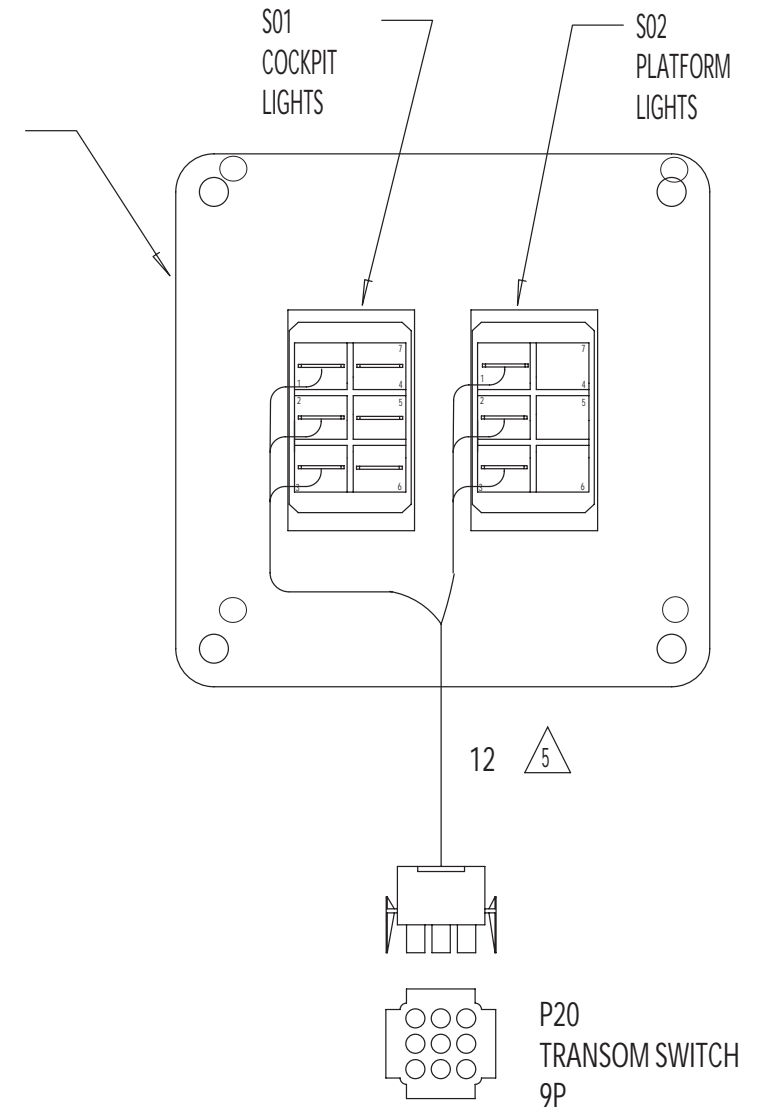
FOUR WINNS WIRE LIST

COLOR	GA	FIRST	PIN	TERM	NOTE	SECOND	PIN	TERM	NOTE	FUNCTION
YEL	16	P20	1	41	-	-	42			STEP LTS RET
DK BLU/RED	16	S01	2	02		P21	2	41		CABIN LTS
LT BLU/GRN	14	S01	1	02		P21	3	41		CABIN LTS IN
LT BLU/GRN	14	S01	3	02		P21	4	41		CABIN LTS IN
DK BLU/WHT	16	S02	2	02	SA	P20	2	41		STEP LTS OUT
DK BLU/WHT	16	S02	2	02	SA	-	-	42		STEP LTS OUT
LT BLU/DK BLU	14	S02	1	02		P21	5	41		STEP LTS IN
LT BLU/DK BLU	14	S02	3	02		P21	6	41		STEP LTS IN
ORN/GRA	16	S03	2	02		P21	7	41		BERTH/NIGHT LTS IN
DK BLU/GRY	16	S03	1	02		P21	8	41		NIGHT LT
DK BLU/YEL	16	S03	3	02		P21	9	41		BERTH LT

378 VISTA
V-BERTH SWITCH
PANEL ASSEMBLY



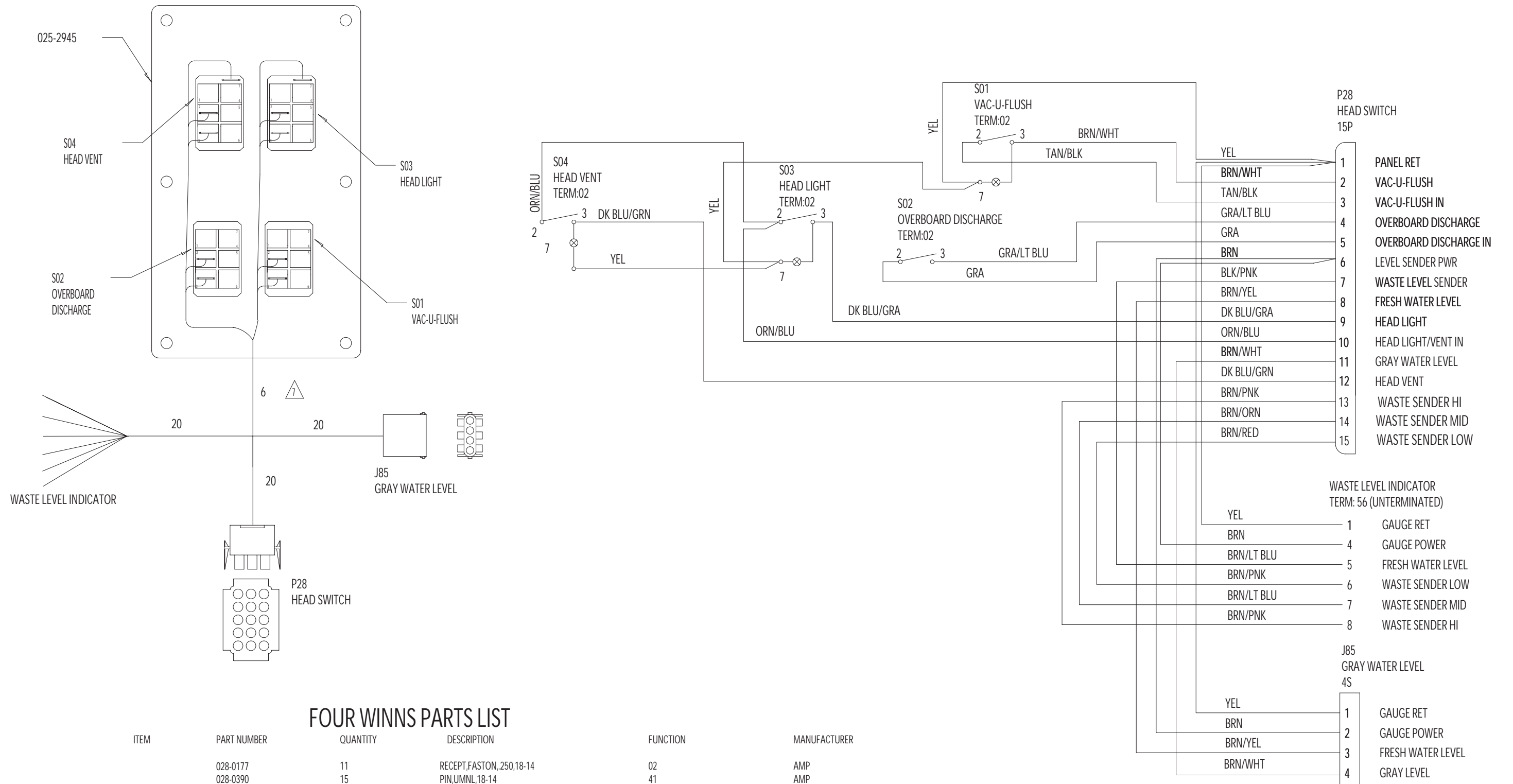
025-2940
PANEL, BLANK,
COCKPIT/PLATFORM 378V



FOUR WINNS PARTS LIST

ITEM	PART NUMBER	QUANTITY	DESCRIPTION	FUNCTION	MANUFACTURER
	028-0390	6	PIN,UMNL,18-14	41	AMP
	028-0177	6	RECEPT,FASTON,,250,18-14	02	AMP
	025-2940	1	PANEL,BLANK, COCKPIT/PLATFORM 378V		AMP
P20	028-0449	1	PLUG, UMNL,9 CKT	TRANSOM SWITCH	AMP
S01	028-1776	1	SWITCH, SPDT, ON-NONE-ON CONT XI	COCKPIT LIGHTS	CARLING
S02	028-1776	1	SWITCH, SPDT, ON-NONE-ON CONT XI	PLATFORM LIGHTS	CARLING

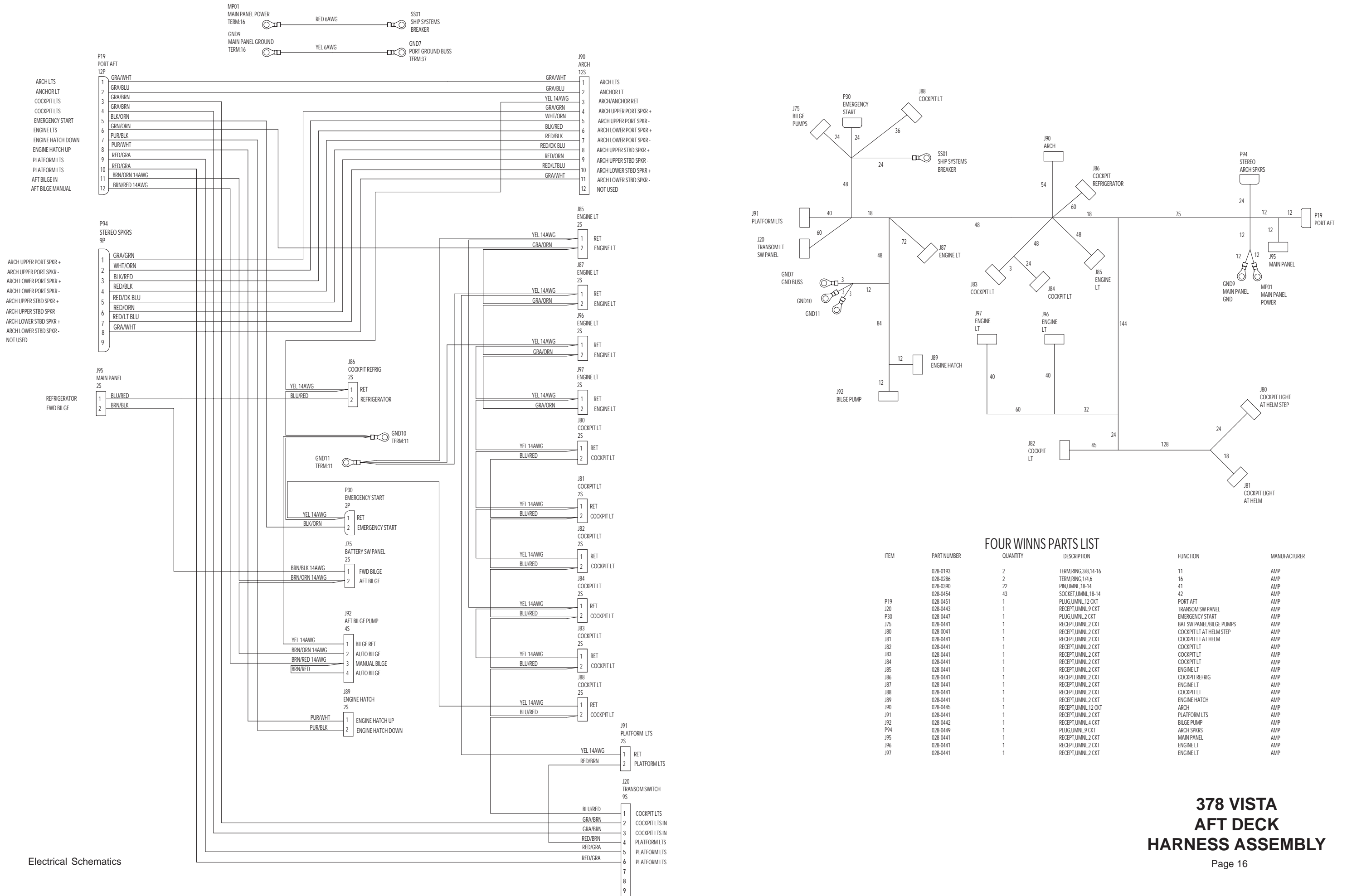
**378 VISTA
COCKPIT/PLATFORM LIGHTS
PANEL ASSEMBLY**



FOUR WINNS PARTS LIST

ITEM	PART NUMBER	QUANTITY	DESCRIPTION	FUNCTION	MANUFACTURER
	028-0177	11	RECEPT,FASTON,.250,18-14	02	AMP
	028-0390	15	PIN,UMNL,18-14	41	AMP
	028-0454	4	SOCKET,UMNL,18-14	42	AMP
	025-2945	1	PANEL,BLANK,HEAD SWITCH	HEAD PANEL	
J85	028-0442	1	RECEPT,UMNL,4 CKT	GRAY WATER LEVEL	AMP
P23	028-0449	1	PLUG,UMNL,9 CKT	HEAD SWITCH	AMP
S01	028-0457	1	SWITCH,UNLIT ON OFF,CONT III	VAC-U-FLUSH	CARL SW
S02	028-0456	1	SWITCH, UNLIT (ON) OFF,CONT III	OVERBOARD DISCHARGE	CARL SW
S03	028-0457	1	SWITCH,SPST ON OFF,CONT III	HEAD LIGHT	CARL SW
S04	028-0457	1	SWITCH,SPST,ON OFF,CONT III	HEAD VENT	CARL SW

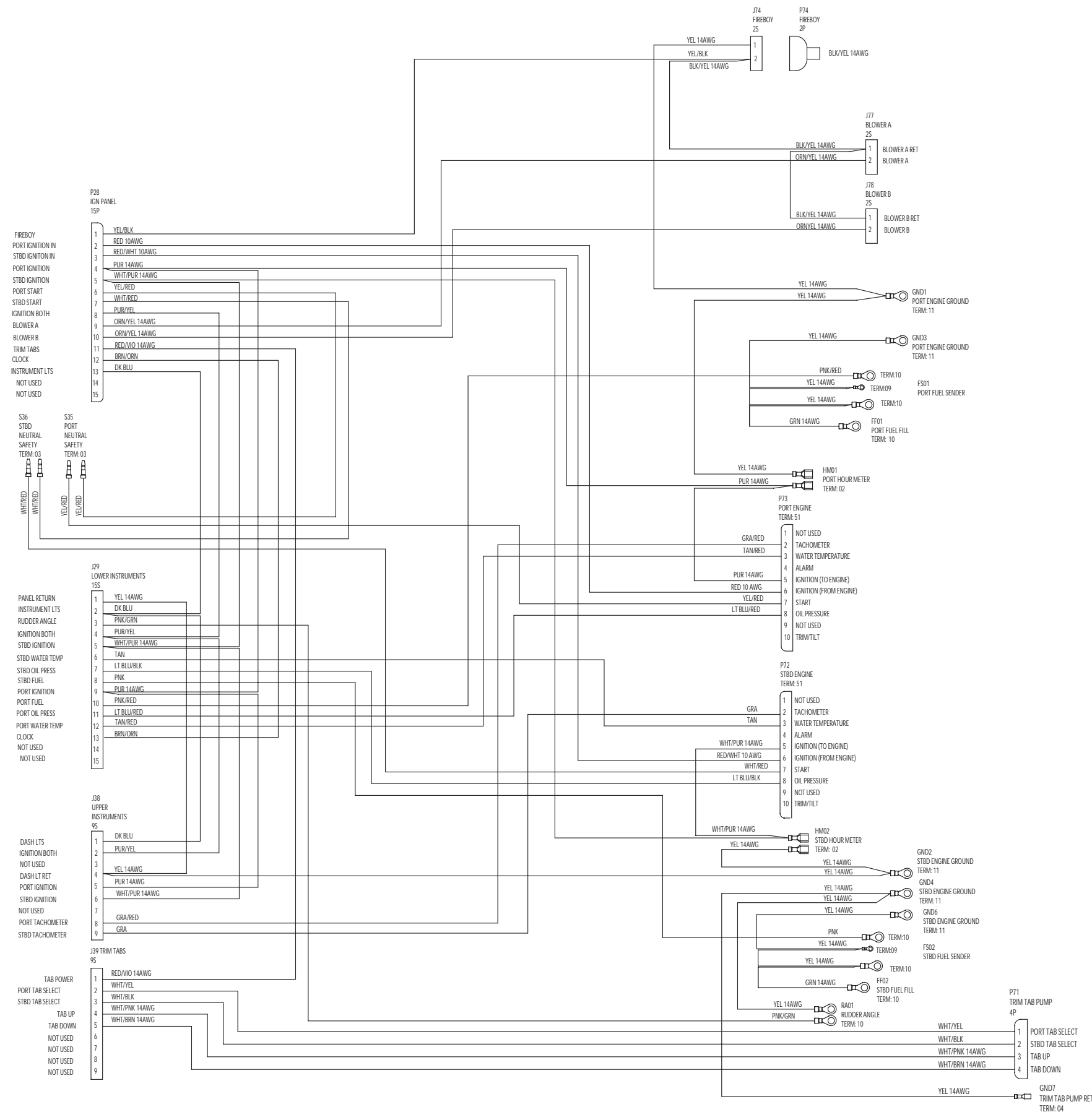
**378 VISTA
HEAD SWITCH
PANEL ASSEMBLY**



FOUR WINNS PARTS LIST

ITEM	PART NUMBER	QUANTITY	DESCRIPTION	FUNCTION	MANUFACTURER
	028-0193	2	TERM.RING,3/8,14-16	11	AMP
	028-0286	2	TERM.RING,1/4,6	16	AMP
	028-0390	22	PIN,UMNL,18-14	41	AMP
	028-0454	43	SOCKET,UMNL,18-14	42	AMP
P19	028-0451	1	PLUG,UMNL,12 CKT	PORT AFT	AMP
J20	028-0443	1	RECEPT,UMNL,9 CKT	TRANSOM SW PANEL	AMP
P30	028-0447	1	PLUG,UMNL,2 CKT	EMERGENCY START	AMP
J75	028-0441	1	RECEPT,UMNL,2 CKT	BAT SW PANEL/BILGE PUMPS	AMP
J80	028-0041	1	RECEPT,UMNL,2 CKT	COCKPIT LT AT HELM STEP	AMP
J81	028-0441	1	RECEPT,UMNL,2 CKT	COCKPIT LT AT HELM	AMP
J82	028-0441	1	RECEPT,UMNL,2 CKT	COCKPIT LT	AMP
J83	028-0441	1	RECEPT,UMNL,2 CKT	COCKPIT LT	AMP
J84	028-0441	1	RECEPT,UMNL,2 CKT	COCKPIT LT	AMP
J85	028-0441	1	RECEPT,UMNL,2 CKT	ENGINE LT	AMP
J86	028-0441	1	RECEPT,UMNL,2 CKT	COCKPIT REFRIG	AMP
J87	028-0441	1	RECEPT,UMNL,2 CKT	ENGINE LT	AMP
J88	028-0441	1	RECEPT,UMNL,2 CKT	COCKPIT LT	AMP
J89	028-0441	1	RECEPT,UMNL,2 CKT	ENGINE HATCH	AMP
J90	028-0445	1	RECEPT,UMNL,12 CKT	ARCH	AMP
J91	028-0441	1	RECEPT,UMNL,2 CKT	PLATFORM LTS	AMP
J92	028-0442	1	RECEPT,UMNL,4 CKT	BILGE PUMP	AMP
P94	028-0449	1	PLUG,UMNL,9 CKT	ARCH SPKRS	AMP
J95	028-0441	1	RECEPT,UMNL,2 CKT	MAIN PANEL	AMP
J96	028-0441	1	RECEPT,UMNL,2 CKT	ENGINE LT	AMP
J97	028-0441	1	RECEPT,UMNL,2 CKT	ENGINE LT	AMP

378 VISTA
AFT DECK
HARNESS ASSEMBLY

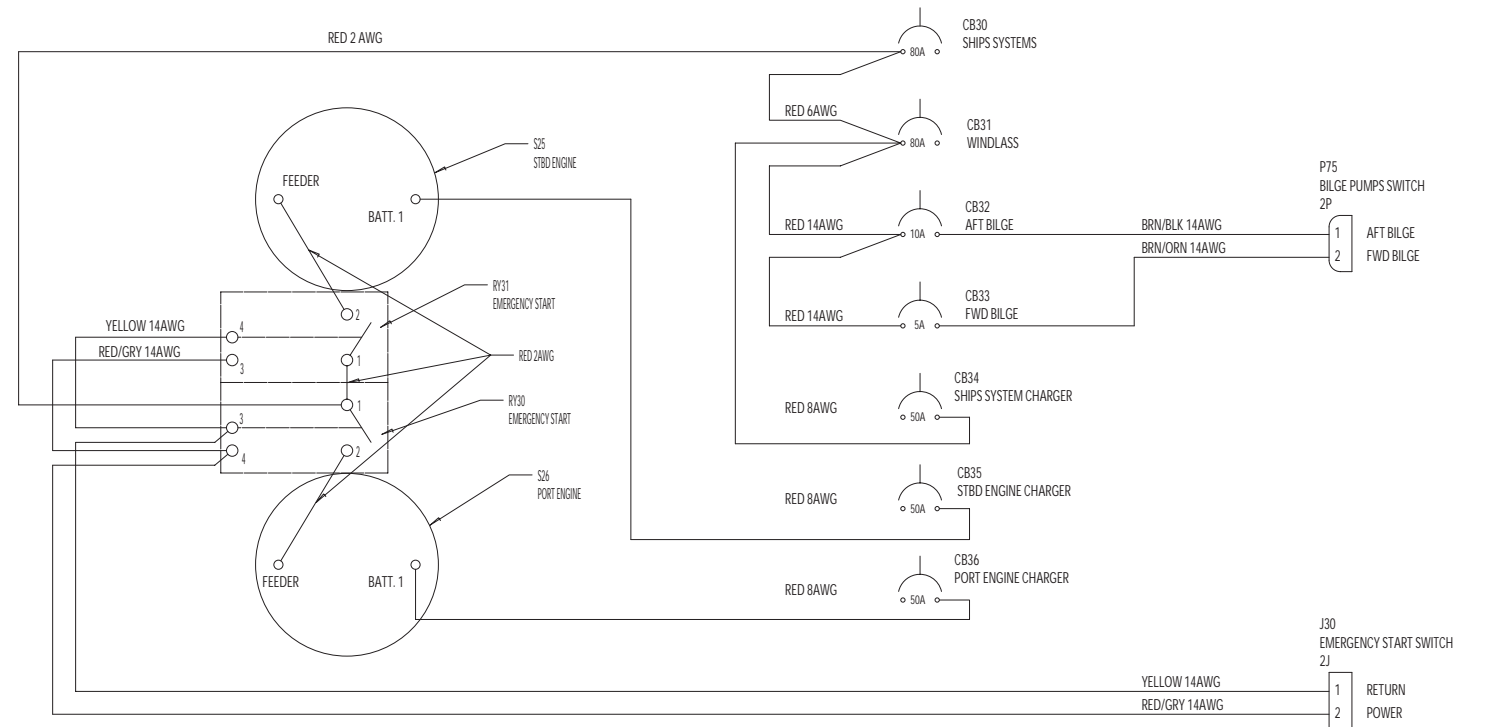
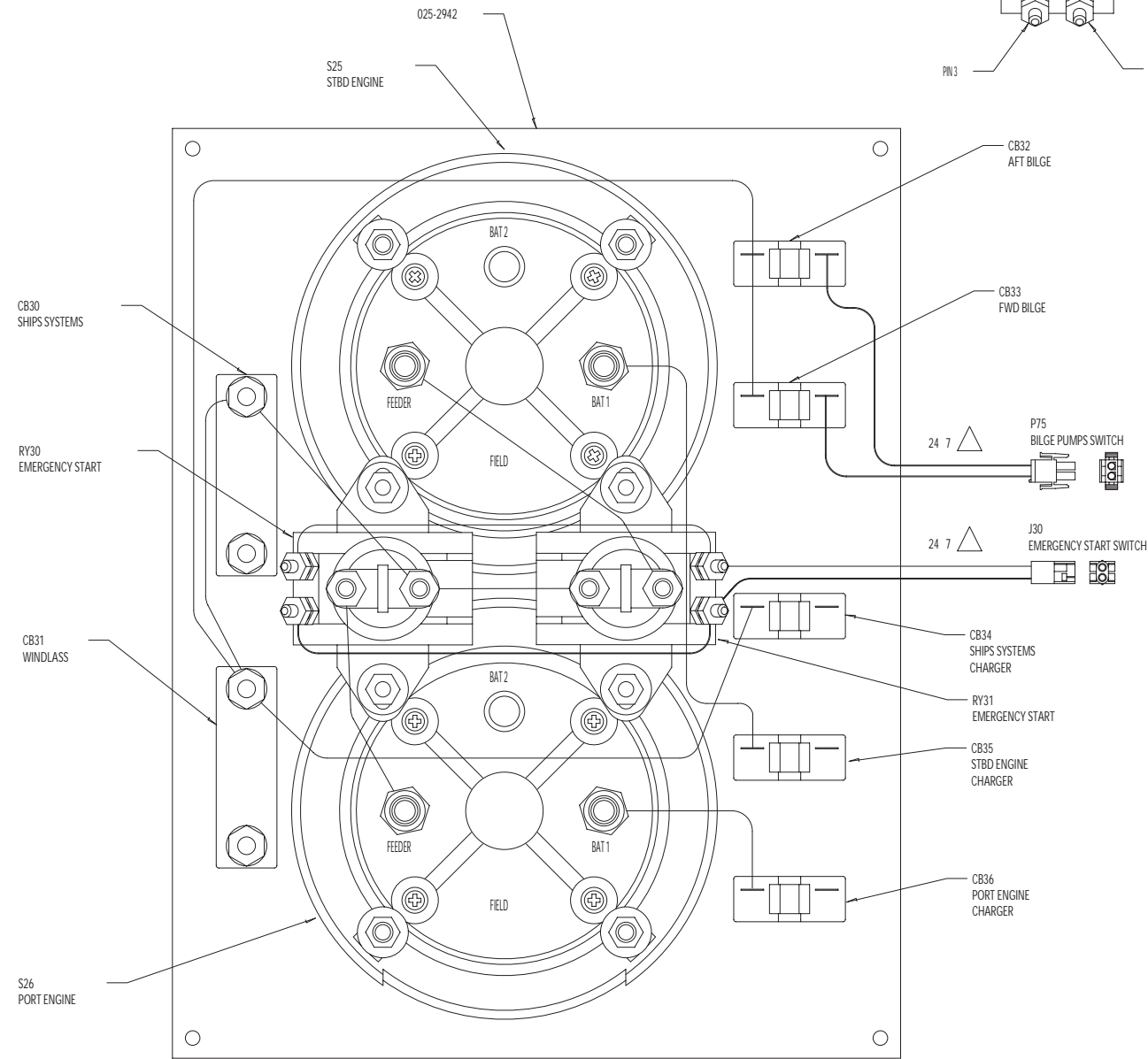
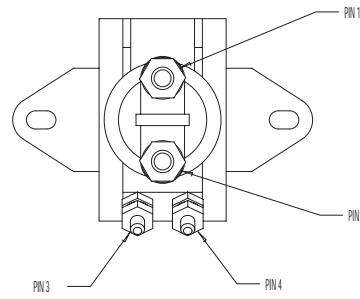


FOUR WINNS PARTS LIST

ITEM	PART NUMBER	QUANTITY	DESCRIPTION	FUNCTION	MANUFACTURER
	028-0177	4	TERM.FASTON.250.16-14	02	AMP
	028-1010	4	TERM.PIN.156.18-14	03	AMP
	028-0201	1	TAB.FASTON.LIF.250.18-14	04	AMP
	028-0191	2	TERM.RING.#10.16-14	09	AMP
	028-0192	6	TERM.RING.1/4.16-14	10	AMP
	028-0193	5	TERM.RING.3/8.16-14	11	AMP
	028-0453	2	PIN.UJMN.L.12-10	40	AMP
	028-0390	17	PIN.UJMN.L.16-14	41	AMP
	028-0454	31	SOCKET.UJMN.L.16-14	42	AMP
			VENDER TERMINATED	51	
F501		REF	FUEL SENDER SW	PORT FUEL SENDER	
F502		REF	FUEL SENDER SW	STBD FUEL SENDER	
FF01		REF	FUEL FILL SS	PORT FUEL FILL	
FF02		REF	FUEL FILL SS	STBD FUEL FILL	
HM01		REF	HOUR METER/HOBBS	PORT HOUR METER	
HM02		REF	HOUR METER/HOBBS	STBD HOUR METER	
RA01		REF	RUDDER ANGLE SENDER	RUDDER REFERENCE	
S35		REF	SWITCH, NEUTRAL SAFETY	PORT NEUTRAL SAFETY	
S36		REF	SWITCH, NEUTRAL SAFETY	STBD NEUTRAL SAFETY	
P28	028-0452	1	PLUG.UJMN.L.15 CKT	IGNITION PANEL	AMP
J29	028-0446	1	RECEPT.UJMN.L.15 CKT	LOWER INSTRUMENTS	AMP
J38	028-0443	1	RECEPT.UJMN.L.9 CKT	UPPER INSTRUMENTS	AMP
J39	028-0443	1	RECEPT.UJMN.L.9 CKT	TRIM TABS	AMP
P71	028-0204	1	PLUG.CJMN.L.4 CKT	TRIM TAB PUMP	AMP
P72			PLUG.ENGINE. OMC	PORT ENGINE PLUG	OMC
P73			PLUG.ENGINE. OMC	STBD ENGINE PLUG	OMC
J74	028-0441	1	RECEPT.UJMN.L.2 CKT	FIREBOY	AMP
P74	028-0448	1	PLUG.UJMN.L.2 CKT	FIREBOY	AMP
J77	028-0441	1	RECEPT.UJMN.L.2 CKT	BLOWER A	AMP
J78	028-0441	1	RECEPT.UJMN.L.2 CKT	BLOWER B	AMP

378 VISTA
AFT SYSTEMS
HARNESS ASSEMBLY

RELAY PIN REFERENCE



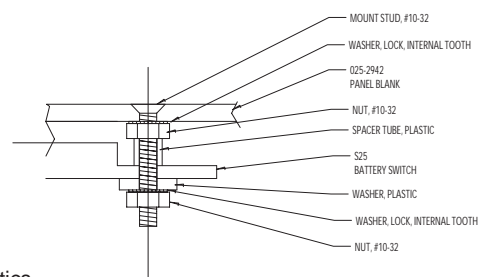
FOUR WINNS PARTS LIST

ITEM	PART NUMBER	QUANTITY	DESCRIPTION	CODE	MANUFACTURER
	028-0177	6	RECEPTACLE FASTON 250,18-14	02	AMP
	028-0178	1	RECEPTACLE FASTON 250,12-10	07	AMP
	028-0286	3	TERMINAL I/A 6	16	AMP
	028-0288	4	TERMINAL I/A 16-14	08	AMP
	028-0289	2	TERMINAL I/A 12-10	10	AMP
	028-0293	2	TERMINAL I/A 18-14	11	AMP
	028-0294	1	TERMINAL I/A 12-10	14	AMP
	028-0295	4	TERMINAL I/A 2	31	AMP
	028-0296	1	TERMINAL I/A 18-14	10	AMP
	028-0407	1	PLUG LAMP 2 CKT	41	AMP
	028-0408	2	PLUG LAMP 18-14	42	AMP
	028-0441	1	RECEPTACLE LAMP 2 CKT	-	AMP
	028-0454	2	SOCKET LAMP 18-14	-	AMP
	025-2942	1	PANEL BLANK BATTERY SWITCH	-	POCKETFACE WIRE
CB30	028-0482	1	BREAKER 80A	SHIPS SYSTEMS	CARL SW
CB31	028-0482	1	BREAKER 80A	WINDLASS	CARL SW
CB32	028-0286	1	BREAKER 10A	AFT BILGE	MP
CB33	028-0286	1	BREAKER 10A	FWD BILGE	MP
CB34	028-1756	1	BREAKER 50A	SHIPS SYSTEMS CHARGER	MP
CB35	028-1756	1	BREAKER 50A	STBD ENGINE CHARGER	MP
CB36	028-1756	1	BREAKER 50A	PORT ENGINE CHARGER	MP
S25	028-0551	1	SWITCH BATTERY #2112 ON/OFF	STBD ENGINE SWITCH	QUEST
S26	028-0551	1	SWITCH BATTERY #2112 ON/OFF	PORT ENGINE SWITCH	QUEST
RY30	028-1753	1	RELAY BATTERY SWITCH PANEL	EMERGENCY START	GENERAL
RY31	028-1753	1	RELAY BATTERY SWITCH PANEL	EMERGENCY START	GENERAL

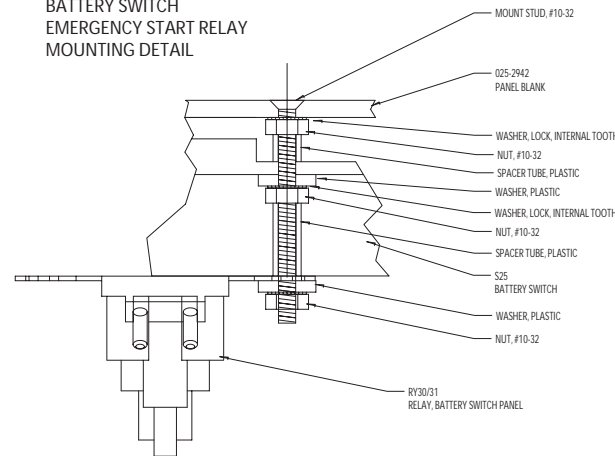
FOUR WINNS WIRE LIST


COLOR	GA	FIRST	PIN	TERM	NOTE	SECOND	PIN	TERM	NOTE	FUNCTION
RED	2	S25	FEEDER	10		RY31	2	31		EMERGENCY START
RED	2	S26	FEEDER	10		RY30	2	31		EMERGENCY START
RED	2	RY30	1	31		CB30	LINE	31		EMERGENCY START
RED	2	RY30	1	31		RY31	1	31		EMERGENCY START
RED	4	CB30	LINE	16		CB31	LINE	16		WINDLASS/SHIPS SYSTEM CHARGER
RED	8	CB31	LINE	14		CB32	LOAD	17		SHIPS SYSTEMS CHARGER
RED	14	CB31	LINE	10		CB32	LINE	02		AFT BILGE IN
RED	14	CB32	LINE	02	SA	CB33	LINE	02		FWD BILGE IN
RED	8	S25	BAT1	11		CB35	LOAD	17		STBD ENGINE CHARGER
RED	8	S26	BAT1	11		CB36	LOAD	17		PORT ENGINE CHARGER
BRN/BLK	14	CB32	LOAD	02		P75	1	41		AFT BILGE
BRN/ORN	14	CB33	LOAD	02		P75	2	41		FWD BILGE
YELLOW	14	RY30	3	08	SB	J30	1	42		EMERGENCY START
RED/GRY	14	RY30	4	08	SC	J30	2	42		EMERGENCY START
YELLOW	14	RY30	3	08	SB	RY31	4	08		EMERGENCY START
RED/GRY	14	RY30	4	08	SC	RY31	3	08		EMERGENCY START

BATTERY SWITCH MOUNTING DETAIL



BATTERY SWITCH EMERGENCY START RELAY MOUNTING DETAIL



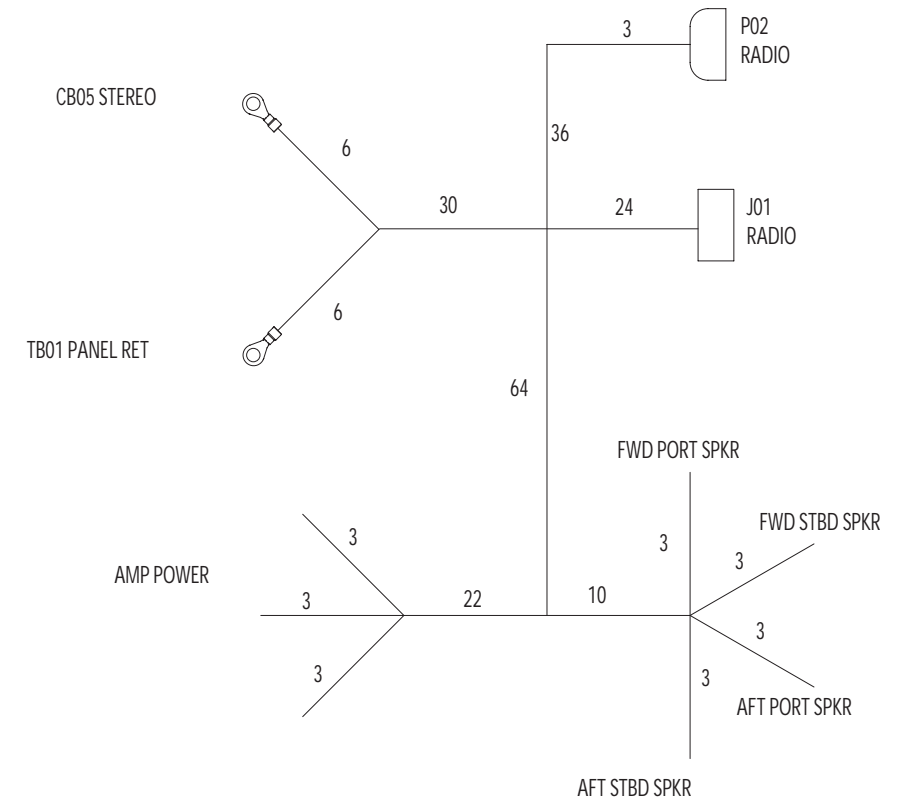
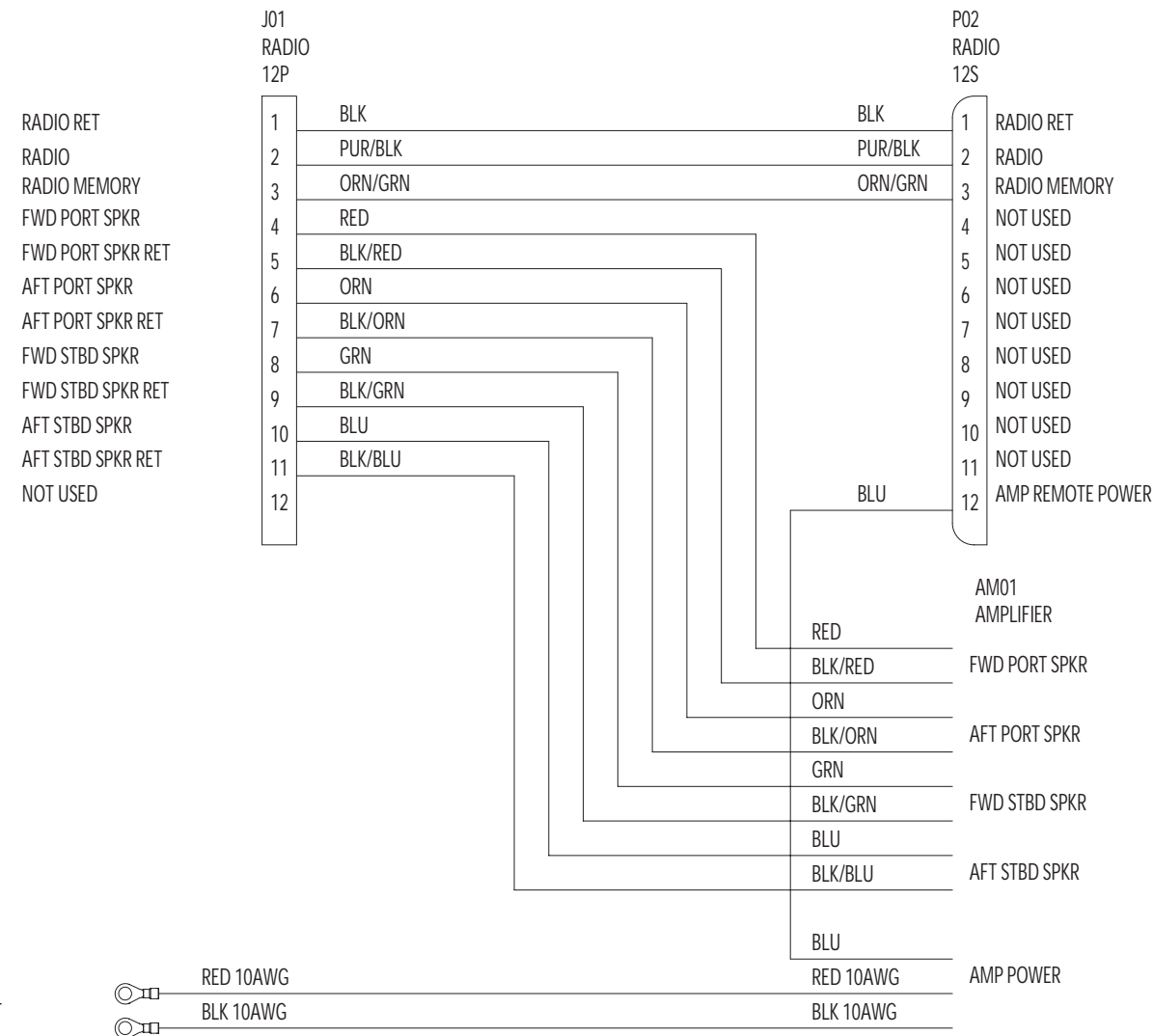


FOUR WINNS PARTS LIST

ITEM	PART NUMBER	QUANTITY	DESCRIPTION	MANUFACTURER
P1	1-640511-0	1	CONN.HOUSING,9 CKT	AMP
P2	1-640511-0	1	CONN.HOUSING,9 CKT	AMP
7 PER CONN.	350967-1	14	PIN,MALE	AMP

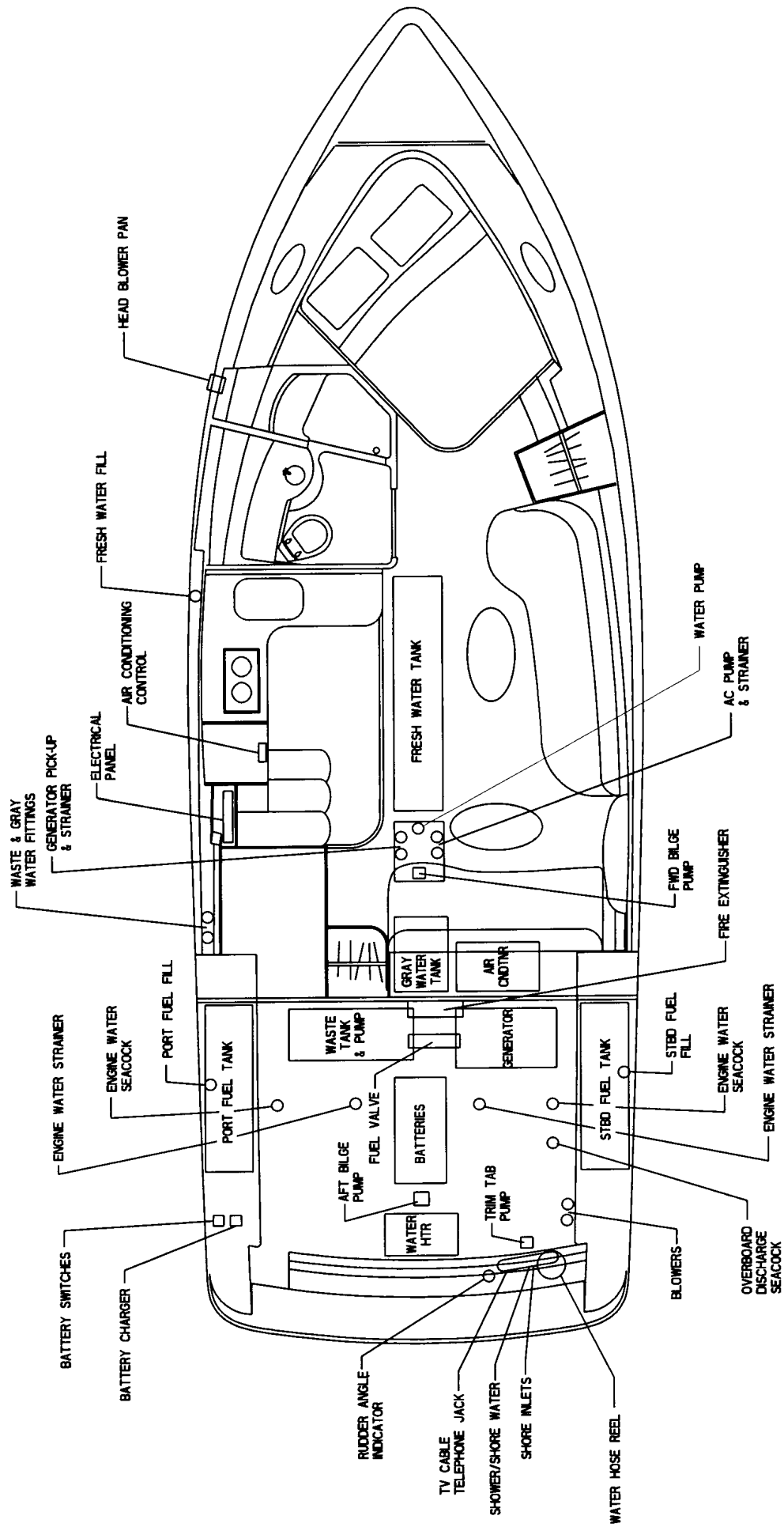
FOUR WINNS PARTS LIST

ITEM	PART NUMBER	QUANTITY	DESCRIPTION	FUNCTION	MANUFACTURER
	028-0195	2	TERM,RING,#10,12-10	13	AMP
	028-0390	11	PIN,UMNL,18-14	41	AMP
	028-0454	4	SOCKET,UMNL,18-14	42	AMP
AM01		REF	AMPLIFIER,SONY 754	AMPLIFIER	
CB05		REF	BREAKER,10A	STEREO BREAKER	
J01	028-0445	1	RECEPT,UMNL,12 CKT	RADIO	AMP
P01	028-0451	1	PLUG,UMNL,12 CKT	RADIO	AMP
TB01		REF	TERMINAL BLOCK,10 POS	DC RET	



378 VISTA
SONY AMPLIFIER
HARNESS ASSEMBLY

378 VISTA LOCATOR DRAWING





FOUR WINNS[®]

Part # 090-2697

FOUR WINNS L.L.C.