



 **FOUR WINNS[®]**

2004 > SPORT BOATS
> CUDDY CABINS



CONTENTS

ABOUT FOUR WINNS®	2-13
SPORT BOAT OVERVIEW	14-15
FOUR WINNS FREEDOM SERIES	16-19
FOUR WINNS FISH & SKI MODELS	20-21
FOUR WINNS HORIZON® SERIES	22-37
FOUR WINNS SPORT BOAT EQUIPMENT LISTS	38-47
CUDDY CABIN OVERVIEW	48-49
FOUR WINNS SUNDOWNER™ SERIES	50-57
FOUR WINNS CUDDY CABIN EQUIPMENT LISTS	58-61
SELECTED OPTIONS	62-23
CANVAS AND COLORS	64



Welcome to Four Winns for 2004. This model year promises to be one of our strongest ever. That's because Four Winns is bringing boaters more of everything they want: Quality. Experience. Style. Technology. No other boat company offers so much value — or so many superb models — in the sport boat and cuddy cabin categories.

QUALITY. EXPERIENCE. STYLE. TECHNOLOGY.

2004 will be remembered as a year for remarkable innovation. Even more importantly, for those who decide to take delivery of one of these exceptional boats, this will mark the beginning of a satisfying new ownership experience and some of the best days of your life. Thank you for your interest in Four Winns.


Sincerely,

John Anderson, President

Boat building involves making choices: this material over that material...this supplier rather than that one ...make this standard equipment, and this optional. As a sport boat or cuddy buyer, you might wonder: Did they make the choices I'd have made? The answer is yes.

QUALITY

Four Winns consistently makes the right choices, not just in what you can see and feel, but also in those parts of your boat's construction that may never see the light of day. Choices? We've made plenty of them. Sacrifices? Not when it comes to our product's quality. And that is reason number one to choose Four Winns.



SNAP-IN CARPET

They call it Aqua-Trac. We call it amazing. This special marine-grade carpeting is so impervious to wear, you might be tempted to have it installed in your family room. Ours even snaps out, so you can clean beneath. HMMMMM...

FIBERGLASS LINER

Yes, it costs more to put a full fiberglass liner in a boat. But we know you'll appreciate the convenience associated with its care and maintenance, not to mention the outstanding durability.



COMFORT-RIDE™ BUCKET SEATS

A patented shock-absorbing suspension system gives our bucket seats a more comfortable, secure ride.

There's a flip-up bolster to give you a better view, and side cutaways to provide ventilation to your lower back.



POLYCARBONATE LENSES

You'd think glass would be superior when it comes to gauge lenses. Not so. Our polycarbonate lenses actually permit more air to circulate, which helps prevent fogging and condensation.



POLYCARBONATE

GLASS



STAINLESS STEEL FITTINGS

You'll appreciate the strength and durability of stainless steel pull-up cleats, lifting eyes, rails and other hardware for many years to come.

A SUPERIOR INTERIOR


Every inch of every Four Winns cockpit has been artfully designed and meticulously crafted out of premium-grade materials.

CONSTRUCTION

From flotation foam to vinylester barrier coat, the layers of a Four Winns hull and deck have been carefully engineered for maximum strength, durability, and yes, beauty.

LAMINATION SCHEDULE

- 1** Premium gel coat
- 2** Vinylester barrier coat
- 3** Fiberglass skin coat
- 4** Fiberglass schedule
- 5** Woven roving
- 6** Fiberglass schedule
- 7** Woven roving
- 8** Fiberglass schedule in high load areas
- 9** Woven roving in high load areas
- 10** Selective coring
- 11** Flotation foam





< STORAGE GALORE

It's not just that there is an incredible amount of storage on these boats, it's that it's the right **kind** of storage for what you do. Coolers. Wake boards. PFDs. Dry gear and wet gear. Bring it on...we've got room!



GREAT CONNECTIONS

The hull and deck are joined with triple fastened stainless steel screws and sealed with a silicone adhesive. The 180 Horizon and larger models feature a stainless steel insert as well — all designed to protect your boating investment.

DEEP-REACH LADDER

It's a difference you might not truly appreciate until the first time you have to board the boat from deep or choppy water. Our deep-reach ladder extends further, and is angled out to meet you — making boarding a breeze.

For nearly 30 years now, Four Winns® has been making boats — and boating — better. In the industry, Four Winns is known for setting the benchmark in standard equipment. 2004 is no exception. We've put everything

EXPERIENCE

we know into these Horizon and Sundowner models. More storage. More standards. More seating. More functionality. More versatility. See how our experience can make your boating experience a better one. Make your next boat a Four Winns.






1



2



3



4



5



6



SWIM PLATFORM SYSTEMS

When the boat's at rest, the integrated or available extended swim platform go to work. It's the perfect place to don your ski or sit and watch the sunset.



1 TILT STEERING > Everyone wants to take a turn driving, so Four Winns makes tilt steering standard. **2 COOLERS** > Their size and location may vary, but Four Winns puts coolers in convenient places — like beneath the seats. **3 BOW LADDER/ANCHOR LOCKER** > Several Four Winns models feature this nifty feature — a telescoping bow ladder that stows in the anchor locker. **4 TRANSOM WALK-THRU** > Step right up — no need to step over. Many Four Winns models feature a walk-thru transom. **5 & 6 STORAGE LOCKERS** > In the aft deck, in the floor, in the walk-thru...Four Winns builds storage in all kinds of places, so you'll have room for all kinds of things.

FOUR WINNS FACILITIES

Four Winns' six facilities are located in Cadillac, Michigan.

Our company employs more than 600 people.

Top row: sport boat/deck boat manufacturing; cruiser manufacturing and trailer fabrication.


Bottom row: engineering center, cabinetry facility and testing facility.



1



3



4



2



5

1 CORIAN® COUNTERTOP > Stylish and practical, several Horizon and Sundowner models are equipped with a solid surface cockpit refreshment center. **2 GRAPHICS/EXHAUST VENT** > The contemporary styling of Four Winns® boats is accentuated by an available Quick & Quiet stainless steel exhaust. **3 RAISED DESIGNATOR** > Catching the glint of the sun, our raised designators feature a chrome finish. **4 & 5 AQUAFLEX VINYL** > Looks and feels like leather, but designed to withstand intense wear and weather, our exclusive Aquaflex™ vinyl is the ultimate material for your boat's cockpit.





< CHOICE GEL COAT SELECTIONS

Six rich gel coat colors, plus the option of standard color placement (shown at top of this photo) or Classic Color Band (shown at the bottom of this photo), plus available graphics packages, make it possible for you to customize the look of your new boat.

A Four Winns makes a great first impression. Its sleek and stylish profile will capture your attention, and make you beam with pride at the launch. But it's the boat's inner beauty that will captivate you as time goes on. Luxurious little extras, such as a Corian®-

STYLE

topped serving surface, the long-lasting luster of a premium finish, the gleam of stainless steel, or the luxurious feel of Aquaflex™ vinyl. Buy it for its good looks. Keep it for its ability to age gracefully, earning your respect with each passing year. And rest assured that your new sport boat or cuddy comes from a good family...after all, it's a Four Winns.



From high quality casual Four Winns clothing to logo accessories and boating gear, you'll find it fun to shop on-line at www.fourwinns.com.



PULL-UP CLEATS > Optional stainless steel pull-up cleats make your boat's profile more sleek and they won't snag.



If it's been a while since you've shopped the new sport boat or cuddy market, you're in for some pleasant surprises. Stern drive and outboard propulsion are more reliable and fuel-efficient than ever. Instrument panels

TECHNOLOGY



are now equipped with backlit gauges and simple-to-use rocker switches and circuit breaker wiring harnesses for easy service. And exciting new advancements, such as satellite stereos, have found their way to the water. So if you want the latest and greatest things in boating, look no further than the Four Winns® 2004 model line-up.



POWERFUL PERFORMANCES

Today's marine engines monitor internal functions and automatically optimize fuel mixture and timing, resulting in more power and efficiency. Four Winns offers an array of performance-engineered propulsion options, including those with DuoProp or Bravo drives.

MERCURY
MerCruiser



VOLVO
PENTA

ADVANCED DESIGN

Four Winns utilizes the latest computer-aided design technology and ergonomics expertise to ensure maximum comfort for all passengers.

PREMIUM GEL COAT

Like the shine? Better get used to it! All Four Winns boats are made with premium gel coat for outstanding (and long-lasting) gloss.






STABLE-VEE™ HULL

It is one of the most profound changes ever made to running surface design – and it may never have happened if boat designer Tom Wenstadt hadn't decided to take his mom for a ride. In those days, boats still had a wobbly sway from side to side. So Tom designed Stable-Vee. Now moms everywhere are happy. You will be, too.

These "after pods" help the boat plane more quickly, like a set of trim tabs.

The unique shape of this chine gives the boat its large stable footprint.



The angle of the rise in the boat's hull creates a smooth ride.

A stepped running surface reduces the friction/drag while underway.

SIRIUS SATELLITE STEREO SYSTEM

Four Winns is in tune with what boaters want.



Here's some sound advice: SIRIUS satellite radio is the ultimate in entertainment. Four Winns has equipped all its 2004 models with a complete satellite stereo system. A **free 12-month subscription** to SIRIUS' 60 commercial-free music streams and 40 news, sports, weather and entertainment streams is provided.† Go to www.sirius.com for details. †Dealer activation required. See your Four Winns representative for details.



CLARION STEREO SYSTEM

Your new Four Winns comes equipped with an award-winning Clarion Watertight Xtreme Marine Stereo which has been designed, engineered and built for use in demanding operating conditions.



SURE-LOAD™ CUSTOM-MATCHED TRAILERS

Trailer-made for your boat.



Sure-Load trailers are the envy of anyone who has ever launched a boat — and the only way to get one is to buy a Four Winns®. That's because Four Winns manufactures its own trailers. The low-profile design provides superior stability and fuel economy, and the custom-matched carpeted guides make misalignment virtually impossible. Back the trailer down — release the strap — and float the boat off. It's that simple, and so is the process for loading. A Sure Load trailer is superior when stored, too, thanks to a unique, swing-away tongue design that reduces the storage space needed. A top-of-the-line boat deserves the top-of-the-line trailer: Sure-Load by Four Winns.





2



3



5



4



6



7




8

1 SPARE TIRE > Keep the good times rolling with this optional spare tire. **2 ALUMINUM WHEELS** > For the ultimate in good looks, choose optional aluminum wheels for your boat's trailer, also available on the spare tire option. **3 DISC BRAKES** > Boost your braking power with standard disc brakes. **4 BOW ROLLER** > This new bow roller protects your boat's hull from marks or scuffs when being loaded. **5 TRAILER COUPLER** > Heavy-duty galvanized steel forms the connection between tow vehicle and trailer. It features safety chains or cables and surge brakes. **6 LIGHTS** > Trailer lights have been designed for frequent submersion into water. **7 WIRING HARNESS** > This handy five-pin harness connects to your vehicle turn signals and running lights, and deactivates brakes when backing up. **8 SWING-AWAY OR REMOVABLE TONGUE** > Short on space? This clever design reduces the trailer length by several feet.

< **LEARN A SECRET TO SUCCESSFUL BACKING UP**

Visit the "tips for better trailering" section on our web site, www.fourwinns.com.



WINNING EDGE OWNER PROTECTION PLAN

The best warranty on water.



Lifetime
Structural components of the hull and deck



5 YEARS
Osmotic hull blistering



3 YEARS
Non-structural parts and components



1 YEAR
Against cracking, crazing, or fading of the exterior gel coat finish

Dare to compare, and you'll find that Four Winns® has one of the finest — if not the finest — owner protection plans in the industry. The Winning Edge Owner Protection Plan gives you added peace of mind for as long as you own your boat on structural components of the hull and deck...five (5) years against osmotic blistering of the hull...three (3) years on non-structural parts and components...one (1) year

against cracking, crazing, or fading of the exterior gel coat finish. It's proof positive of our confidence in our products, and it gives you valuable peace of mind for many years to come. Unlike some warranties, Winning Edge is transferrable to the next owner, which makes your boat more valuable, too.



REAL-WORLD PRODUCT TESTING

Winds are out of the north, and the white caps are frothing steadily forth. It's time to go boating — if you're a Four Winns test driver, that is. Four Winns tests its products in all kinds of conditions, performing all sorts of maneuvers, including some you may not want to try on your own!

Get all the details about Four Winns boats via our web site,
www.fourwinns.com.



The Four Winns difference continues for as long as you own your boat. Your Four Winns Professional Marine Retailer is your link to one of the most comprehensive factory support systems in boating.

See your Four Winns Dealer for complete warranty information.





CUSTOMER SUPPORT Four Winns invests extensively in customer support systems. For example, our parts stocking program helps dealers maintain inventory of frequently used items, so you don't have to wait too long to get your boat back. Four Winns also compensates dealers fairly for warranty work performed, so your boat's repair is always first-rate. Got a question or need that your dealer can't resolve? Call us. We strive to earn high marks from every customer — not just the ones who complete surveys.



The only recreational boat company to receive three CSI awards.


Four Winns was committed to customer satisfaction long before it was an industry buzz word. Perhaps that's why Four Winns was the only recreational boat company in 2003 to receive CSI awards in three separate categories, including bow riders. Crystal trophies are great. But the real prize is your continued loyalty, and that's what we're after with our CSI program.



The new name for customer care is Genmar FirstMate™ and Genmar FirstMate Plus™. To learn more, ask your dealer or go to www.genmarfirstmate.com.



1



2



3




4



5



6



7



8



9



10



11



12



13

FREEDOM/HORIZON® EXTRA VALUE STANDARD FEATURES

What many boat manufacturers consider optional, Four Winns® considers essential to your boating fun. That's why so many premium features are standard on most sport boat models. See your dealer for details.

- Aquaflex™ vinyl
- Burlwood helm with Faria fog-resistant, gold bezel gauges
- Canvas, bimini top
- Clarion® AM/FM/CD player
- Cockpit carpet, 40-oz. snap-in
- Cockpit refreshment center (230 and up)
- Cooler(s)
- Compass
- Depth sounder
- Fiberglass liner
- Gel coat color choices
- Genmar® FirstMate™
- In-floor ski locker
- Hour meter in tachometer
- Ladder, angled, deep-reach
- Premium gel coat
- Rub rail, rigid white vinyl w/stainless steel insert
- Shower, aft (230 and up)
- Steering, tilt wheel
- SIRIUS® satellite stereo system w/12-month subscription
- Stereo remote at helm
- Trailer, Sure-Load™ (opt. 280)
- Winning Edge Owner Protection Plan

Some exclusions apply.



FREEDOM MODELS SPORT BOATS

170 > 180

HORIZON™ MODELS

170 > 170 F&S > 180 > 190 > 200 > 210 > 230 > 250 > 280



1 SKI LOCKER > An in-floor ski locker holds water skis and more. **2 ANCHOR LOCKER** > Most sport boats boast an anchor locker at the bow. **3 BACK-TO-BACK LOUNGERS** > Standard on many sport boats, the back-to-back lounge offers a reclining area. **4 WALK-THRU DOORS** > Use them to cut the flow of air between bow and cockpit. **5 FLIP-UP BOLSTER** > At the helm, the flip-up bolster seat gives the driver a boost. **6 CLARION® SOUND** > You won't miss a beat with the high-grade marine radio, complete with SIRIUS satellite stereo. **7 GOLD BEZEL DETAIL** > Many

Horizons feature the burlwood dash and gold-bezel gauges. **8 STORAGE UNDER SEATS** > There's room to spare! **9 STEREO REMOTE AT HELM** > Keeps your tunes right at your fingertips. **10 COCKPIT REFRESHMENT CENTER** > A stylish component for entertaining, featuring Corian® countertops (available on most sport boats). **11 STERN LADDER** > Makes boarding your boat just that much easier. **12 REMOVABLE COOLER** > Conveniently tucked beneath the seating. **13 COMPASS** > A compass is conveniently located at the instrument panel.



170 FOUR WINNS® FREEDOM

Skip the long lines and forget about luggage checks. For the price of some one-time getaways, boaters can escape anytime in the Four Winns® 170 Freedom model for the year 2004. A popular choice for first-time owners, this model has a full fiberglass cockpit, attractive and durable diamond-pattern snap-in carpet, and premium gel coat on all fiberglass components. The 170 Freedom features an easy-to-read instrument panel and soft-touch steering wheel. A roomy cooler and a cup holder reside at the passenger's seat. A SIRIUS satellite entertainment system delivered via a Clarion® marine stereo/CD player – standard equipment on all Four Winns models this year (see page 9 for details).

170 FREEDOM SPECIFICATIONS

LOA	16'6" / 5.03 M
BEAM	7'6" / 2.29 M
DEADRISE	18°
DRAFT – DRIVE DOWN	28" / 71 CM
FUEL CAPACITY	24 GAL / 91 L
MAX. CAPACITY	1,850 LBS / 839 KG
APPROX. BOAT & ENGINE WEIGHT	1,790 LBS TO 2,190 LBS 812 KG TO 993 KG
TRAILER WEIGHT	640 LBS / 290 KG



< 170
180

FISH & SKI OPTION



180 FOUR WINNS® FREEDOM

Do a 180 and escape with the anytime vacation vehicle so aptly named, Freedom. The Freedom series of sport boats has long represented outstanding quality and value in the open bow class. In this year's edition, a full fiberglass liner has a new, premium-grade 40-ounce snap-in carpet. The standard Clarion® marine stereo now comes with a free 12-month subscription to SIRIUS' satellite entertainment. And the Sure-Load trailer and Winning Edge Owner Protection Plan, always the best, got even better. Isn't it time you had a little Freedom?



FISH & SKI OPTION



SPECIFICATIONS

LOA	18'0" / 5.49 M
LOA W/OPTIONAL SWIM PLATFORM (NA w/OB)	18'10" / 5.74 M
BEAM	8'0" / 2.44 M
DEADRISE	19°
DRAFT - DRIVE DOWN	(10) 31" (OB) 29" / (10) 79 CM (OB) 74 CM
FUEL CAPACITY	32 GAL / 121 L
MAX. CAPACITY	(10) 1,300 LBS (OB) 2,000 LBS / (10) 590 KG (OB) 907 KG
APPROX. BOAT & ENGINE WEIGHT	2,050 LBS TO 2,570 LBS 930 KG TO 1,165 KG (F&S WEIGHT VARIES)
TRAILER WEIGHT	780 LBS / 354 KG



**VOLVO
PENTA**



FOUR WINNS® FISH & SKI STERN DRIVES

As if you needed another reason to go fishing, here's a thought: Four Winns Fish & Ski models are full-featured fishing crafts with a built-in livewell, tackle box, pedestal seats, removable side windshield wings, fish finder, built-in battery charger and a trolling motor. But the great thing is, this boat also doubles as a runabout, so you can enjoy all those other on-the-water activities like water skiing, inner tubing, wakeboarding and more. They're the boats with two personalities — both being as outgoing and fun-loving as you are. For details too numerous to describe here, visit our web site.



180 FREEDOM F&S SPECIFICATIONS	
LOA	18'0" / 5.49 M
LOA W/OPTIONAL SWIM PLATFORM	18'10" / 5.74 M
BEAM	8'0" / 2.44 M
DEADRISE	19°
DRAFT – DRIVE DOWN	31" / 9 CM
FUEL CAPACITY	32 GAL / 121 L
MAX. CAPACITY	1,300 LBS / 590 KG
APPROX. BOAT & ENGINE WEIGHT	2,050 LBS TO 2,570 LBS / 930 KG TO 1,165 KG
TRAILER WEIGHT	780 LBS / 354 KG




170 HORIZON F&S SPECIFICATIONS	
LOA	17'4" / 5.28 M
BEAM	7'6" / 2.29 M
DEADRISE	21°
DRAFT – DRIVE DOWN	33" / 84 CM
FUEL CAPACITY	24 GAL / 90 L
MAX. CAPACITY	1,150 LBS / 522 KG
APPROX. BOAT & ENGINE WEIGHT	2,330 LBS TO 2,540 LBS / 1,060 KG TO 1,150 KG
TRAILER WEIGHT	640 LBS / 290 KG

VOLVO PENTA

170 FOUR WINNS® HORIZON™

Shop the 17-foot open bow boat market a bit, and you'll soon discover what the name Horizon stands for: MORE. No other boat manufacturer provides such a complete, water-ready package — including a custom-matched trailer, choice of design-matched stern drive power, and an extensive list of standards. So compare. You'll find no other 17-footer measures up to the 170 Horizon by Four Winns.



170 >

180

190

200

210

230

250

280



**VOLVO
PENTA**

SPECIFICATIONS

LOA	17'4" / 5.28 M
BEAM	7'6" / 2.29 M
DEADRISE	21°
DRAFT — DRIVE DOWN	33" / 84 CM
FUEL CAPACITY	24 GAL / 90 L
MAX. CAPACITY	1,150 LBS / 522 KG
APPROX. BOAT & ENGINE WEIGHT	2,330 LBS TO 2,540 LBS 1,060 LBS TO 1,150 LBS
TRAILER WEIGHT	640 LBS / 290 KG



170
180 >
 190
 200
 210
 230
 250
 280

**VOLVO
 PENTA**



180 FOUR WINNS® HORIZON™

Remember how big the world seemed when you were a child? It'll seem that way again when you view it from the water. Look around you. Not a worry or a care in sight. Only endless possibilities for fun and adventure. Introduced last year, the 180 Horizon is more than up to the task of being your getaway vehicle and comes already stocked with an over-abundance of extra value features. Choose the available standard or optional SunSport Seating.



SPECIFICATIONS

LOA	18'4" / 5.59 M
BEAM	7'9" / 2.36 M
DEADRISE	19°
DRAFT – DRIVE DOWN	31" / 79 CM
FUEL CAPACITY	32 GAL / 121 L
MAX. CAPACITY	1,300 LBS / 590 KG
APPROX. BOAT & ENGINE WEIGHT	2,450 LBS TO 2,690 LBS 1,110 KG TO 1,220 KG
TRAILER WEIGHT	780 TO 880 LBS / 354 TO 399 KG





190 FOUR WINNS® HORIZON™



Before long, they'll be asking you for gas money and the car keys. For now, though, those little ones are content to be with you — especially if you happen to be going boating! So load up the cooler. Gather up the towels and water toys. Your new 190 Horizon is ready and waiting, and the kids, literally, can't wait. (190 Horizon also available with a wakeboard tower.)

SPECIFICATIONS

LOA	18'6" / 5.64 M
LOA W/OPTIONAL SWIM PLATFORM	20'2" / 6.15 M
BEAM	8'1" / 2.46 M
DEADRISE	19°
DRAFT — DRIVE DOWN	31" / 79 CM
FUEL CAPACITY	38 GAL / 144 L
MAX. CAPACITY	1,400 LBS / 635 KG
APPROX. BOAT & ENGINE WEIGHT	2,650 LBS TO 2,800 LBS 1,200 KG TO 1,270 KG
TRAILER WEIGHT	780 TO 880 LBS / 354 TO 399 KG



170
180
190 >
200
210
230
250
280



SPECIFICATIONS

LOA	19'6" / 5.95 M
LOA W/OPTIONAL SWIM PLATFORM	21'2" / 6.45 M
BEAM	8'5" / 2.57 M
DEADRISE	19°
DRAFT - DRIVE DOWN	32" / 81 CM
FUEL CAPACITY	42 GAL / 159 L
MAX. CAPACITY	1,600 LBS / 726 KG
APPROX. BOAT & ENGINE WEIGHT	2,810 LBS TO 2,970 LBS 1,270 KG TO 1,350 KG
TRAILER WEIGHT	780 TO 900 LBS / 354 TO 408 KG

- 170
- 180
- 190
- 200 >**
- 210
- 230
- 250
- 280



200 FOUR WINNS® HORIZON™

Hey sports fans. Here's some news. The Four Winns® 200 Horizon™, a favorite among skiers, wakeboarders and other water sports lovers, is now available with a Wakeboard Tower Package. What does that mean? It means you can take your sport up a notch, and have a boat that looks cool, too. Of course, the 200 looks just plain gorgeous without the tower, and can be ordered with a Classic Color Band. A glove box/cooler combination is located on the passenger side, the helm is complete with tilt steering, compass and depth sounder. Clarion marine stereo with SIRIUS subscription is standard, and there's ample storage on-board, including multi-level sidewall compartments.



210 FOUR WINNS® HORIZON™

The 210 Horizon is a product of "cross-stream architecture" — merging two distinct categories into one fine boat. A full U-wrap lounge features back rests that deploy to create dual sun lounges. A center walk-thru area, with skid-resistant fiberglass steps is built into the transom beneath the center removable seat cushion. ComfortRide™ adjustable bucket seats with new side vents will help you keep your cool in the afternoon sun. This boat is really loaded: dual transom side lockers, walk-thru doors at the windshield, SIRIUS satellite stereo system and a Clarion AM/FM stereo/CD player, tons of storage and a telescoping bow ladder.



SPECIFICATIONS

LOA	22'0" / 6.71 M
BEAM	8'6" / 2.59 M
DEADRISE	19°
DRAFT — DRIVE DOWN	36" / 91 CM
FUEL CAPACITY	50 GAL / 189 L
MAX. CAPACITY	1,900 LBS / 863 KG
APPROX. BOAT & ENGINE WEIGHT	3,800 LBS TO 3,890 LBS 1,720 KG TO 1,760 KG
TRAILER WEIGHT	1,074 LBS / 487 KG

170

180

190

200

< 210

230

250

280



- 170
- 180
- 190
- 200
- 210
- < 230
- 250
- 280



230 FOUR WINNS® HORIZON™

In the automotive world, they're called "cross-overs." Vehicles that blend the best of several segments to create a new category. In our world, they're called Horizons — the new 210, 230 and 250. From the ingenious new sun pad system with U-wrap seating and aft shower...to the bow ladder/anchor storage system...to the truckloads of storage in between, these boats are not only different, they're beyond compare. So make way for a new Horizon — in your driveway.



SPECIFICATIONS

LOA	24'0" / 7.32 M
BEAM	8'6" / 2.59 M
DEADRISE	20°
DRAFT – DRIVE DOWN	34" / 86 CM
FUEL CAPACITY	58 GAL / 219 L
MAX. CAPACITY	2,000 LBS / 909 KG
APPROX. BOAT & ENGINE WEIGHT	4,270 LBS TO 4,330 1,940 KG TO 1,960 KG
TRAILER WEIGHT	1,260 LBS / 571 KG



250 FOUR WINNS® HORIZON™


Why didn't we think of that? That's what the competition is surely saying about these new Horizon models. A ladder in the bow anchor locker? A two-tiered bow backrest storage system? An enclosed portable head? Full U-wrap seating AND a full sun deck? Five separate storage areas in the stern area alone? It can't be done, or so they thought. Then along came the 250 Horizon to prove them wrong. So before you even think about buying a competitive boat brand, visit your Four Winns dealer. And ask to see the sport boat that changed virtually everything.

- 170
- 180
- 190
- 200
- 210
- 230
- 250 >
- 280

SPECIFICATIONS

LOA	26'0" / 7.92 M
BEAM	8'6" / 2.59 M
DEADRISE	20°
DRAFT - DRIVE DOWN	36" / 91 CM
FUEL CAPACITY	75 GAL / 283 L
MAX. CAPACITY	2,800 LBS / 1,270 KG
APPROX. BOAT & ENGINE WEIGHT	4,630 LBS TO 4,850 2,100 KG TO 2,200 KG
TRAILER WEIGHT	1,500 LBS / 680 KG

170
180
190
200
210
230
250
280 >



280 FOUR WINNS® HORIZON™

If your quest for the best extends to the water, consider a 280 Horizon. As bow riders go, this one is the ultimate. Broad-beamed and powerful, the 280 has a considerable capacity for entertaining. A new, two-tiered swim platform complements the 280's luscious lines beautifully, and lets passengers on the swim platform dip their toes. A side settee and C-wrap stern lounge prove how very social life can be. The Corian® refreshment center has a sink, refrigerator, trash receptacle and power outlet. SIRIUS satellite entertainment adds to the ambience on-board.

MERCURY
MerCruiser

SPECIFICATIONS

LOA	30'10" / 9.40 M
BEAM	9'4" / 2.85 M
DEADRISE	21°
DRAFT - DRIVE DOWN	37" / 94 CM
FUEL CAPACITY	130 GAL / 491 L
APPROX. BOAT & ENGINE WEIGHT	6,240 LBS TO 7,140 LBS 2,890 KG TO 3,240 KG
TRAILER WEIGHT (OPT.)	1,690 LBS / 766 KG



EXTRAS You Don't Pay Extra For.

HULL/DECK

- Gel band color choices: Navy, Red, Green, Dune, Black, Yellow
- Gel coat, premium

BOW

- Anchor storage under bow seat

COCKPIT

- Aquaflex™ vinyl
- Carpet, 40 oz., snap-in
- Fiberglass liner

HELM

- Hour meter
- Steering, soft touch
- SIRIUS satellite stereo system w/1-year subscription†

TRAILER

- Sure-Load™ custom-matched trailer
 - Disc brakes
 - Swing-away tongue

CUSTOMER CARE

- Genmar FirstMate™
- Winning Edge Owner Protection Plan



Standards

HULL/DECK

- Bow and stern eyes, stainless steel
- Cleats, stainless (5)
- Designators
- Engine compartment ventilators
- Fiberglass stringers
- Graphics, standard
- Horn, concealed
- Navigation lights
- Rub rail, aluminum w/vinyl insert
- Ski eye, stainless steel
- Stable-Vee® hull
- Step pads, skid-resistant
- Swim platform, aft, integrated
 - Angled, deep-reach ladder
 - Skid-resistant surface
- Windshield w/walk-thru
 - Full aluminum frame
 - Safety glass
- NMMA certification
- Meets or exceeds applicable USCG regulations

BOW

- Bow storage
 - Beneath bow seats
- Beverage holders (2)
- Floor, skid-resistant
- Seating
 - Bow cushion, removable
 - Bow seats, hinged

COCKPIT

- Cockpit storage
 - Side wall storage
- Beverage holders (4)
- Engine compartment
 - Composite construction
 - Fiberglass motor hood, insulated
 - Gel-coated bilge
- Floor, skid-resistant
- Port console
 - Burlwood trim
 - Cooler, overboard draining
 - Glovebox, lockable

- Seating
 - Bucket, starboard
 - Back-to-back lounger, adjustable, port
 - Duraframe construction
 - Kick-up headrest in lounge position
- Ski locker, in-floor
 - Hinged lid
 - Large enough for skis, kneeboards and wakeboards
 - Raised floor w/rubber mesh mat
- Speakers, Clarion
- Stereo, Clarion AM/FM/CD player

HELM AREA

- Burlwood trim
- Beverage holder
- Emergency engine shut-off
- Instrumentation, Faria
 - Fuel gauge
 - Oil pressure
 - Speedometer
 - Tachometer
 - Temperature gauge
 - Trim gauge
 - Volt meter
- Lighted switches

SYSTEMS

- Battery, Interstate®
- Bilge blower
- Bilge pump
- Horn, electric
- Power steering
- Power trim and tilt
- Wire harness
 - Routed through PVC conduit in floor

TRAILER

- Integrated step pads
- Keel rollers
- Radial tires
- Single axle brakes
- Submersible lighting
- Tie-down straps (3)
- Treated bunks, carpeted (4)
- Treated side guides, carpeted
- Welded tube construction, 11-gauge
- Welded winch post

Options

- Bolster, bucket seat, both
- Bolster, bucket seat, starboard
- Bucket, port
- Fill-in cushion, bow
- Fish & Ski Package (includes 12VDC trolling motor, aft livewell, forward casting platform, rod holders, fish finder, built-in battery charger, removable windshield wings and fishing seats that double as aft jump seats)
- LS Package (Includes wrap-around bow back rest, bow rails and woodgrain dash – NA w/Fish & Ski package)
- Lounger, starboard (exchange for bucket)
- Remote oil filter (NA w/3.0L)
- Seating, SunSport interior
- Steering wheel, woodgrain
- Swim platform, extended
- CE certification (European export)

CANVAS OPTION

- Bimini top
- Convertible top
- Cockpit and forward cover
- Cockpit cover
- Full canvas (requires convertible top)
- Mooring cover

TRAILER OPTIONS

- Galvanized trailer
- Spare tire and wheel
- Spare tire and wheel, aluminum or galvanized
- Wheel, aluminum (each)

POWER OPTIONS

Evinrude Outboards

- 150 FPX
- 175 FPX

Johnson Outboards

- 115 PX
- 150 PX

Volvo-Penta® Stern Drives

- 3.0 GL/SX 135 hp
- 4.3 GL/SX 190 hp
- 4.3 GXi/SX 225 hp
- 5.0 GL/SX 220 hp

MerCruiser® Stern Drives

- 3.0 L Alpha 135 hp
- 4.3 L Alpha 190 hp
- 4.3 MPI Alpha 220 hp
- 5.0L Alpha 220 hp



Stern Drive - Standard Seating



Stern Drive - Fish & Ski Seating



Stern Drive - SunSport Seating



OB - Fish & Ski Seating



OB - Standard Seating

LOA 18' 0" / 5.49 M

LOA w/opt EXTENDED SWIM PLATFORM (NA w/OB) 18'10" / 5.74 M

BEAM 8'0" / 2.44 M

DEADRISE 19°

DRAFT – DRIVE DOWN (10) 31" / 79 CM
(OB) 29" / 74 CM

FUEL CAPACITY 32 GAL / 121 L

MAX. CAPACITY (10) 1,300 LBS / 590 KG
(OB) 2,000 LBS / 907 KG

APPROX. BOAT & ENGINE WEIGHT 2,050 LBS TO 2,570 LBS
930 KG TO 1,165 KG

TRAILER WEIGHT 780 LBS / 354 KG

EXTRAS You Don't Pay Extra For.

HULL/DECK

- Gel band color choices: Navy, Red, Green, Dune, Black, Yellow
- Gel coat, premium

COCKPIT

- Aquaflex™ vinyl
- Carpet, 40 oz., snap-in
- Fiberglass liner

HELM

- Steering, soft touch
- SIRIUS satellite stereo system w/1-year subscription†

TRAILER

- Sure-Load™ custom-matched trailer - Swing-away tongue

CUSTOMER CARE

- Genmar FirstMate™
- Winning Edge Owner Protection Plan



Standards

HULL/DECK

- Bow and stern eyes, stainless
- Cleats, stainless (4)
- Designators
- Fiberglass stringers
- Graphics, standard
- Horn, concealed
- Navigation lights
- Rub rail, aluminum w/vinyl insert
- Stable-Vee® hull
- Step pads, skid-resistant
- Swim platform, aft, integrated
 - Angled, deep-reach, ladder
 - Skid-resistant surface
- Windshield w/walk-thru
 - Full aluminum frame
 - Safety glass
- NMMA certification
- Meets or exceeds applicable USCG regulations

BOW

- Bow storage
 - Beneath bow seats
- Beverage holders
- Fiberglass construction
- Floor, skid-resistant
- Passenger assist handle
- Seating
 - Bow seats, hinged

COCKPIT

- Cockpit storage
 - Beneath stern seats
 - Sidewall, multi-level
- Beverage holders
- Floor, skid-resistant
- Port console
 - Cooler, overboard draining
 - Passenger assist handle
- Seating
 - Bucket, starboard
 - Back-to-back lounger, adjustable, port
 - Duraframe construction
 - Kick-up headrest in lounge position

- Ski locker, in-floor
 - Hinged lid
 - Large enough for skis, kneeboards and wakeboards
- Speakers, Clarion (2)
- Stereo, Clarion AM/FM/CD player

HELM AREA

- Burlwood trim
- Drink holder
- Emergency engine shut-off
- Instrumentation, Faria
 - Fuel gauge
 - Oil pressure
 - Speedometer
 - Tachometer
 - Temperature gauge
 - Trim gauge
 - Volt meter
- Lighted switches

SYSTEMS

- Battery, Interstate®
- Bilge pump
- Horn, electric
- Power trim and tilt
- Wire harness
 - Routed through PVC conduit in floor

TRAILER

- Integrated step pads
- Keel rollers
- Radial tires
- Single axle
- Submersible lighting
- Tie-down straps (3)
- Tongue jack, swivel
- Treated bunks, carpeted (4)
- Welded tube construction, 11-gauge
- Welded winch post

Options

- Fish & Ski Package (includes 12VDC trolling motor, aft livewell, forward casting platform, rod holders, fish finder, built-in battery charger, removable windshield wings and fishing seats that double as aft jump seats)
- Seating, SunSport interior
- Ski pylon
- CE certification (European export)

CANVAS OPTION

- Bimini top
- Convertible top
- Cockpit and forward cover
- Cockpit cover
- Full canvas (requires convertible top)
- Mooring cover

TRAILER OPTIONS

- Disc brakes
- Galvanized trailer

POWER OPTIONS

- Evinrude Outboards**
 - 115 FPL Ficht
- Johnson Outboards**
 - 90 PL
 - 115 PL



OB - Standard Seating



Fish & Ski Seating

LOA	16' 6" / 5.03 M
BEAM	7'6" / 2.29 M
DEADRISE	18°
DRAFT - DRIVE DOWN	28" / 71 CM
FUEL CAPACITY	24 GAL / 91 L
MAX. CAPACITY	1,850 LBS / 839 KG
APPROX. BOAT & ENGINE WEIGHT	1,790 LBS TO 1,820 LBS 812 KG TO 825 KG
TRAILER WEIGHT	640 LBS / 290 KG

EXTRAS You Don't Pay Extra For.

HULL/DECK

- Gel band color choices: Navy, Red, Green, Dune, Black, Yellow
- Gel coat, premium

COCKPIT

- Aquaflex™ vinyl
- Carpet, 40 oz., snap-in
- Fiberglass liner

HELM

- Steering, soft touch
- SIRIUS satellite stereo system w/1-year subscription†

TRAILER

- Sure-Load™ custom-matched trailer
 - Disc brakes
 - Swing-away tongue

CUSTOMER CARE

- Genmar FirstMate™
- Winning Edge Owner Protection Plan



Standards

HULL/DECK

- Bow and stern eyes, stainless steel
- Cleats, stainless (4)
- Designators
- Engine compartment ventilators
- Fiberglass stringers
- Graphics, standard
- Horn, concealed
- Navigation lights
- Rub rail, aluminum w/vinyl insert
- Ski eye, stainless steel
- Stable-Vee® hull
- Step pads, skid-resistant
- Swim platform, aft
 - Angled, deep-reach, ladder
 - Skid-resistant surface
- Windshield w/walk-thru
 - Full aluminum frame
 - Safety glass
- NMMA certification
- Meets or exceeds applicable USCG regulations

BOW

- Bow storage
 - Beneath bow seats
- Beverage holders
- Floor, skid-resistant

COCKPIT

- Cockpit storage
 - Side wall storage
- Beverage holders
- Engine compartment
 - Assist handle
 - Fiberglass motor hood, insulated
- Floor, skid-resistant
- Port console
 - Cooler, overboard draining
 - Glovebox, lockable
 - Passenger assist handle
- Seating
 - Bucket, starboard
 - Back-to-back lounge, adjustable, port
 - Duraframe construction
 - Kick-up headrest in lounge position

- Ski locker, in-floor
 - Hinged lid
 - Large enough for skis, kneeboards and wakeboards
- Speakers, Clarion (2)
- Stereo, Clarion AM/FM/CD player

HELM AREA

- Burlwood trim
- Beverage holder
- Emergency engine shut-off
- Instrumentation, Faria
 - Fuel gauge
 - Oil pressure
 - Speedometer
 - Tachometer
 - Temperature gauge
 - Trim gauge
 - Volt meter
- Lighted switches

SYSTEMS

- Battery, Interstate®
- Bilge blower
- Bilge pump
- Horn, electric
- Power steering
- Power trim and tilt
- Wire harness
 - Routed through PVC conduit in floor

TRAILER

- Integrated step pads
- Keel rollers
- Radial tires
- Single axle brakes
- Submersible lighting
- Tie-down straps (3)
- Tongue jack, swivel
- Treated bunks, carpeted (4)
- Treated side guides, carpeted
- Welded tube construction, 11-gauge
- Welded winch post

Options

- Bolster, bucket seat, both
- Bolster, bucket seat, starboard
- Bucket, port
- Fish & Ski Package (includes 12VDC trolling motor, aft livewell, forward casting platform, rod holders, fish finder, built-in battery charger, removable windshield wings and fishing seats that double as aft jump seats)
- Lounger, starboard (exchange for bucket)
- Remote oil filter (NA w/3.0L)
- Seating, SunSport interior
- CE certification (European export)

CANVAS OPTION

- Bimini top
- Convertible top
- Cockpit and forward cover
- Cockpit cover
- Full canvas (requires convertible top)
- Mooring cover

TRAILER OPTIONS

- Galvanized trailer
- Spare tire and wheel
- Spare tire and wheel, aluminum or galvanized
- Wheel, aluminum (each)

POWER OPTIONS

Volvo-Penta® Stern Drives

- 3.0 GL/SX 135 hp
- 4.3 GL/SX 190 hp
- 4.3 GXi/SX 225 hp
- 5.0 GL/SX 220 hp

MerCruiser® Stern Drives

- 3.0 L Alpha 135 hp
- 4.3 L Alpha 190 hp
- 4.3 MPI Alpha 220 hp
- 5.0L Alpha 220 hp



SunSport Seating



Standard Seating



Fish & Ski Seating

LOA 17'4" / 5.28 M

BEAM 7'6" / 2.29 M

DEADRISE 21°

DRAFT – DRIVE DOWN 33" / 84 CM

FUEL CAPACITY 24 GAL / 90 L

MAX. CAPACITY 1,150 LBS / 522 KG

APPROX. BOAT & ENGINE WEIGHT 2,330 LBS TO 2,540 LBS
1,060 KG TO 1,150 KG

TRAILER WEIGHT 640 LBS / 290 KG

EXTRAS You Don't Pay Extra For.

HULL/DECK

- Gel band color choices: Navy, Red, Green, Dune, Black, Yellow
- Gel coat, premium
- Rub rail, rigid white vinyl w/stainless steel insert

BOW

- Anchor storage under bow seat

COCKPIT

- Aquaflex™ vinyl
- Carpet, 40 oz., snap-in
- Fiberglass liner

HELM

- Compass
- Depth sounder w/shallow water alarm
- Hour meter
- Steering, tilt wheel, soft touch
- Stereo remote
- SIRIUS satellite stereo system w/1-year subscription† 🐕

CANVAS

- Bimini or convertible top

TRAILER

- Sure-Load™ custom-matched trailer
 - Disc brakes
 - Swing-away tongue

CUSTOMER CARE

- Genmar FirstMate™
- Winning Edge Owner Protection Plan



Standards

HULL/DECK

- Bow and stern eyes, stainless steel
- Bow rails, thru-bolted, stainless steel
- Cleats, stainless steel (6)
- Designators, dome-style
- Engine vents, transom mounted
- Fiberglass stringers
- Fill cap, stainless
 - Fuel
- Graphics, standard
- Horn, concealed
- Navigation lights
- Ski eye, stainless steel
- Stable-Vee® hull
- Step pads, skid-resistant
- Swim platform, aft, integrated
 - Angled, deep-reach ladder
 - Skid-resistant surface
- Windshield w/walk-thru
 - Full aluminum frame
 - Safety glass
 - Stainless steel supports
- NMMA certification
- Meets or exceeds applicable USCG regulations

BOW

- Bow storage
 - Beneath seats
- Beverage holders
- Fiberglass construction
- Floor, skid-resistant
- Seating
 - Bow cushion, removable
 - Forward backrest

COCKPIT

- Cockpit storage
 - Beneath stern seat
 - Sidewall, multi-level
- Courtesy lights
- Beverage holders
- Engine compartment
 - Composite construction
 - Fiberglass motor hood, insulated
 - Gel-coated bilge
- Floor, skid-resistant
- Port console
 - Burlwood trim
 - Cooler, overboard draining
 - Glovebox, lockable

- Seating
 - Back-to-back loungers, adjustable (2)
 - Duraframe® construction
 - Kick-up headrest in lounge position
 - Hi-lo positioning jump seats
- Ski locker, in-floor
 - Hinged lid, gas assist shock
 - Large enough for skis, kneeboards and wakeboards
 - Raised floor w/rubber mesh mat
- Speakers, Clarion (2)
- Stereo, Clarion AM/FM/CD player

HELM AREA

- Burlwood trim
- Beverage holder
- Emergency engine shut-off
- Instruments, Faria, fog-resistant w/gold bezels
 - Fuel gauge
 - Oil pressure
 - Speedometer
 - Tachometer w/hour meter
 - Temperature gauge
 - Trim gauge
 - Volt meter
- Lighted switches
- Receptacle, 12VDC

SYSTEMS

- Battery, Interstate®
- Bilge blower
- Bilge pump, automatic
- Horn, electric
- Power steering
- Power trim and tilt
- Wiring harness
 - Routed through PVC conduit in floor

CANVAS

- Bimini or convertible top

TRAILER

- Integrated step pads
- Keel rollers
- Radial tires
- Single axle
- Submersible lighting
- Tie-down straps (3)
- Tongue jack, swivel
- Treated bunks, carpeted (4)
- Treated side guides, carpeted
- Welded tube construction, 11-gauge
- Welded winch post

Options

- Bolster, bucket, both
- Bolster, bucket, starboard
- CCB gel band
- Fill-in cushions, bow
- Graphics, sport (NA w/CCB)
- Remote oil filter (NA w/3.0 L)
- SunSport interior
- Steering wheel, woodgrain
- Walk-thru door

CANVAS OPTIONS

- Cockpit cover
- Cockpit and forward cover
- Convertible top
- Full canvas (req. convertible top)
- Mooring cover

TRAILER OPTIONS

- Disc brakes, tandem
- Galvanized trailer
- Spare tire and wheel
- Spare tire and wheel, aluminum or galvanized
- Tandem axle trailer
- Wheel, aluminum

POWER OPTIONS*

- **Volvo-Penta® Stern Drives**
 - 3.0 GL/SX 135 hp
 - 4.3 GL/SX 190 hp
 - 4.3 GXi/SX 225 hp
- **MerCruiser® Stern Drives**
 - 3.0 L Alpha 135 hp
 - 4.3 L Alpha 190 hp
 - 4.3 MPI Alpha 220 hp



Standard Seating



SunSport Seating

LOA	18'4" / 5.59 M
BEAM	7'9" / 2.36 M
DEADRISE	19°
DRAFT – DRIVE DOWN	31" / 79 CM
FUEL CAPACITY	32 GAL / 121 L
MAX. CAPACITY	1,300 LBS / 590 KG
APPROX. BOAT & ENGINE WEIGHT	2,450 LBS TO 2,690 LBS 1,110 KG TO 1,220 KG
TRAILER WEIGHT	780 LBS to 880 LBS 354 KG TO 399 KG

EXTRAS You Don't Pay Extra For.

HULL/DECK

- Gel band color choices: Navy, Red, Green, Dune, Black, Yellow
- Gel coat, premium
- Rub rail, rigid white vinyl w/stainless steel insert


BOW

- Anchor storage under bow seat

COCKPIT

- Aquaflex™ vinyl
- Carpet, 40 oz., snap-in
- Fiberglass liner

HELM

- Compass
- Depth sounder w/shallow water alarm
- Hour meter
- Steering, tilt wheel, soft touch
- SIRIUS satellite stereo system w/1-year subscription† 

CANVAS

- Bimini or convertible top

TRAILER

- Sure-Load™ custom-matched trailer
 - Disc brakes
 - Swing-away tongue

CUSTOMER CARE

- Genmar FirstMate™
- Winning Edge Owner Protection Plan



Standards

HULL/DECK

- Bow and stern eyes, stainless steel
- Bow rails, thru-bolted, stainless steel
- Cleats, stainless steel (6)
- Designators, dome-style
- Engine vents, transom mounted
- Fiberglass stringers
- Fill caps, stainless
 - Fuel
- Graphics, standard
- Horn, concealed
- Navigation lights
- Stable-Vee® hull
- Step pads, skid-resistant
- Stern rail w/ski eye, stainless steel
- Swim platform, aft, integrated
 - Angled, deep-reach ladder
 - Skid-resistant surface
- Windshield w/walk-thru
 - Full aluminum frame
 - Safety glass
 - Stainless steel supports
- NMMA certification
- Meets or exceeds applicable USCG regulations

BOW

- Bow storage
 - Beneath seats
- Beverage holders
- Fiberglass construction
- Floor, skid-resistant
- Seating
 - Bow cushion, removable
 - Bow seats, hinged
 - Forward backrest

COCKPIT

- Cockpit storage
 - Sidwall, multi-level
- Courtesy lights
- Beverage holders
- Engine compartment
 - Composite construction
 - Fiberglass motor hood, insulated
 - Gel-coated bilge
- Floor, skid-resistant
- Port console
 - Burlwood trim
 - Cooler, overboard draining
 - Glovebox, lockable

- Seating
 - Back-to back loungers, adjustable (2)
 - Duraframe® construction
 - Kick-up headrests in lounge position
 - Hi-lo positioning jump seats
- Ski locker, in-floor
 - Hinged lid, gas assist shock
 - Large enough for skis, kneeboards and wakeboards
 - Raised floor w/rubber mesh mat
- Speakers, Clarion (4)
- Stereo, Clarion AM/FM/CD player

HELM AREA

- Burlwood trim
- Beverage holder
- Emergency engine shut-off
- Instruments, Faria, fog-resistant w/gold bezels
 - Fuel gauge
 - Oil pressure
 - Speedometer
 - Tachometer w/hour meter
 - Temperature gauge
 - Trim gauge
 - Volt meter
- Lighted switches
- Receptacle, 12VDC

SYSTEMS

- Battery, Interstate®
- Bilge blower
- Bilge pump, automatic
- Horn, electric
- Power steering
- Power trim and tilt
- Wiring harness
 - Routed through PVC conduit in floor

CANVAS

- Bimini or convertible top

TRAILER

- Integrated step pads
- Keel rollers
- Radial tires
- Single axle
- Submersible lighting
- Tie-down straps (3)
- Tongue jack, swivel
- Treated bunks, carpeted (4)
- Treated side guides, carpeted
- Welded tube construction, 11-gauge
- Welded winch post

Options

- Bolster, bucket, both
- Bolster, bucket, starboard
- CCB gel band
- Cleats, pull-up
- Fill-in cushions, bow
- Graphics, sport (NA w/CCB)
- Prop, stainless (SX/Alpha exchange)
- Remote oil filter
- Steering wheel, woodgrain
- SunSport interior
- Swim platform, extended
- Wakeboard tower
- Wakeboard tower deluxe (Includes tower, 2 board racks, 2 Tubby speakers, amplifier and subwoofers)
- Walk-thru door

CANVAS OPTIONS

- Cockpit cover
- Cockpit and forward cover
- Convertible top
- Full canvas (req. convertible top)
- Mooring cover

TRAILER OPTIONS

- Disc brakes, tandem
- Galvanized trailer
- Spare tire and wheel
- Spare tire and wheel, aluminum or galvanized
- Tandem axle trailer
- Wheel, aluminum

POWER OPTIONS*

Volvo-Penta® Stern Drives

- 4.3 GL/SX 190 hp
- 4.3 GXi/SX 225 hp
- 5.0 GL/SX 220 hp

MerCruiser® Stern Drives

- 4.3 L Alpha 190 hp
- 4.3 MPI Alpha 220 hp
- 5.0 L Alpha 220 hp




Standard Seating



SunSport Seating

LOA	18'6" / 5.64 M
LOA w/OPT. EXTENDED SWIM PLATFORM	20'2" / 6.15 M
BEAM	8'1" / 2.46 M
DEADRISE	19°
DRAFT – DRIVE DOWN	31" / 79 CM
FUEL CAPACITY	38 GAL / 144 L
MAX. CAPACITY	1,400 LBS / 635 KG
APPROX. BOAT & ENGINE WEIGHT	2,650 LBS TO 2,800 LBS 1,200 KG TO 1,270 KG
TRAILER WEIGHT	780 LBS TO 880 LBS 354 KG TO 399 KG



EXTRAS You Don't Pay Extra For.

HULL/DECK

- Gel band color choices: Navy, Red, Green, Dune, Black, Yellow
- Gel coat, premium
- Rub rail, rigid white vinyl w/stainless steel insert

COCKPIT

- Aquaflex™ vinyl
- Carpet, 40 oz., snap-in
- Fiberglass liner

HELM

- Compass
- Depth sounder w/shallow water alarm
- Hour meter
- Steering, tilt wheel, soft touch
- SIRIUS satellite stereo system w/1-year subscription†

CANVAS

- Bimini or convertible top

TRAILER

- Sure-Load™ custom-matched trailer
 - Disc brakes
 - Swing-away tongue

CUSTOMER CARE

- Genmar FirstMate™
- Winning Edge Owner Protection Plan



Standards

HULL/DECK

- Bow and stern eyes, stainless steel
- Bow rails, thru-bolted, stainless steel
- Cleats, stainless steel (6)
- Designators, dome-style
- Engine vents, transom mounted
- Fill caps, stainless
 - Fuel
- Fiberglass stringers
- Graphics, standard
- Horn, concealed
- Navigation lights
- Stable-Vee® hull
- Step pads, skid-resistant
- Stern rail w/ski eye, stainless steel
- Swim platform, aft, integrated
 - Angled, deep-reach, concealed ladder
 - Skid-resistant surface
- Windshield w/walk-thru
 - Full aluminum frame
 - Safety glass
 - Stainless steel supports
- NMMA certification
- Meets or exceeds applicable USCG regulations

BOW

- Anchor locker
 - Notch in lid for line
 - Overboard draining
- Bow storage
 - Beneath seats
- Beverage holders
- Fiberglass construction
- Floor, skid-resistant
- Seating
 - Bow cushion, removable
 - Bow seats, hinged
 - Forward backrest

COCKPIT

- Cockpit storage
 - Sidewall, multi-level
- Courtesy lights
- Beverage holders
- Engine compartment
 - Composite construction
 - Fiberglass motor hood, insulated
 - Gel-coated bilge
- Floor, skid-resistant
- Port console
 - Burlwood trim
 - Cooler, overboard draining
 - Glovebox, lockable
 - Passenger assist handle

- Seating
 - Back-to back loungers, adjustable (2)
 - Duraframe® construction
 - Kick-up headrests in lounge position
 - Hi-lo positioning jump seats
- Ski locker, in-floor
 - Hinged lid, gas assist shock
 - Large enough for skis, kneeboards and wakeboards
 - Raised floor w/rubber mesh mat
- Speakers, Clarion (4)
- Stereo, Clarion AM/FM/CD player

HELM AREA

- Burlwood trim
- Beverage holder
- Emergency engine shut-off
- Instruments, Faria, fog-resistant w/gold bezels
 - Fuel gauge
 - Oil pressure
 - Speedometer
 - Tachometer w/hour meter
 - Temperature gauge
 - Trim gauge
 - Volt meter
- Lighted switches
- Receptacle, 12VDC

SYSTEMS

- Battery, Interstate®
- Bilge blower
- Bilge pump, automatic
- Horn, electric
- Power steering
- Power trim and tilt
- Wiring harness
 - Routed through PVC conduit in floor

CANVAS

- Stainless steel top hardware

TRAILER

- Integrated step pads
- Keel rollers
- Radial tires
- Single axle
- Submersible lighting
- Tie-down straps (3)
- Tongue jack, swivel
- Treated bunks, carpeted (4)
- Treated side guides, carpeted
- Welded tube construction, 11-gauge
- Welded winch post

Options

- Bolster, bucket, both
- Bolster, bucket, starboard
- CCB gel band
- Cleats, pull-up
- Fill-in cushions, bow
- Graphics, sport (NA w/CCB)
- Prop, stainless (SX/Alpha exchange)
- Remote oil filter
- SunSport interior
- Steering wheel, woodgrain
- Swim platform, extended
- Table w/mount
- Wakeboard tower
- Wakeboard tower deluxe (Includes tower, 2 board racks, 2 Tubby speakers, amplifier and subwoofers)
- Walk-thru door

CANVAS OPTIONS

- Cockpit cover
- Cockpit and forward cover
- Convertible top
- Full canvas (req. convertible top)
- Mooring cover

TRAILER OPTIONS

- Disc brakes, tandem
- Galvanized trailer
- Spare tire and wheel
- Spare tire and wheel, aluminum or galvanized
- Tandem axle trailer
- Wheel, aluminum

POWER OPTIONS*

Volvo-Penta® Stern Drives

- 4.3 GL/SX 190 hp
- 4.3 GXi/SX 225 hp
- 5.0 GL/SX 220 hp
- 5.0 GXi/SX 270 hp

MerCruiser® Stern Drives

- 4.3 L Alpha 190 hp
- 4.3 MPI Alpha 220 hp
- 5.0 L Alpha 220 hp
- 5.0 MPI Alpha 260 hp



Standard Seating



SunSport Seating

LOA	19'6" / 5.95 M
LOA w/OPT. EXTENDED SWIM PLATFORM	21'2" / 6.45 M
BEAM	8'5" / 2.57 M
DEADRISE	19°
DRAFT – DRIVE DOWN	32" / 81 CM
FUEL CAPACITY	42 GAL / 159 L
MAX. CAPACITY	1,600 LBS / 726 KG
APPROX. BOAT & ENGINE WEIGHT	2,810 LBS TO 2,970 LBS 1,270 KG TO 1,350 KG
TRAILER WEIGHT	780 LBS TO 900 LBS 354 KG TO 408 KG

EXTRAS You Don't Pay Extra For.

HULL/DECK

- Aft deck storage
 - Port and starboard
 - Large enough for skis and wakeboards
- Gel band color choices: Navy, Red, Green, Dune, Black, Yellow
- Gel coat, premium
- Rub rail, rigid white vinyl w/stainless steel insert

COCKPIT

- Aquaflex™ vinyl
- Bucket Seats, adjustable
 - Flip-up bolster
 - Headrest
 - Patented spring ride system
- Carpet, 40 oz., snap-in
- Engine hatch, electric
- Fiberglass liner
- Walk-thru transom

HELM

- Compass
- Depth sounder w/shallow water alarm
- Hour meter
- Steering, tilt wheel, soft touch
- Stereo remote
- SIRIUS satellite stereo system w/1-year subscription†

CANVAS

- Bimini or convertible top

TRAILER

- Sure-Load™ custom-matched trailer
 - Disc brakes
 - Swing-away tongue

CUSTOMER CARE

- Genmar FirstMate™
- Winning Edge Owner Protection Plan



Standards

HULL/DECK

- Bow and stern eyes, stainless steel
- Bow light, stainless steel
- Bow rails, thru-bolted, stainless steel
- Cleats, stainless steel (6)
- Designators, dome-style
- Engine vents, color-coordinated
- Fiberglass stringers
- Fill cap, stainless
 - Fuel
- Graphics, standard
- Horn, concealed
- Navigation lights
- Ski eye, stainless steel
- Stable-Vee® hull
- Step pads, skid-resistant
- Swim platform, aft, extended
 - Angled, deep-reach, concealed ladder
 - Skid-resistant surface
- Thru-hull fittings, stainless steel
- Walk-thru doors
- Windshield w/walk-thru
 - Full aluminum frame
 - Safety glass
 - Stainless steel supports
- NMMA certification
- Meets or exceeds applicable USCG regulations

BOW

- Anchor locker w/hidden ladder
 - Notch in lid for line
 - Overboard draining
- Bow storage
 - Beneath seats
 - Helm compartment, 2-tiered
 - Port console, 2-tiered
 - Recessed w/beverage holders
- Beverage holders (4)
- Floor, skid-resistant
- Seating
 - Bow cushion, removable
 - Canted, wrap-around backrests
 - Bow seats, hinged

COCKPIT

- Cockpit storage
 - Beneath U-wrap seat
- Cooler, removable, 36-quart
- Courtesy lights
- Beverage holders
- Engine compartment
 - Assist handle
 - Composite construction
 - Fiberglass motor hood, insulated
 - Molded engine liner
- Floor, skid-resistant

- Port console
 - Burlwood trim
 - Cooler, overboard draining
 - Glovebox, lockable
 - Passenger assist handle
- Seating
 - U-wrap stern seating
 - Unique stern seat converts to 2 separate lounges or one large sunpad
- Ski locker, in-floor
 - Hinged lid, gas assist shock
 - Large enough for skis, kneeboards and wakeboards
 - Raised floor w/rubber mesh mat
- Speakers, Clarion (4)
- Stereo, Clarion AM/FM/CD player

HELM AREA

- Burlwood trim
- Beverage holder (1)
- Emergency engine shut-off
- Instruments, Faria, fog-resistant w/gold bezels
 - Fuel gauge
 - Oil pressure
 - Speedometer
 - Tachometer w/hour meter
 - Temperature gauge
 - Trim gauge
 - Volt meter
- Lighted switches
- Receptacle, 12VDC

SYSTEMS

- Battery, Interstate®
- Bilge blower
- Bilge pump, automatic
- Horn, electric
- Power steering
- Power trim and tilt
- Wiring harness
 - Routed through PVC conduit in floor

CANVAS

- Stainless steel top hardware

TRAILER

- Integrated step pads
- Keel rollers
- Radial tires
- Submersible lighting
- Tandem axle
 - Single axle brakes
- Tie-down straps (3)
- Tongue jack, swivel
- Treated bunks, carpeted (4)
- Treated side guides, carpeted
- Welded tube construction, 11-gauge
- Welded winch post

Options

- Batteries w/switch
- CCB gel band
- Cleats, pull-up
- Docking lights
- Engine flush-out kit
- Fill-in cushions, aft
- Fill-in cushions, bow
- Fire extinguishing system
- FirstMate™ Plus
- Graphics, sport (NA w/CCB)
- Neutra-Salt engine flush system[‡]
- Prop, stainless (SX/Alpha exchange)
- Remote oil filter
- Stainless steel package (Includes bow scuff plates, pull-up cleats and docking lights)
- Steering wheel, woodgrain
- Stereo remote at transom
- Table w/mount
- Thru hull exhaust, Quick & Quiet
- Wakeboard tower
- Wakeboard tower deluxe (Includes tower, 2 board racks, 2 Tubby speakers, amplifier and subwoofers)
- Windshield wiper, starboard
- CE certification (European export)

CANVAS OPTIONS

- Cockpit cover
- Cockpit and forward cover
- Convertible top w/ std bimini
- Full canvas (req. convertible top)
- Mooring cover
- Windshield connector (Isinglass)

TRAILER OPTIONS

- Disc brakes, tandem
- Galvanized trailer
- Spare tire and wheel
- Spare tire and wheel, aluminum or galvanized
- Wheel, aluminum

POWER OPTIONS*

- **Volvo-Penta® Stern Drives**
 - 5.0 GL/SX 220 hp
 - 5.0 GXi/SX 270 hp
 - 5.0 GXi/Duoprop 270 hp
 - 5.7 Gi/SX 280 hp
 - 5.7 Gi/Duoprop 280 hp
 - **MerCruiser® Stern Drives**
 - 5.0 L Alpha 220 hp
 - 5.0 MPI Alpha 260 hp
 - 5.0 MPI Bravo I 260 hp
 - 350 MPI Bravo I 300 hp
- Duoprop, and Bravo I include stainless steel propellers



LOA	22'0" / 6.71 M
BEAM	8'6" / 2.59 M
DEADRISE	19°
DRAFT – DRIVE DOWN	36" / 91 CM
FUEL CAPACITY	50 GAL / 189 L
MAX. CAPACITY	1,900 LBS / 863 KG
APPROX. BOAT & ENGINE WEIGHT	3,800 LBS TO 3,890 LBS 1,720 KG TO 1,760 KG
TRAILER WEIGHT	1,074 LBS / 487 KG

EXTRAS You Don't Pay Extra For.

HULL/DECK

- Aft deck storage
 - Port and starboard
 - Large enough for skis and wakeboards
- Gel band color choices: Navy, Red, Green, Dune, Black, Yellow
- Gel coat, premium
- Rub rail, rigid white vinyl w/stainless steel insert
- Shower, aft
- Sundeck storage
 - 3 compartments beneath sundeck pads

COCKPIT

- Aquaflex™ vinyl
- Carpet, 40 oz., snap-in
- Fiberglass liner
- Head, enclosed w/porta potti
- Refreshment center
 - Corian® countertop
 - Sink w/pressurized water, 7 gal.
 - Trash receptacle
- Bucket seats, adjustable
 - Flip-up bolster
 - Headrest
 - Patented spring ride system
- Walk-thru transom

HELM AREA

- Compass
- Depth sounder w/shallow water alarm
- Hour meter
- Steering, tilt wheel, soft touch
- Stereo remote
- SIRIUS satellite stereo system w/1-year subscription[†]

CANVAS

- Bimini

TRAILER

- Sure-Load™ custom-matched trailer
 - Disc brakes
 - Removable tongue

CUSTOMER CARE

- Genmar FirstMate™
- Winning Edge Owner Protection Plan



Standards

HULL/DECK

- Bow and stern eyes, stainless steel
- Bow light, stainless steel
- Bow rails, thru-bolted, stainless steel
- Cleats, stainless steel (6)
- Designators, dome-style
- Engine vents, color-coordinated
- Fiberglass stringers
- Fill caps, stainless
 - Fuel
 - Water
- Graphics, standard
- Horn, concealed
- Navigation lights
- Ski eye, stainless steel
- Stable-Vee® hull
- Step pads, skid-resistant
- Swim platform, aft, extended
 - Angled, deep-reach, concealed ladder
 - Skid-resistant surface
- Thru-hull fittings, stainless steel
- Walk-thru doors
- Windshield w/walk-thru
 - Full aluminum frame
 - Safety glass
 - Stainless steel supports
- NMMA certification
- Meets or exceeds applicable USCG regulations

BOW

- Anchor locker w/hidden ladder
 - Notch in lid for line
 - Overboard draining
- Bow storage
 - Beneath seats
 - Helm compartment, 2-tiered
 - Recessed w/beverage holders
- Beverage holders
- Floor, skid-resistant
- Seating
 - Bow cushion, removable
 - Bow seats, hinged
 - Canted wrap-around backrests

COCKPIT

- Cockpit storage
 - Beneath U-wrap seat
- Cooler, removable, 36-quart
- Courtesy lights
- Beverage holders
- Engine compartment
 - Assist handle
 - Composite construction
 - Fiberglass motor hood, insulated
 - Molded engine liner
- Head compartment
 - Fiberglass liner

- Opening port lite w/screen
- Overhead lighting
- Floor, skid-resistant
- Seating
 - U-wrap stern seating
 - Unique stern seat converts to 2 separate lounges or one large sunpad
- Ski locker, in-floor
 - Hinged lid, gas assist shock
 - Large enough for skis, kneeboards and wakeboards
 - Raised floor w/rubber mesh mat
- Speakers, Clarion (4)
- Stereo, Clarion AM/FM/CD player

ENGINE COMPARTMENT

- Engine hatch, electric

HELM AREA

- Burlwood trim
- Beverage holder
- Emergency engine shut-off
- Instruments, Faria, fog-resistant w/gold bezels
 - Fuel gauge
 - Oil pressure
 - Speedometer
 - Tachometer w/hour meter
 - Temperature gauge
 - Trim gauge
 - Volt meter
- Lighted switches
- Receptacle, 12VDC

SYSTEMS

- Battery, Interstate®
- Bilge blower
- Bilge pump, automatic
- Horn, electric
- Power steering
- Power trim and tilt
- Wiring harness
 - Routed through PVC conduit in floor

CANVAS

- Stainless steel top hardware

TRAILER

- Integrated step pads
- Keel rollers
- Radial tires
- Submersible lighting
- Tandem axle
 - Single axle brakes
- Tie-down straps (3)
- Tongue jack, swivel
- Treated bunks, carpeted (4)
- Treated side guides, carpeted
- Welded tube construction, 11-gauge
- Welded winch post

Options

- Batteries, dual w/switch
- CCB gel band
- Cleats, pull-up
- Docking lights
- Engine flush-out kit
- Fill-in cushion, bow
- Fire extinguishing system
- FirstMate™ Plus
- Graphics, sport (NA w/CCB)
- Head, pumpout
- Neutra-Salt engine flush system[§]
- Prop, stainless (SX exchange)
- Stainless steel package (includes bow scuff plates, pull-up cleats, docking lights)
- Steering wheel, woodgrain
- Stereo remote at transom
- Table w/mount
- Thru-hull exhaust, Quick & Quiet
- Wakeboard tower
- Wakeboard tower deluxe (Includes tower, 2 board racks, 2 Tubby speakers, amplifier and subwoofer)
- Windshield wiper, starboard
- CE certification (European export)

CANVAS OPTIONS

- Cockpit cover
- Cockpit and forward cover
- Mooring cover
- Windshield connector, Isinglass

TRAILER OPTIONS

- Disc brakes, tandem
- Galvanized trailer
- Spare tire and wheel
- Spare tire and wheel, aluminum or galvanized
- Tandem axle trailer
- Wheel, aluminum

POWER OPTIONS*

Volvo-Penta® Stern Drives

- 5.0 GXi/SX 270 hp
- 5.0 GXi/DuoProp 270 hp
- 5.7 Gi/SX 280 hp
- 5.7 Gi/DuoProp 280 hp
- 5.7 GXi/SX 320 hp
- 5.7 GXi/DuoProp 320 hp

MerCruiser® Stern Drives

- 5.0 MPI Bravo I 260 hp
 - 5.0 MPI Bravo III 260 hp
 - 350 MPI Bravo I 300 hp
 - 350 MPI Bravo III 300 hp
 - MX 6.2 Bravo I 320 hp
 - MX 6.2 Bravo III 320 hp
- DuoProp, Bravo I and Bravo III include stainless steel propellers



LOA 24'0" / 7.32 M

BEAM 8'6" / 2.59 M

DEADRISE 20°

DRAFT – DRIVE DOWN 34" / 86 CM

FUEL CAPACITY 58 GAL / 219 L

MAX. CAPACITY 2,000 LBS / 909 KG

APPROX. BOAT & ENGINE WEIGHT 4,270 LBS TO 4,330 LBS

1,940 KG TO 1,960 KG

TRAILER WEIGHT 1,260 LBS / 571 KG

EXTRAS You Don't Pay Extra For.

HULL/DECK

- Aft deck storage
 - Port and starboard
 - Large enough for skis and wakeboards
- Gel band color choices: Navy, Red, Green, Dune, Black, Yellow
- Gel coat, premium
- Rub rail, rigid white vinyl w/stainless steel insert
- Shower, aft
- Sundeck storage
 - 3 compartments beneath sundeck pads

COCKPIT

- Aquaflex™ vinyl
- Carpet, 40 oz., snap-in
- Engine hatch, electric
- Fiberglass liner
- Head, enclosed w/porta potti
- Refreshment center
 - Corian® countertop
 - Sink w/pressurized water, 7 gal.
 - Trash receptacle
- Bucket seats, adjustable
 - Flip-up bolster
 - Headrest
 - Patented spring ride system
- Walk-thru transom

HELM

- Compass
- Depth sounder w/shallow water alarm
- Hour meter
- Steering, tilt wheel, soft touch
- Stereo remote
- SIRIUS satellite stereo system w/1-year subscription†

CANVAS

- Bimini top

TRAILER

- Sure-Load™ custom-matched trailer
 - Disc brakes
 - Removable tongue

CUSTOMER CARE

- Genmar FirstMate™
- Winning Edge Owner Protection Plan



Standards

HULL/DECK

- Bow and stern eyes, stainless steel
- Bow light, stainless steel
- Bow rails, thru-bolted, stainless steel
- Cleats, stainless steel (6)
- Designators, dome-style
- Engine vents, color-coordinated
- Fiberglass stringers
- Fill caps, stainless
 - Fuel
 - Water
- Graphics, standard
- Horn, concealed
- Navigation lights
- Ski eye, stainless steel
- Stable-Vee® hull
- Step pads, skid-resistant
 - Angled, deep-reach, concealed ladder
 - Skid-resistant surface
- Thru-hull fittings, stainless steel
- Walk-thru doors
- Windshield w/walk-thru
 - Full aluminum frame
 - Safety glass
 - Stainless steel supports
- NMMA certification
- Meets or exceeds applicable USCG regulations

BOW

- Anchor locker w/hidden ladder
 - Notch in lid for line
 - Overboard draining
- Bow storage
 - Beneath seats
 - Helm compartment, 2-tiered
 - Recessed w/beverage holders
- Beverage holders
- Floor, skid-resistant
- Seating
 - Bow cushion, removable
 - Bow seats, hinged
 - Canted wrap-around backrests

COCKPIT

- Cockpit storage
 - Beneath U-wrap seat
- Cooler, removable, 36-quart
- Courtesy lights
- Beverage holders
- Engine compartment
 - Assist handle
 - Composite construction
 - Fiberglass motor hood, insulated
 - Molded engine liner

- Head compartment
 - Fiberglass liner
 - Opening port lite w/screen
 - Overhead lighting
- Floor, skid-resistant
- Seating
 - U-wrap stern seating
 - Unique stern seat converts to 2 separate lounges or one large sunpad
- Ski locker, in-floor
 - Hinged lid, gas assist shock
 - Large enough for skis, kneeboards and wakeboards
 - Raised floor w/rubber mesh mat
- Speakers, Clarion (4)
- Stereo, Clarion AM/FM/CD player

HELM AREA

- Burlwood trim
- Beverage holder
- Emergency engine shut-off
- Instruments, Faria, fog-resistant w/gold bezels
 - Fuel gauge
 - Oil pressure
 - Speedometer
 - Tachometer w/hour meter
 - Temperature gauge
 - Trim gauge
 - Volt meter
- Lighted switches
- Receptacle, 12VDC

SYSTEMS

- Battery, Interstate®
- Bilge blower
- Bilge pump, automatic
- Horn, electric
- Power steering
- Power trim and tilt
- Wiring harness
 - Routed through PVC conduit in floor

CANVAS

- Stainless steel top hardware w/bimini top

TRAILER

- Integrated step pads
- Keel rollers
- Radial tires
- Submersible lighting
- Tandem axle
 - Single axle brakes
- Tie-down straps (3)
- Tongue jack, swivel
- Treated bunks, carpeted (4)
- Treated side guides, carpeted
- Welded tube construction, 11-gauge
- Welded winch post

Options

- Batteries, dual w/switch
- CCB gel band
- Cleats, pull-up
- Docking lights
- Engine flush-out kit
- Fill-in cushion, bow
- Fire extinguishing system
- FirstMate™ Plus
- Graphics, sport (NA w/CCB)
- Head, pump-out
- Neutra-Salt engine flush system§
- Stainless steel package (includes bow scuff plates, pull-up cleats, docking lights)
- Steering wheel, woodgrain
- Stereo remote at transom
- Table w/mount
- Thru-hull exhaust, Quick & Quiet
- Trim tabs
- Wakeboard tower
- Wakeboard tower deluxe (Includes tower, 2 board racks, 2 Tubby speakers, amplifier and subwoofers)
- Windshield wiper, starboard
- CE certification (European export)

CANVAS OPTIONS

- Camper canvas
- Cockpit cover
- Cockpit and forward cover
- Mooring cover
- Windshield connector, Isinglass

TRAILER OPTIONS

- Disc brakes, tandem
- Galvanized trailer
- Spare tire and wheel
- Spare tire and wheel, aluminum or galvanized
- Wheel, aluminum

POWER OPTIONS*

Volvo-Penta® Stern Drives

- 5.7 Gi/DuoProp 280 hp
- 5.7 GXi/DuoProp 320 hp
- 8.1 Gi/DuoProp 375 hp

MerCruiser® Stern Drives

- 350 MPI Bravo I 300 hp
 - 350 MPI Bravo III 300 hp
 - MX 6.2 Bravo I 320 hp
 - MX 6.2 Bravo III 320 hp
 - 496 MG Bravo I 375 hp
 - 496 MG Bravo III 375 hp
- Duoprop, Bravo I and Bravo III include stainless steel propellers



LOA	26'0" / 7.92 M
BEAM	8'6" / 2.59 M
DEADRISE	20°
DRAFT – DRIVE DOWN	36" / 91 CM
FUEL CAPACITY	75 GAL / 283 L
MAX. CAPACITY	2,800 LBS / 1,270 KG
APPROX. BOAT & ENGINE WEIGHT	4,630 LBS TO 4,850 LBS 2,100 KG TO 2,200 KG
TRAILER WEIGHT	1,500 LBS / 680 KG

EXTRAS You Don't Pay Extra For.

HULL/DECK

- Dockside power inlet
- Gel band color choices: Navy, Red, Green, Dune, Black, Yellow
- Gel coat, premium
- Props, stainless steel
- Rub rail, rigid white vinyl w/stainless steel insert
- Shower, aft
- Trim tabs

BOW

- Anchor roller

COCKPIT

- Aquaflex™ vinyl
- Carpet, 40 oz., snap-in
- Engine hatch, electric
- Fiberglass liner
- Head, enclosed
 - Vacu-Flush
- Refreshment center
 - Corian® countertop
 - Dual batteries
 - Receptacle, 110 VAC
 - Refrigerator, dual voltage 110 VAC/12 VDC (220 VAC int'l)
 - Sink w/pressurized water, 7 gal.
 - Trash receptacle
- Seating
 - Double-wide helm seat, adjustable
 - Flip-up bolster
- Walk-thru transom
- Windshield wiper, starboard

HELM

- Compass
- Depth sounder w/shallow water alarm
- Hour meter
- Steering, tilt wheel, soft touch
- Stereo remote
- SIRIUS satellite stereo system w/1-year subscription†

CANVAS

- Bimini top

CUSTOMER CARE

- Genmar FirstMate™
- Winning Edge Owner Protection Plan



Standards

HULL/DECK

- Anchor line locker, access w/lid
- Bow and stern eyes, stainless steel
- Bow light, stainless steel
- Bow rails, thru-bolted, stainless steel
- Cleats, stainless steel (6)
- Designators, dome-style
- Engine vents, color-coordinated
- Fiberglass stringers
- Fill caps, stainless
 - Fuel
 - Waste
 - Water
- Graphics, standard
- Horn, concealed
- Navigation lights
- Stable-Vee® hull
- Step pads, skid-resistant
- Stern rail w/ski eye, stainless steel
- Swim platform, aft, extended
 - Angled, deep-reach, concealed ladder
 - Courtesy lights
 - Ski storage
 - Skid-resistant surface
 - Storage tub, self-draining
- Thru-hull fittings, stainless steel
- Windshield w/walk-thru
 - Full aluminum frame
 - Safety glass
 - Stainless steel supports
- NMMA certification
- Meets or exceeds applicable USCG regulations

BOW

- Anchor locker w/hidden ladder
 - Notch in lid for line
 - Overboard draining
- Bow storage
 - Beneath seats
 - Recessed w/beverage holders
- Beverage holders
- Floor, skid-resistant
- Seating
 - Bow seats, hinged
 - Canted wrap-around backrests

COCKPIT

- Cockpit storage
 - Beneath port, starboard and C-wrap seating
 - Helm compartment
 - Sidewall, multi-level
- Cooler, removable, 36-quart
- Courtesy lights
- Beverage holders
- Engine compartment
 - Assist handle
 - Composite construction

- Fiberglass motor hood, insulated
- Molded engine liner
- Fiberglass liner
- Floor, skid-resistant
- Head compartment
 - Fiberglass liner
 - Opening port lite w/screen
 - Overhead lighting
- Receptacle, 110 VAC
- Removable carpet
- Sink w/pressurized water, 7 gal.
- Storage locker
- Seating
 - C-wrap stern seating
 - Unique port lounge
- Ski locker, in-floor
 - Hinged lid, gas assist shock
 - Large enough for skis, kneeboards and wakeboards
 - Raised floor w/rubber mesh mat
- Speakers, Clarion (6)
- Stereo, Clarion AM/FM/CD player w/helm remote

HELM AREA

- Burlwood trim
- Beverage holder
- Emergency engine shut-off
- High-performance shift and throttle controls
- Instruments, Faria, fog-resistant w/gold bezels
 - Fuel gauge
 - Oil pressure
 - Speedometer
 - Tachometer w/hour meter
 - Temperature gauge
 - Trim gauge
 - Volt meter
- Lighted switches
- Receptacle, 12VDC

SYSTEMS

- Batteries, Interstate®
- Battery management system w/isolated engine start and ship's system circuits
- Bilge blower
- Bilge pump, automatic
- Horn, electric
- Power steering
- Power trim and tilt
- Remote oil filters
- Wiring harness
 - Routed through PVC conduit in floor

CANVAS

- Stainless steel top hardware

Options

- CCB gel band
- CD changer, 6-disc
- Docking lights
- Engine flush-out kit
- Fill-in cushion, aft
- Fill-in cushion, bow
- Fire extinguishing system
- Graphics, sport (NA w/CCB)
- Grey water system w/holding tank
- Neutra-Salt engine flush system§
- Steering wheel, woodgrain
- Stereo remote at transom
- Table w/mount
- Thru hull exhaust, Quick & Quiet
- VHF radio
- Walk-thru door
- Windlass w/rope, chain and anchor
- CE certification (European export)

CANVAS OPTIONS

- Camper canvas
- Cockpit cover
- Cockpit and forward cover
- Mooring cover

TRAILER OPTIONS

- Sure-Load trailer, tandem axle w/single axle brakes
- Sure-Load trailer, tri-axle w/2 brakes (required w/twin engines)
- Brake, additional
- Galvanized trailer
- Spare tire and wheel
- Spare tire and wheel, aluminum or galvanized
- Wheel, aluminum

POWER OPTIONS*

- **Volvo-Penta® Stern Drives**
 - 8.1 Gi/DuoProp 375 hp
 - Twin 5.0 GXi/SX 270 hp
 - Twin 5.7 GXi/SX 320 hp
- **MerCruiser® Stern Drives**
 - 496 MG Bravo III 375 hp
 - Twin 5.0 MPI Bravo I 260 hp
 - Twin MX 6.2 Bravo I 320 hp DuoProp, Bravo I and Bravo III include stainless steel propellers



LOA	30'10" / 9.40 M
BEAM	9'4" / 2.85 M
DEADRISE	21°
DRAFT – DRIVE DOWN	37" / 94 CM
FUEL CAPACITY	130 GAL / 491 L
APPROX. BOAT & ENGINE WEIGHT	6,240 LBS TO 7,140 LBS 2,890 KG TO 3,240 KG
TRAILER WEIGHT (opt.)	1,690 LBS / 766 KG



1



2



3



4



5



6



7



8



9



10



11



12



13

SUNDOWNER® EXTRA VALUE STANDARD FEATURES

What many boat manufacturers consider optional, Four Winns® considers essential to your boating fun. That's why so many premium features are standard on most Sundowner models. See your dealer for details.

- Aquaflex™ vinyl
- Anchor locker
- Burlwood helm with Faria fog-resistant, gold bezel gauges
- Canvas, bimini top
- Clarion® AM/FM/CD player
- Cockpit carpet, 40-oz. snap-in
- Cockpit refreshment center
- Cooler
- Compass
- Depth sounder
- Fiberglass liner
- Gel coat color choices
- Genmar® FirstMate™
- Hour meter in tachometer
- Ladder, angled, deep-reach
- Porta-Potti (Vacu-Flush on 285)
- Premium gel coat
- Rub rail, rigid white vinyl w/stainless steel insert
- Shower, aft
- Steering, tilt wheel
- SIRIUS® satellite stereo system w/12-month subscription
- Ski locker
- Stereo remote at helm
- Trailer, Sure-Load™ (opt. 285)
- Winning Edge Owner Protection Plan

Some exclusions apply.



CUDDY CABINS

SUNDOWNER®

205 > 225 > 245 > 285



1 IN-FLOOR LOCKER > Especially handy for storing skis, available on the 245 and 285. **2 INTEGRATED STEPS** > It's easy to step up to the deck using the built-in steps. **3 COCKPIT REFRESHMENT CENTER / AQUAFLEX™ VINYL** > You're cruising in style: built-in sink and cup holders; seats that feel like leather, but act like iron. **4 TRANSOM WALK-THRU** > A couple easy steps to the swim platform. **5 TRANSOM SKI LOCKER** > Extra storage for your skis and PFDs. **6 ANCHOR LOCKER** > Integrated anchor locker stores securely and drains easily. **7 TRANSOM SHOWER** > Rinse off

the sand or keep your deck clean and shiny: it's easy with the transom shower. **8 CABIN DOORS** > Removable/lockable doors to the cuddy cabin are convenient and safe. **9 DECK HATCH** > Translucent and screened for great light and greater ventilation. **10 TRANSOM STORAGE** > Lots of space for lots of stuff. **11 COMFORT RIDE™ SEATS** > A flip-up bolster makes it easy on the captain. **12 ENGINE HATCH** > Well-designed access! **13 COMPASS** > Which way do you want to go today?



205 FOUR WINNS® SUNDOWNER™

The 205 Sundowner is not afraid of the dark, nor will you be when you see how easily the berth converts for sleeping. At dawn's early light, pull up the anchor and make way for home — or better yet, another day on the water. Notable features include an aft shower, ski locker, Corian®-topped refreshment center with sink, trash receptacle and drink holders, compass, depth sounder, tilt steering and SIRIUS satellite stereo with a free 12-month subscription.



205 >

225

245

285

SPECIFICATIONS

LOA	22'8" / 6.91 M
BEAM	8'1" / 2.46 M
DEADRISE	19°
DRAFT — DRIVE DOWN	33" / 84 CM
FUEL CAPACITY	35 GAL / 135 L
MAX. CAPACITY	1,500 LBS / 680 KG
APPROX. BOAT & ENGINE WEIGHT	3,400 LBS TO 3,470 LBS 1,540 KG TO 1,570 KG
TRAILER WEIGHT	1,074 LBS / 487 KG

205

225 >

245

285



SPECIFICATIONS

LOA	24'1" / 7.34 M
BEAM	8'4" / 2.54 M
DEADRISE	20°
DRAFT – DRIVE DOWN	35" / 89 CM
FUEL CAPACITY	50 GAL / 189 L
MAX. CAPACITY	1,900 LBS / 862 KG
APPROX. BOAT & ENGINE WEIGHT	3,650 LBS TO 3,730 LBS 1,650 KG TO 1,690 KG
TRAILER WEIGHT	1,260 LBS / 571 KG

**VOLVO
PENTA**



225 FOUR WINNS® SUNDOWNER™

Keeping your options open — that's what Sundowners are good at. Enjoy water sports? So does your Sundowner. Day cruising? The 225 is right there with you. Overnight or weekend trips? Ready when you are. Four Winns builds reliable, well-appointed cuddies, and the 225 is a prime example. Note the practical, stylish interior. The walk-thru transom with a built-in ski locker. Standard compass and U-wrap stern lounge. Making plans? Make sure they include a trusty 225 Sundowner as your travel companion.





205
225
245 >
285



245 FOUR WINNS® SUNDOWNER™

The 245 Sundowner's trailerable size makes it a go-anywhere (or store anywhere) boat, but the amenities on-board rival those of much larger crafts.

The optional enclosed head compartment and forward berth are trimmed in rich, cherry-look wood. Port lite windows open, as does the overhead round hatch — all with screens. An aft freshwater shower, cockpit refreshment center, under seat storage, and integrated steps to the bow are thoughtful extras that Four Winns has made standard on all Sundowner models.

SPECIFICATIONS

LOA	26'9" / 8.16 M
BEAM	8'6" / 2.59 M
DEADRISE	20°
DRAFT – DRIVE DOWN	37" / 94 CM
FUEL CAPACITY	65 GAL / 246 L
MAX. CAPACITY	2,500 LBS / 1,130 KG
APPROX. BOAT & ENGINE WEIGHT	4,170 LBS TO 4,450 LBS 1,890 KG TO 2,020 KG
TRAILER WEIGHT	1,500 LBS / 680 KG





285 FOUR WINNS® SUNDOWNER™

Advance to the head of the class. The 285 Sundowner has it all...a galley with optional microwave, enclosed head with Vacu-Flush toilet, forward berth with fill-ins, integrated steps to the bow, helm seat with flip-up bolster, and other standard features too numerous to list (see page 61). New this year is a stylish extended swim platform with courtesy lights.



MERCURY
MerCruiser

205
225
245
< 285

SPECIFICATIONS

LOA	30'10" / 9.40 M
BEAM	9'4" / 2.85 M
DEADRISE	21°
DRAFT - DRIVE DOWN	37" / 94 CM
FUEL CAPACITY	130 GAL / 491 L
APPROX. BOAT & ENGINE WEIGHT	6,380 LBS TO 7,280 LBS 2,890 KG TO 3,330 KG
TRAILER WEIGHT (OPT.)	1,690 LBS / 768 KG

EXTRAS You Don't Pay Extra For.


HULL/DECK

- Gel band color choices: Navy, Red, Green, Dune, Black, Yellow
- Gel coat, premium
- Rub rail, rigid white vinyl w/stainless steel insert
- Shower, aft

COCKPIT

- Aquaflex™ vinyl
- Bucket seats, adjustable
 - Flip-up bolster
 - Headrest
 - Patented spring ride system
- Carpet, 40 oz., snap-in
- Engine hatch, electric
- Fiberglass liner
- Refreshment center
 - Corian® countertop
 - Beverage holders, 2
 - Sink w/pressurized water, 7 gal.
 - Trash receptacle
- Walk-thru storage
 - Large enough for skis
- Walk-thru transom
- Windshield wiper, starboard

HELM

- Compass
- Depth sounder w/shallow water alarm
- Hour meter
- Steering, tilt wheel
- Stereo remote
- SIRIUS satellite stereo system w/1-year subscription† 

CABIN

- CO monitor
- Head, porta-potti, slide-out

CANVAS

- Bimini top
- Windshield connector, Isinglass

TRAILER

- Sure-Load™ custom-matched trailer
 - Disc brakes
 - Swing-away tongue

CUSTOMER CARE

- Genmar FirstMate™
- Winning Edge Owner Protection Plan



Standards

HULL/DECK

- Anchor locker
 - Notch in lid for line
 - Overboard draining
- Bow and stern eyes, stainless steel
- Bow light, stainless
- Bow rails, thru-bolted, stainless steel
- Cleats, stainless steel (6)
- Deck hatch, white translucent
- Designators, dome-style
- Engine vents, color-coordinated
- Fill caps, stainless
 - Fuel
 - Water
- Graphics, standard
- Horn, concealed
- Navigation lights
- Port lites, opening w/screens (2)
- Ski eye, stainless steel
- Skid-resistant deck
- Stable-Vee® hull
- Swim platform, aft, extended
 - Angled, deep-reach, concealed ladder
 - Skid-resistant surface
 - Storage tub, self-draining
- Thru-hull fittings, stainless steel
- Transom storage locker
- Windshield w/walk-thru
 - Full aluminum frame
 - Safety glass
 - Stainless steel supports
- NMMA certification
- Meets or exceeds applicable USCG regulations

COCKPIT

- Cockpit storage
 - Beneath stern seat
- Cooler, removable, 36-quart
- Courtesy lights
- Beverage holders
- Engine compartment
 - Composite construction
 - Fiberglass motor hood, insulated
 - Gel-coated bilge
- Floor, skid-resistant
- Seating
 - U-shape lounge
- Speakers, Clarion (2)

HELM AREA

- Burlwood trim
- Emergency engine shut-off
- Instruments, Faria, fog-resistant w/gold bezels
 - Fuel gauge
 - Oil pressure
 - Speedometer
 - Tachometer w/hour meter
 - Temperature gauge
 - Trim gauge
 - Volt meter
- Lighted switches
- Receptacle, 12VDC

CABIN

- Backrest converts to V-berth fill-in
- Dual bi-fold doors, removable
- Headliner, easy clean
- Lights, bullet
- Speakers, Clarion (2)
- Stereo, Clarion AM/FM/CD player
- Storage
 - Beneath V-berth cushions
 - Shelves behind backrests

SYSTEMS

- Battery, Interstate®
- Bilge blower
- Bilge pump, automatic
- Horn, electric
- Power steering
- Power trim and tilt
- Wiring harness
 - Routed through PVC conduit in floor

CANVAS

- Stainless steel top hardware

TRAILER

- Integrated step pads
- Keel rollers
- Radial tires
- Submersible lighting
- Tandem axle
 - Single axle brakes
- Tie-down straps (3)
- Tongue jack, swivel
- Treated bunks, carpeted (4)
- Treated side guides, carpeted
- Welded tube construction, 11-gauge
- Welded winch post

Options

- Batteries, dual w/switch
- CCB gel band
- Engine flush-out kit
- Fill-in cushion, aft
- Fire extinguishing system
- FirstMate™ Plus
- Graphics, sport
- Head, pump-out
- Neutra-Salt engine flush system§
- Prop, stainless steel (exchange)
- Remote oil filter
 - (standard w/fuel injected engines)
- Steering wheel, woodgrain
- Stereo remote at transom
- Stove, one burner, butane
- Table w/floor mount

CANVAS OPTIONS

- Camper canvas
- Cockpit cover
- Mooring cover

TRAILER OPTIONS

- Disc brakes, tandem
- Galvanized trailer
- Spare tire and wheel
- Spare tire and wheel, aluminum or galvanized
- Wheel, aluminum

POWER OPTIONS*

Volvo-Penta® Stern Drives

- 5.0 GL/SX 220 hp
- 5.0 GL/DuoProp 220 hp
- 5.0 GXi/SX 270 hp
- 5.0 GXi/DuoProp 270 hp
- 5.7 Gi/SX 280 hp
- 5.7 Gi/DuoProp 280 hp

MerCruiser® Stern Drives

- 5.0 L Alpha 220 hp
 - 5.0 MPI Alpha 260 hp
 - 5.0 MPI Bravo I 260 hp
 - 350 MPI Bravo I 300 hp
 - 350 MPI Bravo III 300 hp
- Duoprop and Bravo I include stainless steel propellers



LOA 22'8" / 6.91 M

BEAM 8'1" / 2.46 M

DEADRISE 19°

DRAFT – DRIVE DOWN 33" / 84 CM

FUEL CAPACITY 35 GAL / 135 L

MAX. CAPACITY 1,500 LBS / 680 KG

APPROX. BOAT & ENGINE WEIGHT 3,400 LBS to 3,470 LBS
1,540 KG TO 1,570 KG

TRAILER WEIGHT 1,074 LBS / 487 KG



EXTRAS You Don't Pay Extra For.

HULL/DECK

- Gel band color choices: Navy, Red, Green, Dune, Black, Yellow
- Gel coat, premium
- Rub rail, rigid white vinyl w/stainless steel insert
- Shower, aft

COCKPIT

- Aquaflex™ vinyl
- Bucket seats, adjustable
 - Flip-up bolster
 - Headrest
 - Patented spring ride system
- Carpet, 40 oz., snap-in
- Engine hatch, electric
- Fiberglass liner
- Refreshment center
 - Corian® countertop
 - Beverage holders, 2
 - Sink w/pressurized water, 7 gal.
 - Trash receptacle
- Walk-thru storage
 - Large enough for skis
- Walk-thru transom
- Windshield wiper, starboard

HELM

- Compass
- Depth sounder w/shallow water alarm
- Hour meter
- Steering, tilt wheel
- Stereo remote
- SIRIUS satellite stereo system w/1-year subscription†

CABIN

- CO monitor
- Head w/porta-potti, slide-out

CANVAS

- Bimini top
- Windshield connector, Isinglass

TRAILER

- Sure-Load™ custom-matched trailer
 - Disc brakes
 - Removable tongue

CUSTOMER CARE

- Genmar FirstMate™
- Winning Edge Owner Protection Plan



Standards

HULL/DECK

- Anchor locker
 - Notch in lid for line
 - Overboard draining
- Bow light, stainless steel
- Bow and stern eyes, stainless steel
- Bow rails, thru-bolted, stainless steel
- Cleats, stainless steel (6)
- Deck hatch, white translucent
- Designators, dome-style
- Engine vents, color-coordinated
- Fill cap, stainless
 - Fuel
 - Water
- Graphics, standard
- Horn, concealed
- Navigation lights
- Port lites, opening w/screens (2)
- Ski eye, stainless steel
- Skid-resistant deck
- Stable-Vee® hull
- Swim platform, aft, extended
 - Angled, deep-reach, concealed ladder
 - Skid-resistant surface
 - Storage tub, self-draining
- Thru-hull fittings, stainless steel
- Transom storage locker
- Windshield w/walk-thru
 - Full aluminum frame
 - Safety glass
 - Stainless steel supports
- NMMA certification
- Meets or exceeds applicable USCG regulations

COCKPIT

- Cockpit storage
 - Beneath stern seat
- Cooler, removable, 36-quart
- Courtesy lights
- Beverage holders
- Engine compartment
 - Composite construction
 - Fiberglass motor hood, insulated
 - Gel-coated bilge
- Floor, skid-resistant
- Seating
 - U-shape lounge
- Speakers, Clarion (2)

HELM AREA

- Burlwood trim
- Drink holder
- Emergency engine shut-off
- Instruments, Faria, fog-resistant w/gold bezels
 - Fuel gauge
 - Oil pressure
 - Speedometer
 - Tachometer w/hour meter
 - Temperature gauge
 - Trim gauge
 - Volt meter
- Lighted switches
- Receptacle, 12VDC

CABIN

- Backrest converts to V-berth fill-in
- Dual bi-fold doors, removable
- Headliner, easy clean
- Lights, bullet
- Speakers, Clarion (2)
- Stereo, Clarion AM/FM/CD player
- Storage
 - Beneath V-berth cushions
 - Shelves behind backrests

SYSTEMS

- Battery, Interstate®
- Bilge blower
- Bilge pump, automatic
- Horn, electric
- Power steering
- Power trim and tilt
- Wiring harness
 - Routed through PVC conduit in floor

CANVAS

- Stainless steel top hardware

TRAILER

- Integrated step pads
- Keel rollers
- Radial tires
- Submersible lighting
- Tandem axle
 - Single axle brakes
- Tie-down straps (3)
- Tongue jack, swivel
- Treated bunks, carpeted (4)
- Treated side guides, carpeted
- Welded tube construction, 11-gauge
- Welded winch post

Options

- Batteries, dual w/switch
- CCB gel band
- Engine flush-out kit
- Fill-in cushion, aft
- Fire extinguishing system
- FirstMate™ Plus
- Graphics, sport
- Head, pump-out
- Neutra-Salt engine flush system§
- Prop, stainless steel (SX exchange)
- Steering wheel, woodgrain
- Stereo remote at transom
- Stove, one burner, butane
- Table w/floor mount

CANVAS OPTIONS

- Camper canvas
- Cockpit cover
- Mooring cover

TRAILER OPTIONS

- Disc brakes, tandem
- Galvanized trailer
- Spare tire and wheel
- Spare tire and wheel, aluminum or galvanized
- Wheel, aluminum

POWER OPTIONS*

Volvo-Penta® Stern Drives

- 5.0 GXi/SX 270 hp
- 5.0 GXi/DuoProp 270 hp
- 5.7 Gi/SX 280 hp
- 5.7 Gi/DuoProp 280 hp
- 5.7 GXi/SX 320 hp
- 5.7 GXi/DuoProp 320 hp

MerCruiser® Stern Drives

- 5.0 MPI Bravo I 260 hp
 - 5.0 MPI Bravo III 260 hp
 - 350 MPI Bravo I 300 hp
 - 350 MPI Bravo III 300 hp
 - MX 6.2 Bravo I 320 hp
 - MX 6.2 Bravo III 320 hp
- DuoProp, Bravo I and Bravo III include stainless steel propellers



LOA 24'1" / 7.34 M

BEAM 8'4" / 2.54 M

DEADRISE 20°

DRAFT – DRIVE DOWN 35" / 89 CM

FUEL CAPACITY 50 GAL / 190 L

MAX. CAPACITY 1,900 LBS / 862 KG

APPROX. BOAT & ENGINE WEIGHT 3,650 LBS TO 3,730 LBS
1,650 KG TO 1,690 KG

TRAILER WEIGHT 1,260 LBS / 571 KG

EXTRAS You Don't Pay Extra For.

HULL/DECK

- Gel band color choices: Navy, Red, Green, Dune, Black, Yellow
- Gel coat, premium
- Rub rail, rigid white vinyl w/stainless steel insert
- Shower, aft

COCKPIT

- Aquaflex™ vinyl
- Bucket seats, adjustable
 - Flip-up bolster
 - Headrest
 - Patented spring ride system
- Carpet, 40 oz., snap-in
- Engine hatch, electric
- Fiberglass liner
- Refreshment center
 - Corian® countertop
 - Beverage holders, 2
 - Sink w/pressurized water, 7 gal.
 - Trash receptacle
- Walk-thru transom
- Windshield wiper, starboard

HELM

- Compass
- Depth sounder w/shallow water alarm
- Hour meter
- Steering, tilt wheel
- Stereo remote
- SIRIUS satellite stereo system w/1-year subscription†

CABIN

- CO monitor
- Head w/porta potti

CANVAS

- Bimini top
- Windshield connector, Isinglass

TRAILER

- Sure-Load™ custom-matched trailer
 - Disc brakes
 - Removable tongue

CUSTOMER CARE

- Genmar FirstMate™
- Winning Edge Owner Protection Plan



Standards

HULL/DECK

- Anchor locker
 - Notch in lid for line
 - Overboard draining
- Bow light, stainless steel
- Bow and stern eyes, stainless steel
- Bow rails, thru-bolted, stainless steel
- Cleats, stainless steel (6)
- Deck hatch, white translucent
- Designators, dome-style
- Engine vents, color-coordinated
- Fuel cap, chrome
- Graphics, standard
- Horn, concealed
- Navigation lights
- Port lites, opening w/screens(2)
- Ski eye, stainless steel
- Skid-resistant deck
- Stable-Vee® hull
- Swim platform, aft, extended
 - Angled, deep-reach, concealed ladder
 - Courtesy lights
 - Ski storage
 - Skid-resistant surface
 - Storage tub, self-draining
- Thru-hull fittings, stainless steel or chrome-plated brass where applicable
- Transom storage locker (2)
- Windshield w/walk-thru
 - Full aluminum frame
 - Safety glass
 - Stainless steel supports
- NMMA certification
- Meets or exceeds applicable USCG regulations

COCKPIT

- Cockpit storage
 - Beneath stern seat
- Cooler, removable, 36-quart
- Courtesy lights
- Beverage holders
- Engine compartment
 - Composite construction
 - Fiberglass motor hood, insulated
 - Gel-coated bilge
- Floor, skid-resistant
- Seating
 - U-shape lounge
- Speakers, Clarion (2)
- Storage
 - In-floor
 - Hinged lid, gas assist shock

HELM AREA

- Burlwood trim
- Drink holder
- Emergency engine shut-off
- Instruments, Faria, fog-resistant w/gold bezels
 - Fuel gauge
 - Oil pressure
 - Speedometer
 - Tachometer w/hour meter
 - Temperature gauge
 - Trim gauge
 - Volt meter
- Lighted switches
- Receptacle, 12VDC

CABIN

- Backrest converts to V-berth fill-in
- Dual bi-fold doors, removable
- Headliner, easy clean
- Lights, bullet
- Mirror
- Speakers, Clarion (2)
- Stereo, Clarion AM/FM/CD player
- Storage
 - Beneath V-berth cushions
 - Shelves behind backrests

SYSTEMS

- Battery, Interstate®
- Bilge blower
- Bilge pump, automatic
- Horn, electric
- Power steering
- Power trim and tilt
- Wiring harness
 - Routed through PVC conduit in floor

CANVAS

- Stainless steel top hardware

TRAILER

- Integrated step pads
- Keel rollers
- Radial tires
- Submersible lighting
- Tandem axle
 - Single axle brakes
- Tie-down straps (3)
- Tongue jack, swivel
- Treated bunks, carpeted (4)
- Treated side guides, carpeted
- Welded tube construction, 11-gauge
- Welded winch post

Options

- Batteries, dual w/switch
- CCB gel band
- Dockside power
- Engine flush-out kit
- Fill-in, cushion, aft
- Fire extinguishing system
- FirstMate™ Plus
- Graphics, sport
- Head, enclosed
- Head, pump-out
- Neutra-Salt engine flush system[§]
- Steering wheel, woodgrain
- Stereo remote at transom
- Stove, one burner, butane
- Table w/floor mount
- Trim tabs

CANVAS OPTIONS

- Camper canvas
- Cockpit cover
- Mooring cover

TRAILER OPTIONS

- Disc brakes, tandem
- Galvanized trailer
- Spare tire and wheel
- Spare tire and wheel, aluminum or galvanized
- Wheel, aluminum

POWER OPTIONS*

Volvo-Penta® Stern Drives

- 5.7 Gi/SX 280 hp
- 5.7 Gi/DuoProp 280 hp
- 5.7 GXi/DuoProp 320 hp
- 8.1 Gi/DuoProp 375 hp

MerCruiser® Stern Drives

- 350 MPI Bravo I 300 hp
- 350 MPI Bravo III 300 hp
- MX 6.2 Bravo I 320 hp
- MX 6.2 Bravo III 320 hp
- 496 MG Bravo III 375 hp

DuoProp, Bravo I and Bravo III include stainless steel propellers



LOA 26'9" / 8.16 M

BEAM 8'6" / 2.59 M

DEADRISE 20°

DRAFT – DRIVE DOWN 37" / 94 CM

FUEL CAPACITY 65 GAL / 246 L

MAX. CAPACITY 2,500 LBS / 1,130 KG

APPROX. BOAT & ENGINE WEIGHT 4,170 LBS TO 4,450 LBS
1,890 KG TO 2,020 KG

TRAILER WEIGHT 1,500 LBS / 680 KG

285 FOUR WINNS® SUNDOWNER™

EXTRAS You Don't Pay Extra For.

HULL/DECK

- Gel band color choices: Navy, Red, Green, Dune, Black, Yellow
- Gel coat, premium
- Props, stainless
- Rub rail, rigid white vinyl w/stainless steel insert
- Shower, aft
- Trim tabs

COCKPIT

- Aquaflex™ vinyl
- Carpet, 40 oz., snap-in
- Dual batteries
- Engine hatch, electric
- Fiberglass liner
- Refreshment center
 - Beverage holders
 - Corian® countertop
 - Refrigerator
 - Sink w/pressurized water, 7 gal.
 - Trash receptacle
- Walk-thru transom
- Windshield wiper, starboard

HELM

- Compass
- Depth sounder w/shallow water alarm
- Hour meter
- Steering, tilt wheel
- Stereo remote
- SIRIUS satellite stereo system w/1-year subscription†

CABIN

- CO monitor
- Head, Vacu-Flush

CANVAS

- Bimini top
- Windshield connector, Isinglass

SYSTEMS

- Dockside power

CUSTOMER CARE

- Genmar FirstMate™ Plus
- Winning Edge Owner Protection Plan



Standards

HULL/DECK

- Anchor locker
 - Notch in lid for line
 - Overboard draining
- Bow anchor roller
- Bow light, stainless steel
- Bow and stern eyes, stainless steel
- Bow rails, thru-bolted, stainless steel
- Cleats, stainless steel (6)
- Deck hatch, white translucent
- Designators, dome-style
- Dockside Inlet
 - Power
- Engine air scoops, side deck
- Fuel cap, chrome
- Graphics, standard
- Horn, concealed
- Navigation lights
- Port lites, opening w/screens(4)
- Ski eye, stainless steel
- Skid-resistant deck
- Stable-Vee® hull
- Stern rail w/ski eye, stainless
- Swim platform, aft, extended
 - Angled, deep-reach, concealed ladder
 - Courtesy lights
 - Ski storage
 - Skid-resistant surface
 - Storage tub, self-draining
- Thru-hull fittings, stainless steel
- Transom storage locker (2)
- Windshield w/walk-thru
 - Full aluminum frame
 - Safety glass
 - Stainless steel supports
- NMMA certification
- Meets or exceeds applicable USCG regulations

COCKPIT

- Beverage holders
- Cockpit storage
 - Beneath stern seat
- Cooler, removable, 36-quart
- Courtesy lights
- Engine compartment
 - Composite construction
 - Fiberglass motor hood, insulated
 - Gel-coated bilge
- Floor, skid-resistant
- Seating
 - C-wrap stern
 - Double-wide helm, adjustable driver's side
 - Flip-up bolster
- Storage
 - In-floor
 - Hinged lid, gas assist shock
- Speakers, Clarion

HELM AREA

- Burlwood trim
- Drink holder
- Emergency engine shut-off
- High-performance shift and throttle controls
- Instruments, Faria, fog-resistant w/gold bezels
 - Fuel gauge
 - Oil pressure
 - Speedometer
 - Tachometer w/hour meter
 - Temperature gauge
 - Trim gauge
 - Volt meter
- Lighted switches
- Receptacle, 12VDC

CABIN

- Backrest converts to V-berth fill-in
- Dual bi-fold doors, removable, translucent
- Head compartment
 - Fiberglass liner
 - Opening port lite w/screen
 - Overhead lighting
 - Receptacle, 110 VAC
 - Removable carpet
 - Sink w/pressurized water, 7 gal.
 - Storage locker
 - Tissue holder
- Headliner, easy clean
- Lights, bullet
- Mirror
- Sliding door, fiberglass w/built-in steps
- Speakers, Clarion (2)
- Stereo, Clarion AM/FM/CD player
- Storage
 - Beneath V-berth cushions
 - Hanging locker
 - Shelves behind backrests

SYSTEMS

- Batteries, Interstate®
- Battery management system w/isolated engine start and ship's system circuits
- Bilge blower
- Bilge pump, automatic
- Horn, electric
- Power steering
- Power trim and tilt
- Wiring harness
 - Routed through PVC conduit in floor

CANVAS

- Stainless steel top hardware

Options

- Bow rails, raised
- CD changer, 6-disc
- CCB gel band
- Docking lights
- Engine flush-out kit
- Fill-in cushions, aft
- Fire extinguishing system
- Graphics, sport
- Grey water system w/holding tank
- Microwave
- Neutra-Salt engine flush system§
- Steering wheel, woodgrain
- Stereo remote at transom
- Stove, one burner, butane
- Table w/floor mount
- Thru hull exhaust, Quick & Quiet Plus
- VHF radio
- Windlass w/rope, chain & anchor

CANVAS OPTIONS

- Camper canvas
- Cockpit cover
- Mooring cover

TRAILER OPTIONS

- Sure-Load™ custom-matched, tandem axle trailer w/single-axle brakes
- Sure-Load™ Tri-axle trailer w/tandem axle brakes (req. w/twin engines)
- Brake, additional
- Galvanized trailer
- Spare tire and wheel
- Spare tire and wheel, aluminum or galvanized
- Wheel, aluminum

POWER OPTIONS*

Volvo-Penta® Stern Drives

- 8.1 Gi/DuoProp 375 hp
- Twin 5.0 GXi/SX 270 hp
- Twin 5.7 GXi/SX 320 hp

MerCruiser® Stern Drives

- 496 MG Bravo III 375 hp
 - Twin 5.0 MPI Bravo I 260 hp
 - Twin MX 6.2 Bravo I 320 hp
- Duoprop, Bravo I and Bravo III include stainless steel propellers



LOA	30'10" / 9.40 M
BEAM	9'4" / 2.85 M
DEADRISE	21°
DRAFT – DRIVE DOWN	37" / 94 CM
FUEL CAPACITY	130 GAL / 491 L
APPROX. BOAT & ENGINE WEIGHT	6,380 LBS TO 7,280 LBS 2,890 KG TO 3,330 KG
TRAILER WEIGHT (opt.)	1,690 LBS / 768 KG



FOUR WINNS® OPTIONAL EQUIPMENT

Choice additions.

1 DOCKING LIGHTS > Make low-light docking a breeze. **2 PULL-UP CLEATS** > Stainless steel pull-up cleats make your boat's profile more sleek and they won't snag. **3 BOW SCUFF PLATE** > Extra protection for your hull. (**1-3 STAINLESS PACKAGE** > Optional on 210-250.) **4 AFT TABLE** > An additional table is available for aft service. **5 CLASSIC COLOR BAND** > A sleek swatch of color and you're looking good — choose from six colors! **6 STEREO REMOTE** > Now your sound is right at your fingertips. **7 WINDSHIELD WIPER** > A handy way to keep the spray away.





5



6



7

8 WAKEBOARD TOWER > Get the latest look in wakeboard towers; the deluxe version includes 2 board racks, 2 Tubby speakers, an amplifier and a subwoofer! Custom bimini top included w/tower! **9 BOW FILL-IN CUSHIONS** > So you can get your fill of the sun. **10 WALK-THRU DOORS** > Slow the air flow when you're hitting top speeds. **11 WOODGRAIN WHEEL** > Add an extra touch of traditional styling with the burlwood steering wheel option. **12 NEUTRA-SALT SYSTEM** > Allows in-water flushing of corrosive elements without freshwater hookup (Volvo propulsion only). **13 THRU-HULL EXHAUST** > Thru-hull exhaust features a sleek stainless steel design. **14 EXTENDED SWIM PLATFORM** > Extends the enjoyment of your day on the water. **15 VHF RADIO** > Marine communication at its finest, the optional VHF radio is available on the 280 and 285. **16 ALUMINUM WHEELS** > For the ultimate in good looks, choose aluminum wheels for your boat's trailer. **17 DOCKING LINE** > A Four Winns exclusive — docking line with insignia. **18 FIRSTMATE™ PLUS** > A valuable add-on for all boaters.



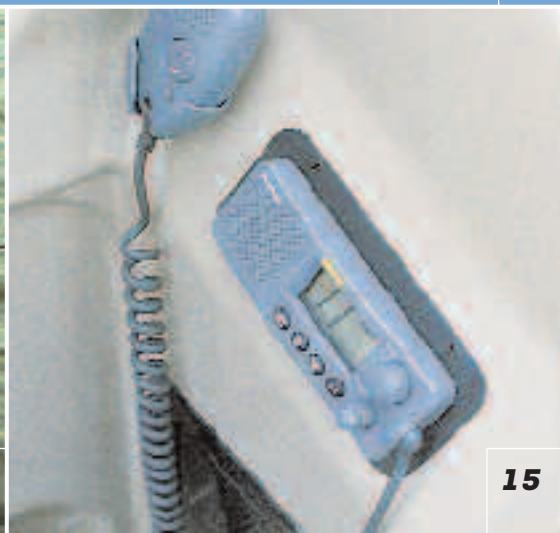
18



9



14



15



16



17



CANVAS CONFIGURATIONS

Top performers, day or night.

Standard Bimini tops provide welcome relief from the mid-day sun. But you can extend the versatility of your boat with optional canvas packages. All are factory-made and custom-matched to your boat's color and design.

STANDARD BIMINI TOP



CONVERTIBLE TOP



FULL CANVAS



CAMPER CANVAS



COCKPIT & FORWARD COVER




MOORING COVER



MAKES PUTTING UP CANVAS A SNAP!

Good news for anyone who has ever wrestled with the canvas cotter pin system: our new ingenious design lets you literally snap the canvas hardware in or out in seconds. Available on most models. Our new anti-sway brackets help keep your canvas steady.



GEL COLOR OPTIONS

Choose from six available colors, all in beautiful, long-lasting premium gel coat – the premium finish we insist on for your boat.



GEL GRAPHIC OPTIONS

Many models have graphic options to help you tailor your boat to your style. Check standards & options pages for availability.


SHOWN TOP TO BOTTOM:

- CLASSIC COLOR BAND
- SPORT GRAPHICS (VARIES BY MODEL)
- SPORT GRAPHICS (VARIES BY MODEL)
- GOLD GRAPHIC, EXCHANGE
- SILVER GRAPHIC, STANDARD



THE REST OF THE FOUR WINNS FAMILY

FUNSHIP™ DECK BOATS (194, 214, 234, 264)



VISTA® EXPRESS CRUISERS (248, 268, 288, 298, 328, 348, 378)


Also available from your Four Winns dealer are the 2004 Deckboat Catalog, 2004 Express Cruiser Catalog and 2004 Interactive Catalog DVD.



FOUR WINNS®
Quality. Experience. Style. Technology.

www.fourwinns.com

YOUR LOCAL FOUR WINNS DEALER:



FOUR WINNS BOATS > 925 FRISBIE STREET > CADILLAC, MI > 49601 > 231 775-1351

An important note about the information in this booklet: Every effort has been made to ensure that this catalog includes complete and accurate information. However, since the time of printing, some information may have been revised. Also some equipment shown within this brochure is available at extra cost. Since we do reserve the right to make changes at any time, without notice, in prices, colors, equipment, specifications, and models, we suggest that you check with your Four Winns Professional Marine Dealer for complete and up-to-date information. Please respect the marine environment, be courteous to others on the water and follow the rules of safe boating. Four Winns, Vista, Stable Vee, Horizon, Sundowner and Funship are trademarks of Four Winns Boats, L.L.C. or its affiliates. Genmar, Genmar FirstMate and Genmar FirstMate Plus are trademarks of Genmar Holdings, Inc. or its affiliates. Copyright 2003 Four Winns Boats, L.L.C.

