

2 0 0 2

 FOUR WINNS®



EXPERIENCE. THE DIFFERENCE.

Intro

C O N T E N T S

INTRODUCTION	1
THE DIFFERENCE BEGINS	2—3
THE WHOLE STORY	4—5
HORIZON™	6—27
FUNSHIP™	28—35
SUNDOWNER™	36—45
STANDARDS & OPTIONS	46—53
SEATING/COLORS/CANVAS	54
ENGINES/TRAILERS	55
POPULAR OPTIONS & WARRANTY	56
ADDITIONAL INFORMATION	57



At Four Winns, we understand how truly special boating is. We know that your experience is made even better by a craft that is thoughtfully designed and skillfully constructed.

As you look over our products, take note of the design ingenuity, the attention to personal convenience, and the standard of the materials that clearly state that these boats are Four Winns. Now as part of the Genmar companies, we have the technological advantages and financial strength of the world's largest boat builder behind us.

These are the reasons that Four Winns remains one of the top choices among veteran and first time boaters, alike. These are the reasons that Four Winns owners are more likely to own a second or third Four Winns than owners of any other boat brand. These are the reasons that "previously enjoyed" Four Winns boats maintain such high values.

Four Winns has been a leader in recreational boating for over a quarter of a century. That experience shows. It is the Four Winns difference.

Ease the throttle forward and leave your cares behind. Time in a Four Winns is unlike any other in life.

 **FOUR WINNS®**



E X P E R I E N C E . T H E D I F F E R E N C E .

What makes a Four Winns a Four Winns? Well, it's tough to cite only one thing. It's the result of many things. It's dedicated, experienced people, using the best processes and materials in facilities designed to achieve a product difference you'll appreciate.

There are literally a hundred reasons to select any Four Winns model. Here is only a brief glimpse at how we create the difference that makes a Four Winns... a Four Winns.

HAND CRAFTED, COMPUTER ASSISTED

Ever notice how meticulous we are in building our boats? Take interior cushions and fabric-covered surfaces, for example. Using an advanced programmable computer controlled cutter is only part of the reason. The care and know-how of the Four Winns employees is the real difference in the quality you enjoy.

There are a lot of talented people who build your boat. Four Winns employees rank high above the industry average in time on the job. Even with all the advanced equipment, computers, and technology, sometimes nothing is better than a steady hand and determination to build the best.

Experience. It makes a difference.

MANUFACTURING FACILITIES

Our production resources are extensive. We occupy six facilities each specialized in boat production, trailer production, engineering, testing operations, and service support. Together, these facilities total over 360,000 square feet.





A. ARMORCOTE®

Notice the shine on a new Four Winns. Like it? Good, because you're going to see that shine for years and years and years. We use 100% Armorcote® on every fiberglass part we make. We are the only boat builder who does. In tests, Armorcote retained its superior gloss for more than seven years of simulated Florida sun. Bright idea, that Armorcote.

B. AQUAFLEX™ VINYL

The vinyl used in your Four Winns is called Aquaflex™. It's new and it's a Four Winns exclusive. It is softer, lighter, more durable, more tear resistant and 50% stronger than any other vinyl on the market. Don't believe us? Ask your Four Winns retailer to take the vinyl test. Prove it to yourself. Then you'll want Aquaflex on your next boat.

C. TEST TANKS

Looks like we're giving the boat a bath. In fact, we're testing the hatches for potential leakage. Every Four Winns boat is subjected to a tough, multi-point water test before it ever leaves our hands. All systems are run. All instrumentation is operated and verified. So give your Four Winns a little pat on the stern. It's a smart boat. It passed its tests.

D. FIBERGLASS COCKPIT


Every Four Winns boat is built with a 100% fiberglass cockpit, including the floor. Not all manufacturers take that care in the boats they build. We do that not to make it easier on us, but to make it easier on you. Pull out the premium diamond pattern carpet (another extra-quality feature) and you can clean your boat in minutes. That advantage is on every boat right down to our 170 Horizon.

E. DEEP-REACH LADDER

Our exclusive deep-reach ladder is the best on the market. At least that's what our customers tell us. The angled design makes it exceptionally easy to use, especially when boarding your Four Winns from the water. When not in use, the ladder is conveniently stored in its own covered locker, recessed into the swim platform.

F. COMPLETE BOATING PACKAGE

You wouldn't fish with a reel and not a rod. Why buy a boat without a trailer? We can't think of one reason. Every trailerable Four Winns model comes complete with its own trailer. We think so much of our trailers, we gave it its own section in the catalog. Read about it. We love our trailers. You will, too.



The Difference Begins

COMFORTRIDE™ BUCKET SEATS

Here is the next level of comfort in recreational boating, the Four Winns ComfortRide™ bucket seat system.

ComfortRide is built upon a remarkable shock absorbing system (SAS) that delivers comfort as never before.



Quad Spring Suspension

An enclosed spring grid delivering 3 inches of travel provides



outstanding shock absorption while preventing the rider from "bottoming out."

Spring Grid Flex

The grid evenly supports the seat foam while continually adjusting to provide improved circulation and long-term comfort.

Molded Foam Centering

ComfortRide provides extra support for larger boaters, while "centering" smaller boaters in the middle of the seat.

ComfortRide bucket seats are equipped with a flip-up bolster as standard for even more versatility while docking or slow maneuvering.

Four Winns. EXPERIENCE. The Difference.

- SONY® AM/FM SOUND SYSTEM W/CD, REMOVABLE FACE PLATE AND WIRELESS REMOTE (190 & LARGER)
- ADJUSTABLE BUCKET SEATS W/FLIP-UP BOLSTERS, PATENTED COMFORTRIDE™ SYSTEM
- STANDARD SEATING INCLUDES ADJUSTABLE BACK-TO-BACK SEATING, CONVERTS TO SUN LOUNGER W/KICK-UP HEADREST
- FULL-WIDTH SWIM PLATFORM OPTIONAL EXTENSION AVAILABLE
- STABLE-VEE® HULL DESIGN
- ERGONOMIC COCKPIT DESIGN
- WIRING HARNESSES ROUTED THROUGH IN-FLOOR PVC CONDUIT
- COAMING BOARDS W/INTEGRATED ARM RESTS AND MULTI-LEVEL SIDEWALL STORAGE
- STAINLESS STEEL SKI TOW SYSTEM W/INTEGRATED HANDRAIL (EXCEPT 170 AND 180)
- OVERSIZED SKI LOCKER, W/RAISED FLOOR, LARGE ENOUGH TO HANDLE SKIS, WAKEBOARDS AND KNEEBOARDS
- INTEGRATED FENDER STORAGE (220-280)
- ALL COMPOSITE ENGINE COMPARTMENT GEL COATED FOR EASIER CLEANING
- EASY ENTRANCE WALK-THRU TRANSOM (220-280, 285, 214-264)
- GRAPHICS PACKAGE STANDARD, (SPORT GRAPHICS, OPTIONAL)
- SNAP-IN CARPETING
- ANGLED, DEEP-REACH SWIM LADDER CONCEALED IN LOCKER (EXCEPT 170, 180 & 190)
- ALUMINUM WHEELS (OPTIONAL)
- TWO-TONE GEL COLOR
- FIBERGLASS COCKPIT W/SKID RESISTANT SURFACE
- TILT-STEERING WHEEL
- 36-QUART CARRY-ON COOLER (220-280, 285, 214-264)



The Whole Story

- FIBERGLASS ENCLOSED HEAD W/PORTA-POTTI (240-280, 214-264)
- DESIGNS CRAFTED W/PRO-E SOLID MODELING FOR ADVANCED STYLING

- NON-CORROSIVE, STAINLESS STEEL HARDWARE
- SELF-DRAINING ANCHOR LOCKER W/LID, NOTCHED FOR LINE ENTRY (190 AND LARGER)
- CONVENIENTLY LOCATED DRINK HOLDERS

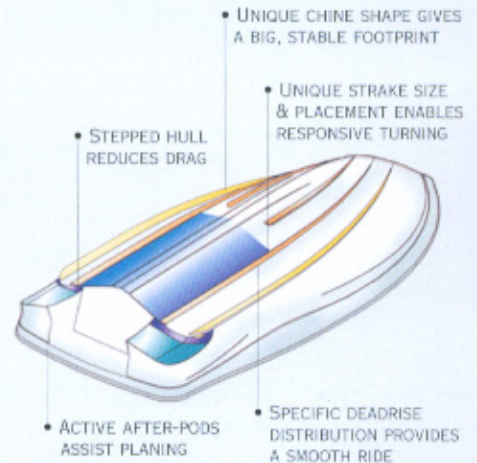


- HORIZON 240 SHOWN IN NAVY GEL COAT.
- SURELOAD™ TRAILER
- FOR TRAILER INFORMATION SEE PAGE 55

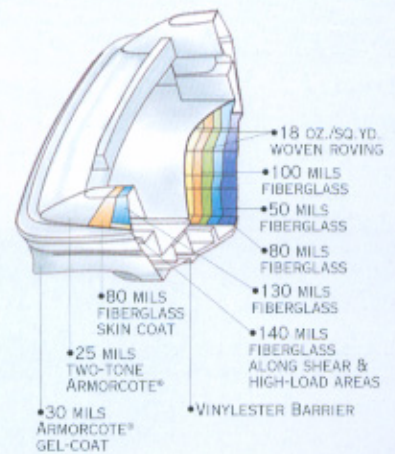
- INTEGRATED COOLER W/OVERBOARD DRAIN
- PORT CONSOLE W/COOLER, GLOVEBOX AND PASSENGER ASSIST HANDLES
- 100% ARMORCOTE® FADE-FIGHTING GEL COAT FINISH
- BURLWOOD HELM ACCENTS
- VOLVO-PENTA®, MERCRUISER®, YAMAHA® EVINRUDE® OR JOHNSON® POWER

- DEEP COCKPIT FOR IMPROVED PASSENGER SAFETY
- ROTOCAST SEAT CONSTRUCTION
- CONTOUR MOLDED BOW SEATS W/CANTED WRAP-AROUND BACKRESTS
- THROUGH-HULL BOLTED STAINLESS STEEL CLEATS, TOW EYES AND SKI EYES W/ALUMINUM BACKING PLATE
- EASY-READ STANDARD COMPASS (EXCEPT 170 & 180)
- AQUAFLEX® VINYL
- PLUGS CREATED W/5-AXIS ROUTER FOR SUPERIOR FIT AND FINISH

POPULAR MECHANICS AWARD-WINNING STABLE-VEE™ DESIGN



QUALITY CONSTRUCTION



Horizon





Horizon. Quality you value. Performance you respect. Features you appreciate more with each season.
Horizon. Open bow boating at its finest.

170

H O R I Z O N

Affordability? Quality? Full fiberglass cockpit? Custom built trailer? You can have it all with the 170 Horizon.



A. GLOVEBOX

NEW BURLWOOD ACCENTS. STYLE AND QUALITY.

B. DASH

HOW'S THIS FOR SPORTY? NEW, HIGH-VISIBILITY WHITE FACE GAUGES ARE A PERFORMANCE TOUCH.

C. BACK-TO-BACK LOUNGER

STANDARD SEATING FEATURES BACK-TO-BACK LOUNGERS THAT EXTEND INTO SUN LOUNGES.

D. OPTIONAL POWER

THE 170 HORIZON IS ALSO AVAILABLE WITH OPTIONAL OUTBOARD POWER.



S P E C I F I C A T I O N S

LOA	16'6"/>5.03 M
LOA w/OPTIONAL EXTENDED SWIM PLATFORM	17'6"/>5.33 M
BEAM	7'6"/>2.29 M
DEADRISE	18"
DRAFT - DRIVE DOWN	(IO) 30" (OB) 28"/>76 CM (OB) 71 CM
FUEL CAPACITY	24 GAL/91 L
MAX. CAPACITY	(IO) 1,150 LBS (OB) 1,850 LBS/(IO) 522 KG (OB) 839 KG
APPROX BOAT & ENGINE WEIGHT	1,790 LBS TO 2,190 LBS/812 KG TO 993 KG

H O R I Z O N

Want usefulness? There's no better watersport fun machines than the Horizon Fish 'n Ski models in 17 and 18 foot sizes. Choose outboard or stern drive power, we provide the rest.

Fish 'n Ski



A. FISH FINDER

MOUNTED JUST AHEAD OF THE HELM, THE STANDARD FISH FINDER, SWIVELS FOR USE THROUGHOUT THE BOAT.

B. LIVEWELL

WHETHER YOU USE IT FOR BAIT, OR TO KEEP YOUR CATCH FRESH, THE CIRCULATING LIVEWELL IS A FISHERMAN'S DELIGHT.

C. REMOVABLE SIDE WINGS

SIMPLY REMOVE THE SECURITY PINS AND SLIDE OFF THE WINDSHIELD WINGS TO LAND THAT CATCH OVER THE SIDE.

SEE 170/180 FOR BOAT SPECIFICATIONS



D. JUMP SEAT W/ TROLLING MOTOR

CONTROL THE ACTION FROM THE BOW. ACTIVATE THE TRIM ON THE MAIN ENGINE AND OPERATE THE TROLLING MOTOR. STERN SEATING CONVERTS TO TWIN FISHING CHAIRS FOR A SERIOUS FISHING MACHINE.

E. SKI-PYLON

FISH NOT BITING? REMOVE THE TROLLING MOTOR, SNAP-IN THE SKI PYLON AND TAKE THE FAMILY OUT FOR A DAY OF FUN BOATING. SKI PYLON AVAILABLE ONLY ON OUTBOARD MODELS.

F. OPTIONAL POWER

THE FISH 'N' SKI MODEL IS AVAILABLE ON BOTH THE 170 AND 180 HORIZONS WITH CHOICES OF OUTBOARD APPLICATIONS AND A STERN DRIVE OPTION ON THE 180.



180

H O R I Z O N

Look at the 180 Horizon. Available with either stern drive or outboard power, this 18-footer has fiberglass cockpit and loads of big boat features.



A. BUCKET SEAT WITH BOLSTER

NEW BUCKET SEATS FEATURE A FLIP-UP BOLSTER, A REAL CONVENIENCE WHEN DOCKING AND MANEUVERING.

B. BOW SEATING & RAILS

FULL WRAP-AROUND BOW SEATING AND HANDY BOW RAILS ARE DISTINCTIVE TOUCHES OF THE 180 LS PACKAGE.

C. LS DASH

THE 180 LS ALSO FEATURES A FULL ARRAY OF INDIVIDUAL GAUGES SURROUNDED BY BURLWOOD TRIM FOR A TOUCH OF LUXURY.



S P E C I F I C A T I O N S

- LOA 18'0"/5.49 M
- LOA w/OPTIONAL EXTENDED SWIM PLATFORM. 18'10"/5.74 M
- BEAM 8'0"/2.44 M
- DEADRISE 19°
- DRAFT - DRIVE DOWN (IO) 31" (OB) 29"/(IO) 79 CM (OB) 74 CM
- FUEL CAPACITY 32 GAL/121 L
- MAX. CAPACITY (IO) 1,300 LBS (OB) 2,000 LBS/(IO) 590 KG (OB) 907 KG
- APPROX. BOAT & ENGINE WEIGHT . . . 2,050 LBS TO 2,570 LBS/930 KG TO 1,165 KG

190

H O R I Z O N

Standard or SunSport seating are only a few of the choices you can make on the 190 Horizon. You can customize this nimble craft to your taste.



A. NEW DASH

A FULL COMPLIMENT OF INDIVIDUAL GAUGES WITH GOLD ACCENTS SURROUNDED BY BURLWOOD DETAILING - THAT'S FOUR WINNS STYLE.

B. STEREO REMOTE

INTEGRATED CD, FOUR SPEAKERS, INFRARED REMOTE, AND REMOVABLE FACE PLATE FOR THEFT PROTECTION.

C. COAMING BOARD

NEWLY-STYLED COAMING BOARDS ARE PLUSH, CONTEMPORARY, YET PRACTICAL WITH ROOMY MULTI-LEVEL STORAGE.



SPECIFICATIONS

LOA	18'6"/5.64 M
LOA W/OPTIONAL EXTENDED SWIM PLATFORM	20'2"/6.15 M
BEAM	8'1 1/2"/2.46 M
DEADRISE	19"
DRAFT - DRIVE DOWN	31"/79 CM
FUEL CAPACITY	38 GAL/144 L
MAXIMUM CAPACITY	1,300 LBS/590 KG
APPROX. BOAT & ENGINE WEIGHT	2,650 LBS TO 2,800 LBS/1,200 KG TO 1,270 KG

200

H O R I Z O N

Styl*e*. The 200 Horizon has it. With distinctive new graphics, you'll be turning heads all around the lake.



A. SWIM LADDER


DEEP-REACH AND ANGLED FOR EASY USE, THE SWIM LADDER FEATURES CONCEALED STORAGE. YOU MIGHT SAY IT'S OUT OF SIGHT.

B. INTEGRATED COOLER

EVEN LARGE 2-LITER BOTTLES FIT OUR INSULATED COOLER COMPLETE WITH OVERBOARD DRAIN.

C. SKI LOCKER

HOW CAN YOU MAKE THE BEST SKI LOCKER BETTER? HOW ABOUT A NEW GAS SHOCK ASSIST AND A HEAVY-DUTY, RUBBER MESH MAT.



S P E C I F I C A T I O N S

LOA	19'6"/5.95 M
LOA W/OPTIONAL EXTENDED SWIM PLATFORM	21'2"/6.45 M
BEAM	8'5"/2.57 M
DEADRISE	19°
DRAFT - DRIVE DOWN	32"/81 CM
FUEL CAPACITY	42 GAL/159 L
MAXIMUM CAPACITY	1,450 LBS/658 KG
APPROX. BOAT & ENGINE WEIGHT	2,820 LBS TO 2,970 LBS/1,280 KG TO 1,350 KG

210

H O R I Z O N

Room and comfort balanced with nimble responsiveness, that's the 210 Horizon. Volvo-Penta® or MerCruiser® power is available throughout the line for 2002.



A. BOW FILL-IN

OPTIONAL BOW FILL-INS INSTALL IN SECONDS TO MAKE A COZY SPOT TO SUN, READ OR JUST UNWIND.

B. HI-LO JUMP SEAT

STANDARD SEATING ON THE 210 INCLUDES ADJUSTABLE JUMP SEATS IN THE STERN. LOWER FOR SEATING... OR RAISE FOR A SPACIOUS SUN PAD.

C. STORAGE LOCKER

A STORAGE LOCKER IN THE HELM CONSOLE FEATURES A HINGED DOOR FOR CONVENIENT ACCESS.



S P E C I F I C A T I O N S

LOA	20'6"/>6.25 M
LOA W/OPTIONAL EXTENDED SWIM PLATFORM	22'3"/>6.78 M
BEAM	8'6"/>2.59 M
DEADRISE	19°
DRAFT - DRIVE DOWN	34"/>86 CM
FUEL CAPACITY	45 GAL/170 L
MAXIMUM CAPACITY	1,600 LBS/730 KG
APPROX. BOAT & ENGINE WEIGHT. . .	3,050 LBS TO 3,140 LBS/1,380 KG TO 1,420 KG

220

H O R I Z O N

New size in this year's fleet, the 220 Horizon is a perfect example of Four Winns boat building experience translated into pleasure on the water.



A. HELM

THE 220'S COMMANDING HELM IS ENCASED IN BURLWOOD FOR A RICH, MODERN LOOK.

B. ENGINE LIFT HATCH

A HYDRAULIC LIFT ON THE HATCH MAKES IT A BREEZE TO ACCESS THE ENGINE.

C. COOLER

THE LARGE 36-QUART CARRY-ON COOLER KEEPS YOUR BEVERAGES ICY COLD.





S P E C I F I C A T I O N S

LOA	21'6"/6.55 M
LOA W/OPTIONAL EXTENDED SWIM PLATFORM	23'0"/7.01 M
BEAM	8'6"/2.59 M
DEADRISE	20°
DRAFT - DRIVE DOWN	34"/86 CM
FUEL CAPACITY	50 GAL/189 L
MAXIMUM CAPACITY	1,900 LBS/862 KG
APPROX. BOAT & ENGINE WEIGHT	3,670 LBS TO 3,770 LBS/1,660 KG TO 1,710 KG

240

H O R I Z O N

Big boat features in an easy to handle package. The 240 Horizon pleases the most discriminating boater.



A. BOW SEATING

CONTOURED SEAT CUSHIONS AND ANGLED BACKRESTS CREATE A PAIR OF SCULPTED LOUNGES IN THE BOW.

B. FENDER STORAGE

BUILT-IN FENDER STORAGE IS CONVENIENTLY LOCATED JUST FORWARD OF THE WINDSHIELD.

C. HEAD

THE ENCLOSED HEAD, PORT, IS MATCHED BY A LARGE STORAGE LOCKER, STARBOARD.



S P E C I F I C A T I O N S

LOA	23'6"/7.16 M
LOA W/OPTIONAL EXTENDED SWIM PLATFORM.....	24'10"/7.57 M
BEAM	8'6"/2.59 M
DEADRISE	20°
DRAFT - DRIVE DOWN	35"/89 CM
FUEL CAPACITY	65 GAL/246 L
MAXIMUM CAPACITY.....	2,500 LBS/1,130 KG
APPROX. BOAT & ENGINE WEIGHT..	3,990 LBS TO 4,230 LBS/1,810 KG TO 1,920 KG

260

H O R I Z O N

Room. Room. Room. Did we mention room? This is the 260 Horizon, where the luxury of abundant space is tailored into a sleek, open bow sportboat.



A. TRANSOM WALK-THRU

TURN THE STANDARD TRANSOM WALK-THRU INTO A FULL-WIDTH SUNPAD WITH THE ADDITION OF THE OPTIONAL FILL-IN CUSHION.

B. ANCHOR LOCKER

A HIDDEN ANCHOR LOCKER FEATURES A NOTCHED LID FOR EASY LINE ACCESS.

C. COCKPIT ENTERTAINMENT CENTER

SOCIALIZING HAS NEVER BEEN EASIER THAN WITH THE OPTIONAL COCKPIT ENTERTAINMENT CENTER.




S P E C I F I C A T I O N S

LOA	25'8"/7.82 M
LOA W/OPTIONAL EXTENDED SWIM PLATFORM	28'1"/8.56 M
BEAM	8'6"/2.59 M
DEADRISE	21°
DRAFT - DRIVE DOWN	35"/89 CM
FUEL CAPACITY	80 GAL/302 L
MAXIMUM CAPACITY	2,800 LBS/1,270 KG
APPROX. BOAT & ENGINE WEIGHT	4,600 LBS TO 4,820 LBS/2,090 KG TO 2,190 KG

280

H O R I Z O N

If you're looking for the utmost in gracious open bow boating, look no further than the 280 Horizon, Four Winns open bow flagship.



A. COCKPIT ENTERTAINMENT CENTER

THE COCKPIT ENTERTAINMENT CENTER IS COMPLETE WITH A STANDARD REFRIGERATOR AND CORIAN® COUNTERTOP.

B. SIDE SETTEE

THE SIDE SETTEE ADJACENT TO THE HELM IS POSITIONED FOR EASY CONVERSATION IN THE COCKPIT.

C. HELM SEATING

THE TWO-PERSON CAPTAIN'S BENCH IS NOT ONLY ROOMY BUT FULLY ADJUSTABLE FOR OUTSTANDING COMFORT.



S P E C I F I C A T I O N S

LOA	27'9"/8.46 M
LOA W/EXTENDED SWIM PLATFORM	30'1"/9.17 M
BEAM	9'4"/2.85 M
DEADRISE	21"
DRAFT - DRIVE DOWN	37"/94 CM
FUEL CAPACITY	130 GAL/491 L
MAXIMUM CAPACITY	YACHT
APPROX. BOAT & ENGINE WEIGHT	6,380 LBS TO 7,140 LBS/2,890 KG TO 3,240 KG

Funship





Sporty. Powerful. Sleek. Unusual terms to describe a deck boat? Perhaps. But then, Funships are not your average deck boats. Four Winns Funship. Experience the thrill!

214

F U N S H I P

The 214 will change the way you think about deck boats. It's 21 feet of wide open space. And it's loaded with power and style.



A. TRANSOM STORAGE LOCKER


THE TRANSOM AREA PROVIDES FUN WITH A STANDARD EXTENDED SWIM PLATFORM AND FUNCTIONALITY WITH A TRANSOM STORAGE LOCKER.

B. WALK-THROUGH DOOR

THE 214 FUNSHIP IS LOADED WITH STANDARD FEATURES SUCH AS AN INTEGRATED SINK AND TRASH RECEPTACLE FLANKING A FOLDING WALK-THROUGH DOOR.

C. SKI LOCKER

CHECK OUT THE ENORMOUS SKI LOCKER COMPLETE WITH RUBBER MAT, AND AN ASSIST CYLINDER ON THE LID. OF COURSE, THE COCKPIT IS 100% FIBERGLASS FOR EASY CLEANING.



S P E C I F I C A T I O N S

LOA	20'11" / 6.25 M
LOA W/EXTENDED SWIM PLATFORM	23'6" / 7.16 M
BEAM	8'6" / 2.59 M
DEADRISE	19"
DRAFT-DRIVE DOWN	31" / 79 CM
FUEL CAPACITY	50 GAL / 189 L
MAX CAPACITY	2,000 LBS / 407 KG
APPROX BOAT & ENGINE WEIGHT ..	4,080 LBS TO 4,200 LBS / 1,850 KG TO 1,900 KG

234

F U N S H I P

Want a boat that makes a statement on the water? You've got to try out the 234 Funship. It's classy... sporty... powerful... oh, and did we mention roomy? This boat will hold a crowd in pure comfort.



A. DOCKING LIGHTS

HANDY FOR EVENING DOCKING, THE DOCKING LIGHTS ARE INTEGRATED RIGHT INTO THE DECK DESIGN.

B. SWIM PLATFORM

A DECK BOAT WITH A DECK! THE SWIM PLATFORM OFFERS AN INTEGRATED DESIGN AND A CONCEALED LADDER...STANDARD ON THE 234.

C. REFRESHMENT CENTER

ENTERTAIN IN STYLE WITH THE REFRESHMENT CENTER, FEATURING A COOLER, ICE CHEST, SINK, AND TRASH RECEPTACLE.



A



B



C



D



S P E C I F I C A T I O N S

LOA	23'0"/7.01 M
LOA W/EXTENDED SWIM PLATFORM	25'7"/7.80 M
BEAM	8'6"/2.59 M
DEADRISE	19°
DRAFT - DRIVE DOWN	33"/84 CM
FUEL CAPACITY	65 GAL/246 L
MAXIMUM CAPACITY	2,200 LBS/998 KG
APPROX. BOAT & ENGINE WEIGHT	4,760 LBS TO 4,840 LBS/2,160 KG TO 2,200 KG

264

F U N S H I P

Looking for the ultimate deck boat? You've just found it. The new 264 Funship can pack a whopping 375 horsepower engine. Now that's a powerful deck boat!



A. HELM


THE COMMANDING HELM TAKES ON A NEW, ELEGANT LOOK THIS YEAR WITH THE ADDITION OF BURLWOOD TRIM AND GOLD BEZEL ACCENTS.

B. REFRESHMENT CENTER

THE FULLY EQUIPPED COCKPIT REFRESHMENT CENTER FEATURES AN INTEGRATED ICE CHEST, REMOVABLE COOLER, SINK AND TRASH RECEPTACLE.

C. BOW SEATING

STANDARD FILL-IN CUSHIONS TURN THE BOW INTO AN EXPANSIVE SUN PAD. STRETCH OUT AND RELAX IN STYLE.



S P E C I F I C A T I O N S

LOA	25'6"/7.77 M
LOA W/EXTENDED SWIM PLATFORM	27'4"/8.33 M
BEAM	8'6"/2.59 M
DEADRISE	19°
DRAFT - DRIVE DOWN	33"/84 CM
FUEL CAPACITY	73 GAL/276 L
MAXIMUM CAPACITY	2,300 LBS/1,040 KG
APPROX. BOAT & ENGINE WEIGHT	5,070 LBS TO 5,150 LBS/2,300 KG TO 2,340 KG

Sundowner





Sundowner. Quality features and sportboat performance for an afternoon around the lake....
or a weekend on the water. Sundowner. Setting a standard for cuddy cabin convenience.

205

SUNDOWNER

The deck design gives you impressive cabin space in a 20-foot model. Enjoy weekends in a 205 Sundowner.



A. DASH STYLING

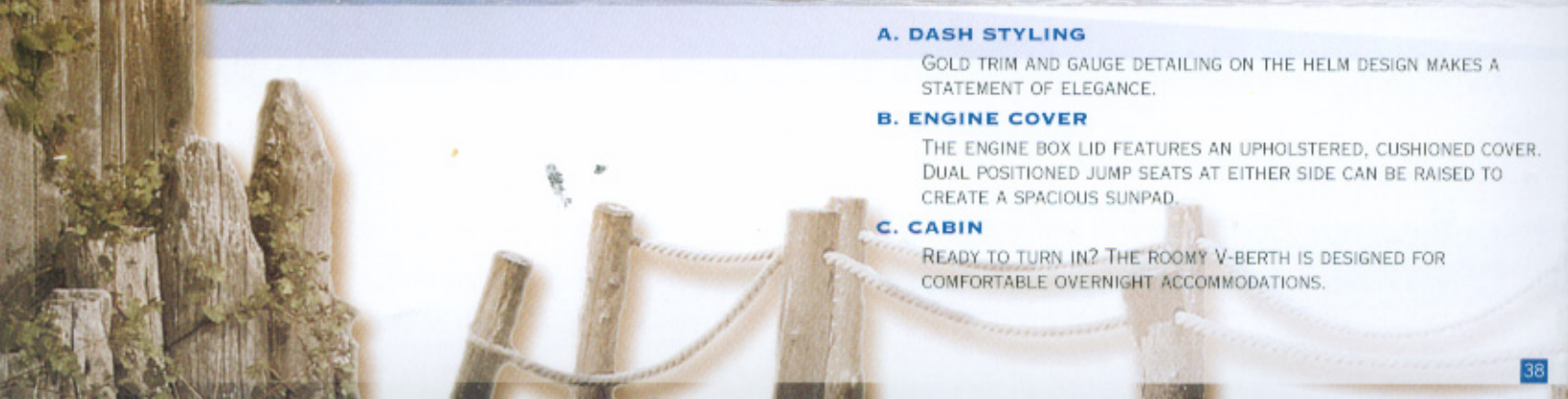
GOLD TRIM AND GAUGE DETAILING ON THE HELM DESIGN MAKES A STATEMENT OF ELEGANCE.

B. ENGINE COVER

THE ENGINE BOX LID FEATURES AN UPHOLSTERED, CUSHIONED COVER. DUAL POSITIONED JUMP SEATS AT EITHER SIDE CAN BE RAISED TO CREATE A SPACIOUS SUNPAD.

C. CABIN

READY TO TURN IN? THE ROOMY V-BERTH IS DESIGNED FOR COMFORTABLE OVERNIGHT ACCOMMODATIONS.





S P E C I F I C A T I O N S

LOA	20'9"/6.25 M
LOA W/OPTIONAL EXTENDED SWIM PLATFORM	22'3"/6.78 M
BEAM	8'1/2"/2.46 M
BRIDGE CLEARANCE	4'9"/1.45 M
DEADRISE	19°
DRAFT-DRIVE DOWN	33"/84 CM
FUEL CAPACITY	35GAL/135 L
MAXIMUM CAPACITY	1500 LBS/680 KG
APPROX. BOAT & ENGINE WEIGHT ..	3,180 LBS TO 3,250 LBS/1,440 KG TO 1,470 KG

225

SUNDOWNER

Family boating has never been more convenient or enjoyable than in the 225 Sundowner.



A. PORT CONSOLE COOLER

How's this for convenience? THE LARGE COOLER IN THE PORT CONSOLE OFFERS OVERBOARD DRAINING FOR QUICK AND EASY CLEAN UP AFTER A WEEKEND ON THE WATER.

B. DOUBLE-WIDE LOUNGER

DOUBLE-WIDE BACK-TO-BACK SEATS FOLD DOWN TO CREATE A LUXURIOUS LOUNGER.

C. CABIN

LET THE SUN SHINE. YOU'LL ENJOY NATURAL LIGHTING THROUGH THE CONVENIENT PORT HATCH.



S P E C I F I C A T I O N S

LOA	21'9"/6.63M
LOA W/OPTIONAL EXTENDED SWIM PLATFORM	23'3"/7.09 M
BEAM	8'4"/2.54 M
BRIDGE CLEARANCE	4'11"/1.50 M
DEADRISE	20°
DRAFT-DRIVE DOWN	35"/89 CM
FUEL CAPACITY	50 GAL/190 L
MAXIMUM CAPACITY	1,900 LBS/862 KG
APPROX. BOAT & ENGINE WEIGHT	3,460 LBS TO 3,540 LBS/1,570 KG TO 1,610 KG

245

SUNDOWNER

24 feet of all-around fun. The 245 Sundowner might change your idea of how exhilarating a weekend can be. Watch it.



A. FLOOR STORAGE

THE LARGE IN-FLOOR SKI LOCKER WILL HOLD ALL YOUR WATER GEAR... EVEN THE LARGEST SIZE WAKEBOARD.

B. FLIP-UP BOLSTER

OUR BUCKET SEATS ARE DESIGNED WITH FLIP-UP BOLSTERS TO MAKE MANEUVERING AND DOCKING EXCEPTIONALLY EASY.

C. CABIN BACKREST

REMOVABLE BACKRESTS IN THE CABIN BECOME FILL-IN CUSHIONS. PRESTO. IS THIS FOUR WINNS MAGIC?



SPECIFICATIONS

LOA	24'2" / 7.37 M
LOA W/OPTIONAL EXTENDED SWIM PLATFORM	25'9" / 7.85 M
BEAM	8'6" / 2.59 M
BRIDGE CLEARANCE	5'6" / 1.68 M
DEADRISE	20°
DRAFT-DRIVE DOWN	37" / 94 CM
FUEL CAPACITY	65 GAL / 246 L
MAXIMUM CAPACITY	2,500 LBS / 1,130 KG
APPROX. BOAT & ENGINE WEIGHT	3,960 LBS TO 4,240 LBS / 1,800 KG TO 1,920 KG

285

SUNDOWNER

Ok, for really big fun, jump aboard the 285 Sundowner. Add a camper canvas and you have cruiser-style room in a sporty package.



A. SWIM PLATFORM

THE FULL-WIDTH SWIM PLATFORM PROVIDES EXTRA ROOM FOR SKIERS AND SWIMMERS.

B. NEW DASH

DETAILED INSTRUMENTATION IS ENCASED IN BURLWOOD TRIM... AN ATTRACTIVE, SOPHISTICATED DESIGN.

C. CABIN

ENJOY THE CONVENIENCE OF OVERNIGHT ACCOMMODATIONS IN THE COMFORTABLE CABIN V-BERTH.



S P E C I F I C A T I O N S

LOA	27'9"/8.46 M
LOA W/EXTENDED SWIM PLATFORM	30'1"/9.17 M
BEAM	9'4"/2.85 M
BRIDGE CLEARANCE	5'6"/1.68 M
DEADRISE	21°
DRAFT - DRIVE DOWN	37"/94 CM
FUEL CAPACITY	130 GAL/491 L
MAXIMUM CAPACITY	YACHT
APPROX. BOAT & ENGINE WEIGHT ..	6,600 LBS TO 7,500 LBS/2,900 KG TO 3,400 KG

Standards & Options

170 HORIZON

HULL AND DECK

- 100% Armorcote® gel-coat
- Bow and stern eyes, stainless steel
- Cleats, stainless steel (4)
- Designators, dome style
- Engine compartment ventilators, color coordinated
- Fiberglass stringers
- Gel band color choices:
 - Navy, red, green, dune or black
- Graphics standard
- Horn, concealed
- Navigation lights
- Rub rail, aluminum with vinyl insert
- Ski tow, stainless steel
- Stable-Vee® hull
- Step pads, skid resistant
- Swim platform, integrated, skid resistant
 - Assist handle
 - Ladder, angled, deep-reach
- Windshield with walk-thru
 - Full aluminum framed safety glass
- NMMA certification
- Meets applicable USCG and ABYC standards

BOW

- Drink holders (2)
- Fiberglass construction
- Passenger assist handles
- Seating
 - Hinged bow seats
- Skid resistant floor
- Storage, beneath bow seats
 - Removable carpet

COCKPIT

- Aqualex™ vinyl
- Cockpit carpet, diamond pattern, snap-in, 28 oz.
- Drink holders (3)
- Engine compartment:
 - Composite construction
 - Fiberglass motor hood, insulated
 - Gel-coated bilge
- Fiberglass liner
- Port console, burlwood trim:
 - Cooler, overboard draining
 - Glovebox, lockable
 - Passenger assist handle(s)
- Seating:
 - Two adjustable back-to-back loungers
 - Duraframe® construction
 - Kick-up head rest in lounge position
- Skid resistant floor
- Speakers, (2)
- Storage
 - Beneath stern seats
 - In-floor ski locker
 - Hinged lid
 - Large enough for skis, kneeboards and wakeboards
 - Raised floor, removable carpet
- Multi-level side wall storage

HELM AREA

- Burlwood trim
- Emergency engine shut-off
- Instrumentation:
 - Fuel gauge
 - Oil pressure
 - Speedometer
 - Tachometer
 - Temperature gauge
 - Trim gauge
 - Volt meter
- Lighted switches
- Steering, tilt wheel
 - Soft touch
- Stereo, Sony® AM/FM cassette

SYSTEMS

- Battery, Interstate®
- Bilge blower
- Bilge pump
- Electric horn
- Power steering
- Power trim and tilt
- Wire harness
 - Routed through PVC conduit in floor

TRAILER

- Sure-Load™ custom matched trailer
- Integrated step pads
- Keel rollers
- Radial tires
- Single axle
- Submersible lighting
- Swing-away tongue (NA with galvanized trailer)
- Tie-down straps (3)
- Tongue jack, swivel
- Treated bunks, carpeted (2)
- Welded tube construction, 11 gauge
- Welded winch post

POWER OPTIONS*

- Yamaha® Outboards
- 90 TL
- 115 TL

- Evinrude® Outboards
- 115FSL

- Johnson® Outboards
- 90VL
- 115VL

Volvo-Penta® Stern Drives

- 3.0 GS/SX 135 hp
- 4.3 GL/SX 190 hp

MerCruiser® Stern Drives

- 3.0 L Alpha 135 hp
- 4.3 L Alpha 190 hp

OPTIONS

- Fish N Ski Package (OB only):
 - 12VDC trolling motor (44 lbs thrust), aft livewell, ski pylon, forward casting platform, rod holders, fish finder, built-in battery charger, removable windshield wings and fishing seats that double as aft jump seats
- Graphics, sport
- Remote oil filter (std on Fuel Injected engines)
 - (N/A with O/B or 3.0)
- Seat cushion, bow fill-ins
- Seating, bucket seat exchange for stbd lounge, flip-up bolster, patented spring ride system
- Seating, SunSport Interior
- Ski pylon (OB only)
- Stereo, Sony® AM/FM CD player w/remote
- Swim platform, extended

CANVAS OPTIONS

- Bimini top
- Cockpit and forward cover
- Cockpit cover
- Convertible top
- Full canvas
- Mooring cover

TRAILER OPTIONS

- Disc brakes, surge
- Galvanized trailer
- Spare tire and wheel
- Spare tire and wheel, aluminum or galvanized
- Wheel, aluminum (each)

180 HORIZON

HULL AND DECK

- 100% Armorcote® gel-coat
- Bow and stern eyes, stainless steel
- Cleats, stainless steel (5)
- Designators, dome style
- Engine compartment ventilators, color coordinated
- Fiberglass stringers
- Gel band color choices:
 - Navy, red, green, dune or black
- Graphics standard
- Horn, concealed
- Navigation lights
- Rub rail, aluminum with vinyl insert
- Ski tow, stainless steel
- Stable-Vee® hull
- Step pads, skid resistant
- Swim platform, integrated, skid resistant
 - Assist handle
 - Ladder, angled, deep-reach
- Windshield with walk-thru
 - Full aluminum framed safety glass
- NMMA certification
- Meets applicable USCG and ABYC standards

BOW

- Anchor storage under bow seat
- Drink holders (2)
- Fiberglass construction
- Passenger assist handles
- Seating:
 - Hinged bow seats
 - Removable bow cushion
- Skid resistant floor
- Storage, beneath bow seats
 - Removable carpet

COCKPIT

- Aqualex™ vinyl
- Cockpit carpet, diamond pattern, snap-in, 28 oz.
- Drink holders (4)
- Engine compartment:
 - Composite construction
 - Fiberglass motor hood, insulated
 - Gel-coated bilge
- Fiberglass liner
- Port console, burlwood trim:
 - Cooler, overboard draining
 - Glovebox, lockable
 - Passenger assist handle(s)
- Seating:
 - Two adjustable back-to-back loungers
 - Duraframe® construction
 - Kick-up head rest in lounge position
- Skid resistant floor
- Speakers, (2)
- Storage:
 - Beneath stern seat
 - In-floor ski locker
 - Hinged lid
 - Large enough for skis, kneeboards and wakeboards
 - Raised floor, removable carpet
- Multi-level side wall storage

HELM AREA

- Burlwood trim
- Emergency engine shut-off
- Instrumentation:
 - Fuel gauge
 - Oil pressure
 - Speedometer
 - Tachometer
 - Temperature gauge
 - Trim gauge
 - Volt meter
- Lighted switches
- Steering, tilt wheel
 - Soft touch
- Stereo, Sony® AM/FM cassette

SYSTEMS

- Battery, Interstate®
- Bilge blower
- Bilge pump
- Electric horn
- Power steering
- Power trim and tilt
- Wire harness
 - Routed through PVC conduit in floor

TRAILER

- Sure-Load™ custom matched trailer
- Disc brakes, surge
- Integrated step pads
- Keel rollers
- Radial tires
- Single axle
- Submersible lighting
- Swing-away tongue (NA with galvanized trailer)
- Tie-down straps (3)
- Tongue jack, swivel
- Treated bunks, carpeted (4)
- Treated side guides, carpeted
- Welded tube construction, 11 gauge
- Welded winch post

POWER OPTIONS*

- Yamaha® Outboards
- 130 TX
- 150 TX
- 175 HPDI TX

- Evinrude® Outboards
- 150FPX
- 175FPX

- Johnson® Outboards
- 115PX
- 150PX

Volvo-Penta® Stern Drives

- 3.0 GS/SX 135 hp
- 4.3 GL/SX 190 hp
- 4.3 GX/SX 225 hp
- 5.0 GL/SX 220 hp

MerCruiser® Stern Drives

- 3.0 L Alpha 135 hp
- 4.3 L Alpha 190 hp
- 4.3 MPI Alpha 220 hp
- 5.0 L Alpha 220 hp

OPTIONS

- Fish N Ski Package
 - 12VDC trolling motor (44 lbs thrust), aft livewell, ski pylon (OB only), forward casting platform, rod holders, fish finder, built-in battery charger, removable windshield wings and fishing seats that double as aft jump seats
- Graphics, sport
- Remote oil filter (NA with O/B or 3.0L)
 - (std on Fuel Injected engines)
- Seat cushion, bow fill-ins
- Seating, bucket seat exchange for stbd lounge, flip-up bolster, patented spring ride system
- Seating, bucket seats (pair) with flip-up bolster, patented spring ride system
- Seating, SunSport Interior
- Ski pylon (OB only)
- Stereo, Sony® AM/FM CD player (upgrade)
- Swim platform, extended
- LS Package
 - AM/FM CD player, woodgrain dash, wrap around bow backrest cushions and bow rails

CANVAS OPTIONS

- Bimini top
- Cockpit and forward cover
- Cockpit cover
- Convertible top
- Full canvas
- Mooring cover

TRAILER OPTIONS

- Galvanized trailer
- Spare tire and wheel
- Spare tire and wheel, aluminum or galvanized
- Wheel, aluminum (each)



170 FREEDOM

SEE YOUR
FOUR WINNS
PROFESSIONAL
MARINE RETAILER
FOR DETAILS ON
OUR EXCITING 170
FREEDOM.

Boater's Choice Features. Extra value features you'll find standard on Four Winns® Boats.

*See your Four Winns Dealer for complete engine availability.

190 HORIZON

HULL AND DECK

- 100% **Armorclote®** gel-coat
- Bow and stern eyes, stainless steel
- Bow rails, through bolted, stainless steel
- Cleats, stainless steel (6)
- Designators, dome style
- Engine vents, transom mounted
- Fiberglass stringers
- **Gel band, distinctive style, available in:**
 - Navy, red, green, dune or black
- Graphics standard
- Horn, concealed
- Navigation lights
- Rub rail, rigid white vinyl with stainless steel insert
- Stable-Vee® hull
- Step pads, skid resistant
- Stern rail with ski eye, stainless steel
- Swim platform, integrated, skid resistant
 - Assist handle
 - Ladder, angled, deep-reach
- Windshield with walk-thru
 - Full aluminum framed safety glass
 - Stainless steel supports
- NMMA certification
- Meets applicable USCG and ABYC standards

BOW

- Anchor storage under bow seat
- Drink holders (2)
- Fiberglass construction
- Seating:
 - Forward backrest
 - Hinged bow seats
 - Removable bow cushion
- Skid resistant floor
- Storage, beneath bow seats
 - Removable carpet

COCKPIT

- **Aquaflex™** vinyl
- Built-in arm rest, port and starboard
- Cockpit carpet, diamond pattern, snap-in, 28 oz.
- Courtesy lights
- Drink holders (4)
- Fiberglass liner
- Engine compartment:
 - Composite construction
 - Fiberglass motor hood, insulated
 - Gel-coated bilge
- Port console, burlywood trim:
 - Cooler, insulated, overboard draining
 - Glovebox, lockable
 - Passenger assist handle(s)
- Seating:
 - Hi-lo positioning jump seats
 - Two adjustable back-to-back loungers
 - Duraframe® construction
 - Kick-up head rest in lounge position
- Skid resistant floor
- Speakers, Sony® (4)
- Storage:
 - In-floor ski locker
 - Hinged lid, gas assist shock
 - Large enough for skis, kneeboards and wakeboards
 - Raised floor with rubber mesh mat
 - Multi-level side wall storage

HELM AREA

- Burlwood trim
- **Compass**
- Emergency engine shut-off
- Instrumentation, gold bezels
 - **Depth sounder**
 - Shallow water alarm
 - Fuel gauge
 - Oil pressure
 - Speedometer
 - Tachometer
 - Temperature gauge
 - Trim gauge
 - Volt meter
- Lighted switches
- Receptacle, 12VDC
- **Steering, tilt wheel**
 - Soft touch
- Stereo, Sony® AM/FM CD player, removable face, wireless remote

SYSTEMS

- Battery, Interstate®
- Bilge blower
- Bilge pump, automatic
- Electric horn
- Power steering
- Power trim and tilt
- Wire harness
 - Routed through PVC conduit in floor

CANVAS

- **Choice of bimini or convertible top**
- Stainless steel top hardware with bimini top

TRAILER

- **Sure-Load™** custom matched trailer
- **Disc brakes, surge**
- Integrated step pads
- Keel rollers
- Radial tires
- Single axle
- Submersible lighting
- **Swing-away tongue** (NA with galvanized trailer)
- Tie-down straps (3)
- Tongue jack, swivel
- Treated bunks, carpeted (4)
- Treated side guides, carpeted
- Welded tube construction, 11 gauge
- Welded winch post

POWER OPTIONS*

- Volvo-Penta® Stern Drives
 - 4.3 GL/SX 190 hp
 - 4.3 GXI/SX 225 hp
 - 5.0 GL/SX 220 hp

- MerCruiser® Stern Drives
 - 4.3 L Alpha 190 hp
 - 4.3 MPI Alpha 220 hp
 - 5.0 L Alpha 220 hp

OPTIONS

- Graphics, sport
- Hour meter
- Prop, stainless (exchange SX and Alpha only)
- Remote oil filter (std on Fuel Injected engines)
- Seat cushion, bow fill-ins
- Seating, bucket seat exchange for stbd lounge, headrest, flip-up bolster, patented spring ride system
- Seating, SunSport Interior
- Swim platform, extended
- Wakeboard tower
- Wakeboard tower II: Tower, two board racks, two Tubby speakers, Sony® Amplifier, two 10" woofers and light bar package
- Walk-thru door

CANVAS OPTIONS

- Bimini top
- Cockpit and forward cover
- Cockpit cover
- Convertible top
- Full canvas
- Mooring cover

TRAILER OPTIONS

- Disc brakes, tandem
- Galvanized trailer
- Spare tire and wheel
- Spare tire and wheel, aluminum or galvanized
- Tandem axle
- Wheel, aluminum (each)

200 HORIZON

HULL AND DECK

- 100% **Armorclote®** gel-coat
- Bow and stern eyes, stainless steel
- Bow rails, through bolted, stainless steel
- Cleats, stainless steel (6)
- Designators, dome style
- Engine vents, transom mounted
- Fiberglass stringers
- **Gel band, distinctive style, available in:**
 - Navy, red, green, dune or black
- Graphics standard
- Horn, concealed
- Navigation lights
- Rub rail, rigid white vinyl with stainless steel insert
- Stable-Vee® hull
- Step pads, skid resistant
- Stern rail with ski eye, stainless steel
- Swim platform, integrated, skid resistant
 - Assist handle
 - Ladder, angled, deep-reach, concealed
- Windshield with walk-thru
 - Full aluminum framed safety glass
 - Stainless steel supports
- NMMA certification
- Meets applicable USCG and ABYC standards

BOW

- Anchor locker
 - Notch in lid for line
 - Overboard draining
- Drink holders (2)
- Fiberglass construction
- Seating:
 - Forward backrests
 - Hinged bow seats
 - Removable bow cushion
- Skid resistant floor
- Storage, beneath bow seats
 - Removable carpet

COCKPIT

- **Aquaflex™** vinyl
- Built-in arm rest, port and starboard
- Cockpit carpet, diamond pattern, snap-in, 28 oz.
- Courtesy lights
- Drink holders (4)
- Fiberglass liner
- Engine compartment:
 - Composite construction
 - Fiberglass motor hood, insulated
 - Gel-coated bilge
- Port console, burlywood trim:
 - Cooler, insulated, overboard draining
 - Glovebox, lockable
 - Passenger assist handles
- Seating:
 - Hi-lo positioning jump seats
 - Two adjustable back-to-back loungers
 - Duraframe® construction
 - Kick-up head rests in lounge position
- Skid resistant floor
- Speakers, Sony® (4)
- Storage:
 - Hidden top storage
 - In-floor ski locker
 - Hinged lid, gas assist shock
 - Large enough for skis, kneeboards and wakeboards
 - Raised floor with rubber mesh mat
 - Multi-level side wall storage

HELM AREA

- Burlwood trim
- **Compass**
- Emergency engine shut-off
- Instrumentation, gold bezels
 - **Depth sounder**
 - Shallow water alarm
 - Fuel gauge
 - Oil pressure
 - Speedometer
 - Tachometer
 - Temperature gauge
 - Trim gauge
 - Volt meter
- Lighted switches
- Receptacle, 12VDC
- **Steering, tilt wheel**
 - Soft touch
- Stereo, Sony® AM/FM CD player, removable face, wireless remote

SYSTEMS

- Battery, Interstate®
- Bilge blower
- Bilge pump, automatic
- Electric horn
- Power steering
- Power trim and tilt
- Wire harness
 - Routed through PVC conduit in floor

CANVAS

- **Choice of bimini or convertible top**
- Stainless steel top hardware with bimini top

TRAILER

- **Sure-Load™** custom matched trailer
- **Disc brakes, surge**
- Integrated step pads
- Keel rollers
- Radial tires
- Single axle
- Submersible lighting
- **Swing-away tongue** (NA with galvanized trailer)
- Tie-down straps (3)
- Tongue jack, swivel
- Treated bunks, carpeted (4)
- Treated side guides, carpeted
- Welded tube construction, 11 gauge
- Welded winch post

POWER OPTIONS*

- Volvo-Penta® Stern Drives
 - 4.3 GL/SX 190 hp
 - 4.3 GXI/SX 225 hp
 - 5.0 GL/SX 220 hp
 - 5.0 GXI/SX 270 hp

- MerCruiser® Stern Drives
 - 4.3 L Alpha 190 hp
 - 4.3 MPI Alpha 220 hp
 - 5.0 L Alpha 220 hp
 - 5.0 EFI Alpha 240 hp
 - 5.0 MPI Alpha 260 hp

OPTIONS

- Graphics, sport
- Hour meter
- Prop, stainless (exchange SX and Alpha only)
- Remote oil filter (std on Fuel Injected engines)
- Seat cushion, bow fill-in
- Seating, bucket seat exchange for stbd lounge, headrest, flip-up bolster, patented spring ride system
- Seating, SunSport Interior
- Swim platform, extended
- Table with mount
- Wakeboard tower
- Wakeboard tower II: Tower, two board racks, two Tubby speakers, Sony® Amplifier, two 10" woofers and light bar package
- Walk-thru door

CANVAS OPTIONS

- Bimini top
- Cockpit and forward cover
- Cockpit cover
- Convertible top
- Full canvas
- Mooring cover

TRAILER OPTIONS

- Disc brakes, tandem
- Galvanized trailer
- Spare tire and wheel
- Spare tire and wheel, aluminum or galvanized
- Tandem axle
- Wheel, aluminum (each)

Standards & Options

210 HORIZON

HULL AND DECK

- 100% **Armorcote™ gel-coat**
- Bow and stern eyes, stainless steel
- Bow rails, through bolted, stainless steel
- Cleats, stainless steel (6)
- Designators, dome style
- Engine vents, transom mounted
- Fiberglass stringers
- **Gel band, distinctive style, available in:**
 - Navy, red, green, dune or black
- Graphics standard
- Horn, concealed
- Navigation lights
- Rub rail, rigid white vinyl with stainless steel insert
- Stable-Vee® hull
- Step pads, anti-skid
- Stern rail with ski eye, stainless steel
- Swim platform, integrated
 - Assist handle
 - Ladder, angled, deep-reach, concealed
- Windshield with walk-thru
 - Full aluminum framed safety glass
 - Stainless steel supports
- NMMA certification
- Meets applicable USCG and ABYC standards

BOW

- Anchor locker
 - Notch in lid for line
 - Overboard draining
- Drink holders (2)
- Fiberglass construction
- Molded bow access step
- Seating:
 - Forward backrest
 - Hinged bow seats
 - Removable bow cushion
- Skid resistant floor
- Storage, beneath bow seats
 - Removable carpet

COCKPIT

- **Aquaflex™ vinyl**
- Built-in arm rest, port and starboard
- Integrated speakers
- Cockpit carpet, diamond pattern, snap-in, 40 oz.
- Courtesy lights
- Drink holders (6)
- **Fiberglass liner**
- Engine compartment:
 - Composite construction
 - Fiberglass motor hood, insulated
 - Gel-coated bilge
- Port console, burlwood trim:
 - Cooler, insulated, overboard draining
 - Glovebox, lockable
 - Passenger assist handles
- Seating:
 - Hi-lo positioning jump seats
 - Two adjustable back-to-back loungers
 - Duraframe® construction
 - Kick-up head rests in lounge position
- Skid resistant floor
- Speakers, Sony® (4)
- Storage:
 - Beneath back-to-back loungers
 - Hidden top storage
 - In-floor ski locker
 - Hinged lid, gas assist shock
 - Large enough for skis, kneeboards and wakeboards
 - Raised floor with rubber mesh mat
 - Multi-level side wall storage

HELM AREA

- Burlwood trim
- **Compass**
- Emergency engine shut-off
- Instrumentation, gold bezels
 - **Depth sounder**
 - Shallow water alarm
 - Fuel gauge
 - Oil pressure
 - Speedometer
 - Tachometer
 - Temperature gauge
 - Trim gauge
 - Volt meter
- Lighted switches
- Receptacle, 12VDC
- **Steering, tilt wheel**
 - Soft touch
- Stereo, Sony® AM/FM CD player, removable face, wireless remote

SYSTEMS

- Battery, Interstate®
- Bilge blower
- Bilge pump, automatic
- Electric horn
- Power steering
- Power trim and tilt
- Wire harness
 - Routed through PVC conduit in floor

CANVAS

- Choice of **bimini** or convertible top
- Stainless steel top hardware with **bimini top**

TRAILER

- **Sure-Load™ custom matched trailer**
- **Disc brakes, surge**
- Integrated step pads
- Keel rollers
- Radial tires
- Single axle
- Submersible lighting
- **Swing-away tongue** (NA with galvanized trailer)
- Tie-down straps (3)
- Tongue jack, swivel
- Treated bunks, carpeted (4)
- Treated side guides, carpeted
- Welded tube construction, 11 gauge
- Welded winch post

POWER OPTIONS*

- Volvo-Penta® Stern Drives
 - 4.3 GXI/SX 225 hp
 - 5.0 GL/SX 220 hp
 - 5.0 GL/Duoprop® 220 hp¹
 - 5.0 GXI/SX 270 hp
 - 5.0 GXI/ Duoprop® 270 hp¹
 - 5.7 Gi/SX 280 hp
 - 5.7 Gi/ Duoprop® 280 hp¹
- ¹Duoprop® includes stainless steel propellers

MerCruiser® Stern Drives

- 4.3 MPI Alpha 220 hp
- 5.0 L Alpha 220 hp
- 5.0 L Bravo I 220 hp¹
- 5.0 EFI Alpha 240 hp
- 5.0 EFI Bravo I 240 hp¹
- 5.0 MPI Alpha 260 hp
- 5.0 MPI Bravo I 260 hp¹
- 5.7 EFI Bravo I 260 hp¹
- 350 MPI Bravo I 300 hp¹
- ¹Bravo I includes stainless steel propellers

OPTIONS

- Cleats, pull-up
- Engine flush-out kit
- Fire extinguishing system
- Graphics, sport
- Hour meter
- Prop, stainless (exchange SX and Alpha only)
- Remote oil filter (std on Fuel Injected engines)
- Seat cushion, bow fill-in
- Seating, bucket seat exchange for stbd lounge, headrest, flip-up bolster, patented spring ride system
- Seating, SunSport Interior
- Swim platform, extended
- Table with mount
- Wakeboard tower
- Wakeboard tower II: Tower, two board racks, two Tubby speakers, Sony® Amplifier, two 10" woofers and light bar package
- Walk-thru door
- Windshield wiper, starboard

CANVAS OPTIONS

- Bimini top
- Cockpit and forward cover
- Cockpit cover
- Convertible top
- Full canvas
- Mooring cover

TRAILER OPTIONS

- Disc brakes, tandem
- Galvanized trailer
- Spare tire and wheel
- Spare tire and wheel, aluminum or galvanized
- Tandem axle
- Wheel, aluminum (each)

220 HORIZON

HULL AND DECK

- 100% **Armorcote™ gel-coat**
- Bow light, stainless steel
- Bow and stern eyes, stainless steel
- Bow rails, through bolted, stainless steel
- Chrome plated brass thru-hull fittings where applicable
- Cleats, euro style, stainless steel (6)
- Designators, dome style
- Engine vents, transom mounted
- Fiberglass stringers
- **Gel band, distinctive style, available in:**
 - Navy, red, green, dune or black
- Graphics standard
- Horn, concealed
- Navigation lights
- Rub rail, rigid white vinyl with stainless steel insert
- Stable-Vee® hull
- Stainless steel gas cap
- Step pads, skid resistant
- Stern rail with ski eye, stainless steel
- Swim platform, integrated, skid resistant
 - Assist handle
 - Ladder, angled, deep-reach, concealed
 - Storage tub, self-draining
- Windshield with walk-thru
 - Full powder coated, aluminum framed safety glass
 - Stainless steel supports
- NMMA certification
- Meets applicable USCG and ABYC standards

BOW

- Anchor locker
 - Notch in lid for line
 - Overboard draining
- Drink holders (4)
- Fender storage with fenders (2)
- Seating:
 - Canted wrap around backrests
 - Hinged bow seats with contoured thigh support
- Skid resistant floor
- Storage:
 - Beneath bow seats
 - Lockers in walk-thru (2)

COCKPIT

- **Aquaflex™ vinyl**
- Built-in arm rest, port and starboard
- Cockpit carpet, diamond pattern, snap-in, 40 oz.
- Courtesy lights
- Drink holders (6)
- Engine compartment:
 - Composite construction
 - Fiberglass motor hood, insulated
 - Assist handle
 - **Electric engine hatch**
 - Molded engine liner
- **Fiberglass liner**
- Port console, burlwood trim:
 - Cooler, insulated, overboard draining
 - Drink holder (1)
 - Glovebox, lockable
 - Passenger assist handles
- Seating:
 - **Adjustable bucket seats with headrest, flip-up bolster, patented spring ride system**
 - L-shape stern seating
 - 36 qt carry-on cooler beneath hinged seat
- Skid resistant floor
- Speakers, Sony® (4)
- Storage:
 - In-floor ski locker with rubber mesh mat
 - Hinged lid, gas assist shock
 - Large enough for skis, kneeboards and wakeboards
 - Multi-level side wall storage
- **Walk-thru transom**

HELM AREA

- Burlwood trim
- **Compass**
- Emergency engine shut-off
- Instrumentation, gold bezels
 - **Depth sounder**
 - Shallow water alarm
 - Fuel gauge
 - Oil pressure
 - Speedometer
 - Tachometer
 - Temperature gauge
 - Trim gauge
 - Volt meter
- Lighted switches
- Receptacle, 12VDC
- **Steering, tilt wheel**
- Stereo, Sony® AM/FM CD player, passenger accessible, removable face, wireless remote

SYSTEMS

- Battery, Interstate®
- Bilge blower
- Bilge pump, automatic
- Electric horn
- Power steering
- Power trim and tilt
- Wire harness
 - Routed through PVC conduit in floor

CANVAS

- Choice of **bimini** or convertible top
- Stainless steel top hardware

TRAILER

- **Sure-Load™ custom matched trailer**
- **Disc brakes, surge**
- Integrated step pads
- Keel rollers
- Radial tires
- Submersible lighting
- **Swing-away tongue** (NA with galvanized trailer)
- Tandem axle
 - Single axle brakes
- Tie-down straps (3)
- Tongue jack, swivel
- Treated bunks, carpeted (4)
- Treated side guides, carpeted
- Welded tube construction, 11 gauge
- Welded winch post

POWER OPTIONS*

- Volvo-Penta® Stern Drives
 - 5.0 GL/SX 220 hp
 - 5.0 GL/Duoprop® 220 hp¹
 - 5.0 GXI/SX 270 hp
 - 5.0 GXI/ Duoprop® 270 hp¹
 - 5.7 Gi/SX 280 hp
 - 5.7 Gi/ Duoprop® 280 hp¹
 - 5.7 GXI/SX 320 hp
 - 5.7 GXI/Duoprop® 320 hp¹
- ¹Duoprop® includes stainless steel propellers

MerCruiser® Stern Drives

- 5.0 L Alpha 220 hp
- 5.0 L Bravo I 220 hp¹
- 5.0 EFI Alpha 240 hp
- 5.0 EFI Bravo I 240 hp¹
- 5.0 MPI Alpha 260 hp
- 5.0 MPI Bravo I 260 hp¹
- 5.0 MPI Bravo III 260 hp¹
- 5.7 EFI Bravo I 260 hp¹
- 5.7 EFI Bravo III 260 hp¹
- 350 MPI Bravo I 300 hp¹
- 350 MPI Bravo III 300 hp¹
- MX 6.2 Bravo I 320 hp¹
- MX 6.2 Bravo III 320 hp¹
- ¹Bravo I and Bravo III includes stainless steel propellers

OPTIONS

- Cleats, pull-up
- Docking lights
- Engine flush-out kit
- Fire extinguishing system
- Graphics, sport
- Hour meter
- Prop, stainless (exchange SX only and Alpha only)
- Remote oil filter (std on Fuel Injected engines)
- Seat cushion, aft fill-in (with U-wrap)
- Seat cushion, aft walk-thru fill-ins (std w/U-wrap seating)
- Seat cushion, bow fill-in
- Seating, U-wrap interior
- Shower, aft
- Stereo remote with display at swim platform
- Swim platform, extended
- Table with mount
- Thru-transom exhaust, Quick & Quiet Plus
- Wakeboard tower
- Wakeboard tower II: Tower, two board racks, two Tubby speakers, Sony® Amplifier, two 10" woofers and light bar package
- Walk-thru door
- Windshield wiper, starboard

CANVAS OPTIONS

- Bimini top
- Camper canvas
- Cockpit and forward cover
- Cockpit cover
- Convertible top
- Full canvas
- Mooring cover
- Windshield connector for bimini top (clear)

TRAILER OPTIONS

- Disc brakes, tandem
- Galvanized trailer
- Spare tire and wheel
- Spare tire and wheel, aluminum or galvanized
- Wheel, aluminum (each)

240 HORIZON

HULL AND DECK

- 100% Armorcote® gel-coat
- Bow light, stainless steel
- Bow and stern eyes, stainless steel
- Bow rails, through bolted, stainless steel
- Chrome plated brass thru-hull fittings where applicable
- Cleats, euro style, stainless steel (6)
- Designators, dome style
- Engine vents, transom mounted
- Fiberglass stringers
- Gel band, distinctive style, available in:
 - Navy, red, green, dune or black
- Graphics standard
- Horn, concealed
- Navigation lights
- Rub rail, rigid white vinyl with stainless steel insert
- Stable-Vee® hull
- Stainless steel gas cap
- Step pads, skid resistant
- Stern rail with ski eye, stainless steel
- Swim platform, integrated, skid resistant
 - Assist handle
 - Ladder, angled, deep-reach, concealed
 - Storage tub, self-draining
- Windshield with walk-thru
 - Full powder coated, aluminum framed, safety glass
 - Stainless steel supports
- NMMA certification
- Meets applicable USCG and ABYC standards

BOW

- Anchor locker
 - Notch in lid for line
 - Overboard draining
- Drink holders (4)
- Fender storage with fenders (2)
- Fiberglass enclosed head
 - Opening port lite with screen
 - Porta-Potti
 - Removable carpet
- Recessed storage with drink holders
- Seating:
 - Cantled wrap around backrests
 - Hinged bow seats with contoured thigh support
- Skid resistant floor
- Storage:
 - Beneath bow seats
 - Locker in walk-thru

COCKPIT

- Aqualex™ vinyl
- Built-in arm rest, port and starboard
- Cockpit carpet, diamond pattern, snap-in, 40 oz.
- Courtesy lights
- Drink holders (6)
- Engine compartment:
 - Composite construction
 - Fiberglass motor hood, insulated
 - Assist handle
 - Electric engine hatch
 - Molded engine liner
- Fiberglass liner
- Port console, burlywood trim:
 - Cooler, insulated, overboard draining
 - Drink holder (1)
 - Glovebox, lockable
 - Passenger assist handle
- Seating:
 - Adjustable bucket seats with headrest, flip-up bolster, patented spring ride system
 - L-shape stern seating
 - 36 qt carry-on cooler beneath hinged seat
- Skid resistant floor
- Speakers, Sony® (4)
- Storage:
 - In-floor ski locker with rubber mesh mat
 - Hinged lid, gas assist shock
 - Large enough for skis, kneeboards and wakeboards
 - Multi-level side wall storage
- Walk-thru transom

HELM AREA

- Burlwood trim
- Compass
- Drink holder (1)
- Emergency engine shut-off
- Instrumentation, gold bezels
 - Depth sounder
 - Shallow water alarm
 - Fuel gauge
 - Oil pressure
 - Speedometer
 - Tachometer
 - Temperature gauge
 - Trim gauge
 - Volt meter
- Lighted switches
- Receptacle, 12VDC
- Steering, tilt wheel
- Stereo, Sony® AM/FM CD player, passenger accessible, removable face, wireless remote

SYSTEMS

- Battery, Interstate®
- Bilge blower
- Bilge pump, automatic
- Electric horn
- Power steering
- Power trim and tilt
- Wire harness
 - Routed through PVC conduit in floor

CANVAS

- Choice of bimini or convertible top
- Stainless steel top hardware

TRAILER

- Sure-Load™ custom matched trailer
- Disc brakes, surge
- Integrated step pads
- Keel rollers
- Radial tires
- Submersible lighting
- Swing-away tongue (NA with galvanized trailer)
- Tandem axle
 - Single axle brakes
- Tie-down straps (3)
- Tongue jack, swivel
- Treated bunks, carpeted (4)
- Treated side guides, carpeted
- Welded tube construction, 11 gauge
- Welded winch post

POWER OPTIONS*

- Volvo-Penta® Stern Drives
- 5.0 GXI/SX 270 hp
- 5.0 GXI/Duoprop® 270 hp¹
- 5.7 GXI/SX 280 hp
- 5.7 GXI/Duoprop® 280 hp¹
- 5.7 GXI/SX 320 hp
- 5.7 GXI/Duoprop® 320 hp¹
- 8.1 GXI/Duoprop® 375 hp¹
- 8.1 GXI/Duoprop® 420 hp¹
- ¹ Duoprop® includes stainless steel propellers

MerCruiser® Stern Drives

- 5.0 MPI Bravo I 260 hp¹
- 5.0 MPI Bravo III 260 hp¹
- 5.7 EFI Bravo I 260 hp¹
- 5.7 EFI Bravo III 260 hp¹
- 350 MPI Bravo I 300 hp¹
- 350 MPI Bravo III 300 hp¹
- MX 6.2 Bravo I 320 hp¹
- MX 6.2 Bravo III 320 hp¹
- 496 MG Bravo I 375 hp¹
- 496 MG Bravo III 375 hp¹
- 496 HO Bravo I 425 hp¹
- 496 HO Bravo III 425 hp¹
- ¹ Bravo I and Bravo III includes stainless steel propellers

OPTIONS

- Batteries, dual with switch
- Cockpit entertainment center: sink with pressurized water system (7 gal/27 L), counter top, cooler storage, and aft shower (NA w/U-wrap)
- Docking lights
- Engine flush-out kit
- Fire extinguishing system
- Graphics, sport
- Head, pump-out
- Hour meter
- Prop, stainless (exchange SX and Alpha only)
- Seat cushion, aft fill-in (with U-wrap)
- Seat cushion, aft walk-thru fill-ins (std w/U-wrap seating)
- Seat cushion, bow fill-in
- Seating, double-wide lounge, port
- Seating, U-wrap interior
- Shower, aft
- Stereo remote at swim platform
- Swim platform, extended
- Table with mount
- Thru-transom exhaust, Quick & Quiet Plus
- Trim tabs, hydraulic
- Wakeboard tower
- Wakeboard tower II: Tower, two board racks, two Tubby speakers, Sony® Amplifier, two 10" woofers and light bar package
- Walk-thru door
- Windshield wiper, starboard

CANVAS OPTIONS

- Bimini top
- Camper canvas
- Cockpit and forward cover
- Cockpit cover
- Convertible top
- Full canvas
- Mooring cover
- Windshield connector for bimini top (clear)

TRAILER OPTIONS

- Disc brakes, tandem
- Galvanized trailer
- Spare tire and wheel
- Spare tire and wheel, aluminum or galvanized
- Wheel, aluminum (each)

260 HORIZON

HULL AND DECK

- 100% Armorcote® gel-coat
- Bow light, stainless steel
- Bow and stern eyes, stainless steel
- Bow rails, through bolted, stainless steel
- Chrome plated brass thru-hull fittings where applicable
- Cleats, euro style, stainless steel (6)
- Designators, dome style
- Engine vents, transom mounted
- Fiberglass stringers
- Gel band, distinctive style, available in:
 - Navy, red, green, dune or black
- Graphics standard
- Horn, concealed
- Navigation lights
- Props, stainless steel
- Rub rail, rigid white vinyl with stainless steel insert
- Stable-Vee® hull
- Stainless steel gas cap
- Step pads, skid resistant
- Stern rail with ski eye, stainless steel
- Swim platform, integrated, skid resistant, contoured toe rail
 - Assist handle
 - Ladder, angled, deep-reach, concealed
 - Storage tub, self-draining
- Windshield with walk-thru
 - Full powder coated, aluminum framed, safety glass
 - Stainless steel supports
- NMMA certification
- Meets applicable USCG and ABYC standards

BOW

- Anchor locker
 - Notch in lid for line
 - Overboard draining
- Drink holders (4)
- Fender storage (2)
- Fiberglass enclosed head
 - Opening port lite with screen
 - Porta-Potti
 - Removable carpet
- Recessed storage with drink holders
- Seating:
 - Cantled wrap around backrests
 - Hinged bow seats with contoured thigh support
- Skid resistant floor
- Storage:
 - Beneath bow seats
 - Locker in walk-thru

COCKPIT

- Aqualex™ vinyl
- Built-in arm rest, port and starboard
- Cockpit carpet, diamond pattern, snap-in, 40 oz.
- Courtesy lights
- Drink holders (6)
- Engine compartment:
 - Composite construction
 - Fiberglass motor hood, insulated
 - Assist handle
 - Electric engine hatch
 - Molded engine liner
- Fiberglass liner
- Port console, burlywood trim:
 - Cooler, insulated, overboard draining
 - Drink holder (1)
 - Glovebox, lockable
 - Passenger assist handle
- Seating:
 - Adjustable bucket seats with headrest, flip-up bolster, patented spring ride system
 - L-shape stern seating
 - 36 qt carry-on cooler beneath hinged seat
- Skid resistant floor
- Speakers, Sony® (4)
- Storage:
 - In-floor ski locker with rubber mesh mat
 - Hinged lid, gas assist shock
 - Large enough for skis, kneeboards and wakeboards
 - Multi-level side wall storage
- Walk-thru transom

HELM AREA

- Burlwood trim
- Compass
- Drink holder (1)
- Emergency engine shut-off
- Instrumentation, gold bezels
 - Depth sounder
 - Shallow water alarm
 - Fuel gauge
 - Oil pressure
 - Speedometer
 - Tachometer
 - Temperature gauge
 - Trim gauge
 - Volt meter
- Lighted switches
- Receptacle, 12VDC

- Steering, tilt wheel
- Stereo, Sony® AM/FM CD player, passenger accessible, removable face, wireless remote

SYSTEMS

- Battery, Interstate®
- Bilge blower
- Bilge pump, automatic
- Electric horn
- Power steering
- Power trim and tilt
- Wire harness
 - Routed through PVC conduit in floor

CANVAS

- Bimini top
- Stainless steel top hardware

TRAILER

- Sure-Load™ custom matched trailer
- Disc brakes, surge
- Integrated step pads
- Keel rollers
- Radial tires
- Submersible lighting
- Swing-away tongue (NA with galvanized trailer)
- Tandem axle
 - Single axle brakes
- Tie-down straps (3)
- Tongue jack, swivel
- Treated bunks, carpeted (4)
- Treated side guides, carpeted
- Welded tube construction, 11 gauge
- Welded winch post

POWER OPTIONS*

- Volvo-Penta® Stern Drives
- 5.7 GXI/SX 280 hp¹
- 5.7 GXI/Duoprop® 280 hp¹
- 5.7 GXI/Duoprop® 320 hp¹
- 8.1 GXI/Duoprop® 375 hp¹
- 8.1 GXI/Duoprop® 420 hp¹
- ¹ Stainless steel propellers standard

MerCruiser® Stern Drives

- 350 MPI Bravo I 300 hp¹
- 350 MPI Bravo III 300 hp¹
- MX 6.2 Bravo I 320 hp¹
- MX 6.2 Bravo III 320 hp¹
- 496 MG Bravo I 375 hp¹
- 496 MG Bravo III 375 hp¹
- 496 HO Bravo I 425 hp¹
- 496 HO Bravo III 425 hp¹
- ¹ Stainless steel propellers standard

OPTIONS

- Batteries, dual with switch
- Cleats, pull-up
- Cockpit entertainment center: sink with pressurized water system (7 gal/27 L), counter top, cooler storage and aft shower (NA w/U-wrap)
- Docking lights
- Engine flush-out kit
- Fire extinguishing system
- Graphics, sport
- Head, pump-out
- Hour meter
- Seat cushion, aft fill-in (with U-wrap)
- Seat cushion, aft walk-thru fill-ins (std w/U-wrap seating)
- Seat cushion, bow fill-in
- Seating, double-wide lounge, port
- Seating, U-wrap interior
- Shower, aft
- Stereo remote at swim platform
- Swim platform, extended
- Table with mount
- Thru-transom exhaust, Quick & Quiet Plus
- Trim tabs, hydraulic
- Walk-thru door
- Windshield wiper, starboard

CANVAS OPTIONS

- Camper canvas
- Cockpit and forward cover
- Cockpit cover
- Mooring cover
- Windshield connector for bimini top (clear)

TRAILER OPTIONS

- Disc brakes, tandem
- Galvanized trailer
- Spare tire and wheel
- Spare tire and wheel, aluminum or galvanized
- Wheel, aluminum (each)

Boater's Choice Features. Extra value features you'll find standard on Four Winns® Boats.

*See your Four Winns Dealer for complete engine availability.

Standards & Options

280 HORIZON

HULL AND DECK

- 100% Armorcoat® gel-coat
- Bow light, stainless steel
- Bow and stern eyes, stainless steel
- Bow rails, through bolted, stainless steel
- Chrome plated brass thru-hull fittings where applicable
- Cleats, euro style, stainless steel (6)
- Designators, dome style
- Dockside power inlet w/cord
- Engine air scoops, triple intake, side deck
- Fiberglass stringers
- Gel band, distinctive style, available in:
 - Navy, red, green, dune or black
- Graphics standard
- Horn, concealed
- Navigation lights
- Props, stainless steel
- Rub rail, rigid white vinyl with stainless steel insert
- Shower, aft
- Stable-Vee® hull
- Stainless steel gas cap
- Step pads, skid resistant
- Stern rail with ski eye, stainless steel
- Swim platform, integrated, skid resistant, contoured toe rail
 - Assist handle
 - Ladder, angled, deep-reach, concealed
 - Storage tub, self-draining
 - Also includes extended secondary swim platform
- Trim tabs, hydraulic
- Windshield with walk-thru
 - Full powder coated aluminum framed safety glass
 - Stainless steel supports
- NMMA certification
- Meets applicable USCG and ABYC standards

BOW

- Anchor locker
 - Notch in lid for line
 - Overboard draining
- Bow anchor roller
- Drink holders (4)
- Fender storage (2)
- Fiberglass enclosed head
 - Bathroom tissue holder
 - Opening port lite with screen
 - Overhead lighting
 - Receptacle, 110VAC
 - Removable carpet
 - Sink with pressurized water
 - Storage locker
 - Vacu-flush head, porcelain
- Recessed storage with drink holders
- Seating:
 - Canted wrap around backrests
 - Hinged bow seats with contoured thigh support
- Skid resistant floor
- Storage:
 - Beneath bow seats
 - Locker in walk-thru

COCKPIT

- Aquaflex™ vinyl
- Battery management system with isolated engine start and ship's system circuits
- Built-in arm rest, starboard
- Cockpit carpet, diamond pattern, snap-in, 40 oz.
- Cockpit refreshment center
 - Dual batteries
 - Receptacle, 110VAC
 - Refrigerator
 - Sink with pressurized water
 - Corian® counter top
 - Trash receptacle
- Courtesy lights
- Drink holders (7)
- Engine compartment:
 - Composite construction
 - Fiberglass motor hood, insulated
 - Assist handle
 - Electric engine hatch
 - Molded engine liner
- Fiberglass liner
- Seating:
 - Double wide helm, adjustable drivers side with flip-up bolster
 - Under seat storage
 - C-wrap stern seating
 - 36 qt carry-on cooler beneath hinged seat
- Skid resistant floor
- Speakers, Sony® (6)
- Storage:
 - Beneath port and starboard seating
 - In-floor ski locker with rubber mesh mat
 - Hinged lid, fore and aft, gas assist shock aft
 - Large enough for skis, kneboards and wakeboards
 - Multi-level side wall storage
- Walk-thru transom
- Windshield wiper, starboard

HELM AREA

- Burlwood trim
- Compass
- Drink holder (1)
- Emergency engine shut-off
- High performance shift and throttle controls
- Instrumentation, gold bezels
 - Depth sounder
 - Shallow water alarm
 - Fuel gauge
 - Oil pressure
 - Speedometer
 - Tachometer
 - Temperature gauge
 - Trim gauge
 - Volt meter
- Lighted switches
- Receptacle, 12VDC
- Steering, tilt wheel
- Stereo remote with display

SYSTEMS

- Batteries, dual with switch
- Bilge blower
- Bilge pump, automatic
- Electric horn
- Power steering
- Power trim and tilt
- Prop, stainless steel
- Remote oil filter(s)
- Stereo, Sony® AM/FM CD player with removable face and remote with display at helm
- Wire harness
 - Routed through PVC conduit in floor

CANVAS

- Bimini top
- Stainless steel top hardware

POWER OPTIONS*

Volvo-Penta® Stern Drives

- 8.1 Gi/Duoprop® 375 hp¹
- 8.1 GXi/Duoprop® 420 hp¹
- Twin 5.0 GXi/SX 270 hp¹
- Twin 5.7 GXi/SX 320 hp¹
- ¹ Stainless steel propellers standard

MerCruiser® Stern Drives

- 496 MG Bravo III 375 hp¹
- 496 HO Bravo III 425 hp¹
- Twin 5.0 MPI Bravo I 260 hp¹
- Twin MX 6.2 Bravo I 320 hp¹
- ¹ Stainless steel propellers standard

OPTIONS

- CD changer, 6-disc
- Docking lights
- Engine flush-out kit
- Fire extinguishing system
- Graphics, sport
- Grey water system with holding tank
- Hour meter
- Seat cushion, aft fill-in
- Seat cushion, bow fill-in
- Stereo remote with swim platform
- Table with mount
- Thru-transom exhaust, Quick & Quiet Plus
- VHF radio
- Walk-thru door
- Windlass with rope, chain and anchor

CANVAS OPTIONS

- Camper canvas
- Cockpit and forward cover
- Cockpit cover
- Mooring cover
- Windshield connector for bimini top (clear)

TRAILER OPTIONS

- Sure-Load™ custom matched, tandem axle, trailer w/tandem disc brakes
- Tri-axle trailer with tri-axle brakes (req. with twin engines)
- Galvanized trailer
- Spare tire and wheel
- Spare tire and wheel, aluminum or galvanized
- Wheel, aluminum (each)

214 FUNSHIP

HULL AND DECK

- 100% Armorcoat® gel-coat
- Bow and stern eyes, stainless steel
- Bow rails, through bolted, stainless steel
- Cleats, stainless steel, (6)
- Designators, dome style
- Docking lights
- Engine vents, transom mounted
- Gel band, hull and deck, distinctive style, available in:
 - Navy, red, green, dune or black
- Graphics standard
- Horn, concealed
- Navigation lights
- Rub rail, rigid white vinyl with stainless steel insert
- Shower, forward and aft
- Ski tow, stainless steel
- Step pads, skid resistant
- Swim platform, aft
 - Extended platform, skid resistant
 - Ladder, angled, deep-reach, concealed
 - Storage tub, self draining
- Swim platform, forward
 - Ladder, angled, deep-reach, concealed
 - Skid resistant
- Transom storage locker
- Windshield with walk-thru
 - Full aluminum framed safety glass
 - Stainless steel supports
- NMMA certification
- Meets applicable USCG and ABYC standards

BOW

- Anchor locker with hidden ladder
 - Overboard draining
- Bow fill-in cushions
- Built-in ice chest
- Courtesy lights
- Drink holders (4)
- Forward entry
- Sink w/pressurized water
- Skid resistant floor
- Speakers, Sony® (2)
- Storage:
 - Beneath bow seats
- Trash receptacle
- Walk-thru doors

COCKPIT

- Aquaflex™ vinyl
- Cockpit carpet, diamond pattern, snap-in, 40 oz.
- Courtesy lights
- Drink holders (4)
- Engine compartment:
 - Electric engine hatch
 - Fiberglass motor hood, insulated
 - Gel-coated bilge
- Fiberglass liner
 - Self-bailing
 - Skid resistant floor
- Removable cooler
 - 36-qt carry-on cooler beneath hinged seat, port
- Seating:
 - Adjustable bucket seats with headrest, flip-up bolster, patented spring ride system
 - U-shape lounge
- Speakers, Sony® (2)
- Storage:
 - In-floor locker
 - Hinged lid, gas assist shocks
 - Large enough for skis, kneboards and wakeboards
 - Raised floor with rubber mesh mat
 - Beneath L-shape seating
 - Console locker, starboard
 - Side wall
- Port console:
 - Enclosed head
 - Opening port lite with screen
 - Overhead lighting
 - Porta-potti
 - Stereo, Sony® AM/FM CD player with removable face and remote with display at helm
- Table with mount, aft

HELM AREA

- Burlwood trim
- Compass
- Drink holders (2)
- Emergency engine shut-off
- Instrumentation, gold bezels
 - Depth sounder
 - Shallow water alarm
 - Fuel gauge
 - Oil pressure
 - Speedometer
 - Tachometer
 - Temperature gauge
 - Trim gauge
 - Volt meter
- Lighted switches
- Receptacle, 12VDC
- Steering, tilt wheel
 - Soft touch
 - Four spoke
- Stereo remote with display

SYSTEMS

- Battery, Interstate®
- Bilge blower
- Bilge pump, automatic
- Electric horn
- Potable water, pressurized
- Power steering
- Power trim and tilt
- Wire harness
 - Routed through PVC conduit in floor

CANVAS

- Bimini top
- Stainless steel top hardware

TRAILER

- Sure-Load™ custom matched trailer
- Disc brakes, surge
- Integrated step pads
- Keel rollers
- Radial tires
- Submersible lighting
- Swing-away tongue (NA with galvanized trailer)
- Tandem axle
 - Single axle brakes
- Tie-down straps (3)
- Tongue jack, swivel
- Treated bunks, carpeted
- Treated side guides, carpeted
- Welded tube construction, 11 gauge
- Welded winch post

POWER OPTIONS*

Volvo-Penta® Stern Drives

- 5.0 GL/SX 220 hp
- 5.0 GL/Duoprop® 220 hp¹
- 5.0 GXi/SX 270 hp
- 5.0 GXi/Duoprop® 270 hp¹
- 5.7 Gi/SX 280 hp
- 5.7 Gi/Duoprop® 280 hp¹
- ¹ Duoprop® includes stainless steel propellers

MerCruiser® Stern Drives

- 5.0 L Alpha 220 hp
- 5.0 L Bravo I 220 hp¹
- 5.0 EFI Alpha 240 hp
- 5.0 EFI Bravo I 240 hp¹
- 5.0 MPI Alpha 260 hp
- 5.0 MPI Bravo I 260 hp¹
- 5.7 EFI Bravo I 260 hp¹
- 5.7 EFI Bravo III 260 hp¹
- 350 MPI Bravo I 300 hp¹
- 350 MPI Bravo III 300 hp¹
- ¹ Bravo I and Bravo III includes stainless steel propellers

OPTIONS

- Cleats, pull-up
- Engine flush-out kit
- Graphics, sport
- Head, pump-out
- Hour meter
- Prop, stainless (exchange SX and Alpha only)
- Remote oil filter (std on Fuel Injected engines)
- Stereo remote with display at swim platform, aft
- Table with floor mount, forward

CANVAS OPTIONS

- Camper canvas
- Cockpit and forward cover
- Forward bimini
- Mooring cover

TRAILER OPTIONS

- Disc brakes, tandem
- Galvanized trailer
- Spare tire and wheel
- Spare tire and wheel, aluminum or galvanized
- Wheel, aluminum (each)

234 FUNSHIP

HULL AND DECK

- 100% Armorcoat® gel-coat
- Bow and stern eyes, stainless steel
- Cleats, stainless steel, (6)
- Designators, dome style
- Docking lights
- Engine vents, transom mounted
- Gel band, hull and deck, distinctive style, available in:
 - Navy, red, green, dune or black
- Graphics standard
- Horn, concealed
- Navigation lights
- Rub rail, rigid white vinyl with stainless steel insert
- Shower, forward & aft
- Ski tow, stainless steel
- Step pads, skid resistant
- Swim platform, aft
 - Extended platform, skid resistant
 - Ladder, angled, deep-reach, concealed
 - Storage tub, self draining
- Swim platform, forward
 - Ladder, angled, deep-reach, concealed
 - Skid resistant
- Transom storage lockers (2)
- Windshield with walk-thru
 - Full aluminum framed safety glass
 - Stainless steel supports
- NMMA certification
- Meets applicable USCG and ABYC standards

BOW

- Anchor locker with hidden ladder
 - Overboard draining
- Bow fill-in cushions
- Built-in ice chest
- Courtesy lights
- Drink holders (5)
- Forward entry
- Passenger assist handles (2), stainless steel
- Refreshment Center
 - Sink w/pressurized water
 - Built-in ice chest
 - Trash receptacle
- Skid resistant floor
- Speakers, Sony® (2)
- Starboard entry with door
- Storage:
 - Beneath bow seats
 - Removable carpet
- Walk-thru doors

COCKPIT

- Aquaflex™ vinyl
- Cockpit carpet, diamond pattern, snap-in, 40 oz.
- Courtesy lights
- Drink holders (6)
- Engine compartment:
 - Electric engine hatch
 - Fiberglass motor hood, insulated
 - Gel-coated bilge
- Fiberglass liner
 - Self-bailing
 - Skid resistant floor
- Port console:
 - Enclosed Head
 - Fiberglass liner
 - Opening port lite with screen
 - Overhead lighting
 - Porta-potti
 - Stereo, Sony® AM/FM CD player with removable face and remote with display at helm
 - Storage locker
 - Passenger assist handle, stainless steel
- Seating:
 - Adjustable bucket seats with headrest, flip-up bolster, patented spring ride system
 - U-shape lounge
- Speakers, Sony® (2)
- Storage:
 - Beneath U-shape seating
 - Console locker, starboard
 - In-floor locker
 - Hinged lid, gas assist shock
 - Large enough for skis, kneeboards and wakeboards
 - Raised floor with rubber mesh mat
- Table with mount, aft
- Transom passenger assist handle, stainless steel
- Walk-thru transom, centered

HELM AREA

- Burlwood trim
- Compass
- Emergency engine shut-off
- Instrumentation, gold bezels
 - Depth sounder
 - Shallow water alarm
 - Fuel gauge
 - Oil pressure
 - Speedometer
 - Tachometer
 - Temperature gauge
 - Trim gauge
 - Volt meter
- Lighted switches
- Receptacle, 12VDC
- Steering, tilt wheel
- Stereo remote with display

SYSTEMS

- Battery, Interstate®
- Bilge blower
- Bilge pump, automatic
- Electric horn
- Potable water, pressurized
- Power steering
- Power trim and tilt
- Wire harness
 - Routed through PVC conduit in floor

CANVAS

- Bimini top
- Stainless steel top hardware

TRAILER

- Sure-Load™ custom matched trailer
- Disc brakes, surge
- Integrated step pads
- Keel rollers
- Radial tires
- Submersible lighting
- Swing-away tongue (NA with galvanized trailer)
- Tandem axle
 - Single axle brakes
- Tie-down straps (3)
- Tongue jack, swivel
- Treated bunks, carpeted
- Treated side guides, carpeted
- Welded tube construction, 11 gauge
- Welded winch post

POWER OPTIONS*

- Volvo-Penta® Stern Drives
 - 5.0 GXI/SX 270 hp
 - 5.0 GXI/Duoprop® 270 hp¹
 - 5.7 GXI/SX 280 hp
 - 5.7 GXI/Duoprop® 280 hp¹
 - 5.7 GXI/SX 320 hp
 - 5.7 GXI/Duoprop® 320 hp¹
- Duoprop® includes stainless steel propellers

- MerCruiser® Stern Drives
 - 5.0 EFI Alpha 240 hp
 - 5.0 EFI Bravo I 240 hp¹
 - 5.0 MPI Bravo I 260 hp¹
 - 5.0 MPI Bravo III 260 hp¹
 - 5.7 EFI Bravo I 260 hp¹
 - 5.7 EFI Bravo III 260 hp¹
 - 350 MPI Bravo I 300 hp¹
 - 350 MPI Bravo III 300 hp¹
 - MX 6.2 Bravo I 320 hp¹
 - MX 6.2 Bravo III 320 hp¹
- Bravo I and Bravo III includes stainless steel propellers

OPTIONS

- Cleats, pull-up
- Engine flush-out kit
- Graphics, sport
- Head, pump-out
- Hour meter
- Prop, stainless (exchange SX and Alpha only)
- Shower, forward
- Stereo remote at swim platform, aft
- Table with mount, forward

CANVAS OPTIONS

- Camper canvas
- Cockpit and forward cover
- Forward bimini
- Mooring cover

TRAILER OPTIONS

- Disc brakes, tandem
- Galvanized trailer
- Spare tire and wheel
- Spare tire and wheel, aluminum or galvanized
- Wheel, aluminum (each)

264 FUNSHIP

HULL AND DECK

- 100% Armorcoat® gel-coat
- Bow and stern eyes, stainless steel
- Cleats, stainless steel, (6)
- Designators, dome style
- Docking lights
- Engine vents, transom mounted
- Gel band, hull and deck, distinctive style, available in:
 - Navy, red, green, dune or black
- Graphics standard
- Horn, concealed
- Navigation lights
- Props, stainless
- Rub rail, rigid white vinyl with stainless steel insert
- Shower, forward & aft
- Ski tow, stainless steel
- Step pads, skid resistant
- Swim platform (2), fore and aft, integrated, skid resistant
 - Ladders (2), angled, deep-reach, concealed
- Windshield with walk-thru
 - Full aluminum framed safety glass
 - Stainless steel supports
- NMMA certification
- Meets applicable USCG and ABYC standards

BOW

- Anchor locker with hidden ladder
 - Overboard draining
- Bow fill-in cushions
- Built-in ice chest
- Courtesy lights
- Drink holders (4)
- Forward entry
- Passenger assist handles (2), stainless steel
- Removable cooler, 36qt.
- Skid resistant floor
- Speakers, Sony® (2)
- Starboard entry with door
- Storage:
 - Beneath bow seat
 - Removable carpet
 - In-floor ski locker, accessible from bow
- Walk-thru doors

COCKPIT

- Aquaflex™ vinyl
- Cockpit carpet, diamond pattern, snap-in, 40 oz.
- Cockpit refreshment center
 - Drink holders (3)
 - Ice chest, integrated
 - Passenger assist handle, stainless steel
 - Removable cooler, 36qt
 - Sink with pressurized water
 - Storage compartment
 - Trash receptacle
- Courtesy lights
- Drink holders (5)
- Engine compartment:
 - Fiberglass motor hood, insulated
 - Gel-coated bilge
- Fiberglass liner
 - Self-bailing
 - Skid resistant floor
- Port console:
 - Enclosed Head
 - Fiberglass liner
 - Opening port lite with screen
 - Overhead lighting
 - Porta-potti
 - Stereo, Sony® AM-FM CD player with removable face and remote with display at helm
 - Storage locker
 - Passenger assist handle, stainless steel
- Seating:
 - Adjustable bucket seats with headrest, flip-up bolster, patented spring ride system
 - L-shape lounge
- Speakers, Sony® (2)
- Storage:
 - Beneath L-shape seating, hydraulic assist seat
 - Console locker, starboard
 - In-floor locker
 - Hinged lid, gas assist shock
 - Large enough for skis, kneeboards and wakeboards
 - Raised floor with rubber mesh mat
- Table with mount, aft
- Transom passenger assist handle, stainless steel
- Walk-thru transom

HELM AREA

- Burlwood trim
- Compass
- Emergency engine shut-off
- Instrumentation, gold bezels
 - Depth sounder
 - Shallow water alarm
 - Fuel gauge
 - Oil pressure
 - Speedometer
 - Tachometer
 - Temperature gauge
 - Trim gauge
 - Volt meter
- Lighted switches
- Receptacle, 12VDC
- Steering, tilt wheel
- Stereo remote with display

SYSTEMS

- Battery, Interstate®
- Bilge blower
- Bilge pump, automatic
- Electric horn
- Potable water, pressurized
- Power steering
- Power trim and tilt
- Wire harness
 - Routed through PVC conduit in floor

CANVAS

- Bimini top
- Stainless steel top hardware

TRAILER

- Sure-Load™ custom matched trailer
- Disc brakes, surge
- Integrated step pads
- Keel rollers
- Radial tires
- Submersible lighting
- Swing-away tongue (NA with galvanized trailer)
- Tandem axle
 - Single axle brakes
- Tie-down straps (3)
- Tongue jack, Fulton
- Treated bunks, carpeted
- Treated side guides, carpeted
- Welded tube construction, 11 gauge
- Welded winch post

POWER OPTIONS*

- Volvo-Penta® Stern Drives
 - 5.7 GXI/SX 280 hp
 - 5.7 GXI/Duoprop® 280 hp¹
 - 5.7 GXI/Duoprop® 320 hp¹
 - 8.1 GXI/Duoprop® 375 hp¹
- Stainless steel propellers standard

- MerCruiser® Stern Drives
 - 5.7 EFI Bravo I 260 hp
 - 5.7 EFI Bravo III 260 hp
 - 350 MPI Bravo I 300 hp¹
 - 350 MPI Bravo III 300 hp¹
 - MX 6.2 Bravo I 320 hp¹
 - MX 6.2 Bravo III 320 hp¹
 - 496 MG Bravo III 375 hp¹
- Stainless steel propellers standard

OPTIONS

- Cleats, pull-up
- Engine flush-out kit
- Graphics, sport
- Head, pump-out
- Hour meter
- Refrigerator (includes dual battery switch)
- Stereo remote with display at swim platform, aft
- Table with floor mount, forward

CANVAS OPTIONS

- Camper canvas
- Cockpit and forward cover
- Forward bimini
- Mooring cover

TRAILER OPTIONS

- Disc brakes, tandem
- Galvanized trailer
- Spare tire and wheel
- Spare tire and wheel, aluminum or galvanized
- Wheel, aluminum (each)

Standards & Options

205 SUNDOWNER

HULL AND DECK

- 100% Armorcoat® gel-coat
- Anchor locker
 - Notch in lid for line
 - Overboard draining
- Bow and stern eyes, stainless steel
- Bow rails, through bolted, stainless steel
- Cleats, stainless steel, four bolt (6)
- Engine vents
- Deck hatch, white translucent
- Designators, dome style
- Gel band, distinctive style, available in:
 - Navy, red, green, dune or black
- Graphics standard
- Horn, concealed
- Rub rail, rigid white vinyl with stainless steel insert
- Skid resistant deck
- Stable-Vee® hull
- Stainless steel gas cap
- Stern rail with ski eye, stainless steel
- Swim platform, integrated, skid resistant,
 - Assist handle
 - Ladder, angled, deep-reach, concealed
- Windshield with walk-thru
 - Full aluminum framed safety glass
 - Stainless steel supports
- NMMA certification
- Meets applicable USCG and ABYC standards

COCKPIT

- Aqualex™ vinyl
- Cockpit carpet, diamond pattern, snap-in, 40 oz.
- Courtesy lights
- Drink holders (4)
- Engine compartment:
 - Composite construction
 - Fiberglass motor hood, insulated
 - Gel-coated bilge
- Fiberglass cockpit liner
- Port console:
 - Cooler, insulated, overboard draining
 - Passenger assist handle
- Seating:
 - Hi-lo positioning jump seats
 - Two adjustable back-to-back loungers
 - Kick up head rests in lounge position
- Skid resistant floor
- Speakers, Sony® (2)
- Storage:
 - Hidden top storage
 - Multi-level side wall construction
 - Under back-to-back lounge

HELM AREA

- Burlwood trim
- Compass
- Emergency engine shutoff
- Instrumentation, gold bezels
 - Depth sounder
 - Shallow water alarm
 - Fuel gauge
 - Oil pressure
 - Speedometer
 - Tachometer
 - Temperature gauge
 - Trim gauge
 - Volt meter
- Lighted switches
- Receptacle, 12VDC
- Steering, tilt wheel
- Stereo, Sony® AM/FM CD player, passenger accessible, removable face, wireless remote

CABIN

- Backrest converts to V-berth fill-in
- Dual bi-fold doors, removable
- Head, porta-potti, slide-out
- Lights, bullet
- Speakers, Sony® (2)
- Storage:
 - Beneath V-berth cushions
 - Shelves behind backrests
- Vinyl headliner

SYSTEMS

- Battery, Interstate®
- Bilge blower
- Bilge pump, automatic
- Electric horn
- Power steering
- Power trim and tilt
- Wire harness
 - Routed through PVC conduit in floor

CANVAS

- Bimini top
- Stainless steel top hardware
- Windshield connector, clear

TRAILER

- Sure-Load™ custom matched trailer
- Disc brakes, surge
- Integrated step pads
- Keel rollers
- Radial Tires
- Submersible lighting
- Swing-away tongue (NA with galvanized trailer)
- Tie-down straps (3)
- Tongue jack, swivel
- Treated bunks, carpeted (4)
- Treated side guides, carpeted
- Welded tube construction, 11 gauge
- Welded winch post

POWER OPTIONS*

- Volvo-Penta® Stern Drives
 - 5.0 GL/SX 220 hp
 - 5.0 GL/DuoProp® 220 hp¹
 - 5.0 GXI/SX 270 hp
 - 5.0 GXI/DuoProp® 270 hp¹
 - 5.7 Gi/SX 280 hp
 - 5.7 Gi/DuoProp® 280 hp¹
- ¹ DuoProp® includes stainless steel propellers
- MerCruiser® Stern Drives
 - 5.0 L Alpha 220 hp
 - 5.0 L Bravo I 220 hp¹
 - 5.0 EFI Alpha 240 hp
 - 5.0 EFI Bravo I 240 hp¹
 - 5.0 MPI Alpha 260 hp
 - 5.0 MPI Bravo I 260 hp¹
 - 5.7 EFI Bravo I 260 hp¹
 - 5.7 EFI Bravo III 260 hp¹
 - 350 MPI Bravo I 300 hp¹
 - 350 MPI Bravo III 300 hp¹
- ¹ Bravo I and Bravo III includes stainless steel propellers

OPTIONS

- Engine flush-out kit
- Fire extinguishing system
- Head, pump-out
- Hour meter
- Prop, stainless (exchange SX only)
- Remote oil filter (std on fuel injected engines)
- Seating, bucket seat w/flip-up bolster (pair)
- Seating, bucket seat w/flip-up bolster exchange for starboard lounge
- Seating, SunSport interior
- Shower, aft
- Stereo remote at swim platform
- Stove, one burner, butane
- Swim platform, extended
- Table with mount
- Windshield wiper, starboard

CANVAS OPTIONS

- Camper canvas (bimini top, sides, aft)
- Cockpit cover
- Mooring cover

TRAILER OPTIONS

- Disc brakes, tandem
- Galvanized trailer
- Spare tire and wheel
- Spare tire and wheel, aluminum or galvanized
- Wheel, aluminum (each)

225 SUNDOWNER

HULL AND DECK

- 100% Armorcoat® gel-coat
- Anchor locker
 - Notch in lid for line
 - Overboard draining
- Bow light, stainless steel
- Bow and stern eyes, stainless steel
- Bow rails, through bolted, stainless steel
- Chrome plated brass thru-hull fittings where applicable
- Cleats, four bolt, stainless steel (6)
- Deck hatch, white translucent
- Designators, dome style
- Engine vents, transom mounted
- Gel band, distinctive style, available in:
 - Navy, red, green, dune or black
- Graphics standard
- Horn, concealed
- Navigation lights
- Rub rail, rigid white vinyl with stainless steel insert
- Ski eye, stainless steel
- Skid resistant deck
- Stable-Vee® hull
- Stainless steel gas cap
- Swim platform, integrated, skid resistant
 - Assist handle
 - Ladder, angled, deep-reach concealed
- Windshield with walk-thru
 - Full aluminum framed safety glass
 - Stainless steel supports
- NMMA certification
- Meets applicable USCG and ABYC standards

COCKPIT

- Aqualex™ vinyl
- Cockpit carpet, diamond pattern, snap-in, 40 oz.
- Courtesy lights
- Drink holders (4)
- Engine compartment:
 - Composite construction
 - Fiberglass motor hood, insulated
 - Gel-coated bilge
- Fiberglass cockpit liner
- Port console:
 - Cooler, insulated, overboard draining
 - Passenger assist handle(s)
- Seating:
 - Two adjustable back-to-back loungers
 - Double wide lounge, port
 - Kick up head rests in lounge position
- Skid resistant floor
- Speakers, Sony® (2)
- Storage:
 - Hidden top storage
 - Multi-level side wall storage
 - Under back-to-back lounge

HELM AREA

- Burlwood trim
- Compass
- Drink holder (1)
- Emergency engine shutoff
- Instrumentation, gold bezels
 - Depth sounder
 - Shallow water alarm
 - Fuel gauge
 - Oil pressure
 - Speedometer
 - Tachometer
 - Temperature gauge
 - Trim gauge
 - Volt meter
- Lighted switches
- Receptacle, 12VDC
- Steering, tilt wheel
- Stereo, Sony® AM/FM CD player, passenger accessible, removable face, wireless remote

CABIN

- Backrest converts to V-berth fill-in
- Dual bi-fold doors, removable
- Head, porta-potti, slide-out
- Lights, bullet
- Speakers, Sony® (2)
- Storage:
 - Beneath V-berth cushions
 - Shelves behind backrests
- Vinyl headliner

SYSTEMS

- Battery, Interstate®
- Bilge blower
- Bilge pump, automatic
- Electric horn
- Power steering
- Power trim and tilt
- Wire harness
 - Routed through PVC conduit in floor

CANVAS

- Bimini top
- Stainless steel top hardware
- Windshield connector, clear

TRAILER

- Sure-Load™ custom matched trailer
- Disc brakes, surge
- Integrated step pads
- Keel rollers
- Radial Tires
- Submersible lighting
- Swing-away tongue (NA with galvanized trailer)
- Tandem axle
 - Single axle brakes
- Tie-down straps (3)
- Tongue jack, swivel
- Treated bunks, carpeted (4)
- Treated side guides, carpeted
- Welded tube construction, 11 gauge
- Welded winch post

POWER OPTIONS*

- Volvo-Penta® Stern Drives
 - 5.0 GXI/SX 270 hp
 - 5.0 GXI/DuoProp® 270 hp¹
 - 5.7 Gi/SX 280 hp
 - 5.7 Gi/DuoProp® 280 hp¹
 - 5.7 GXI/SX 320 hp
 - 5.7 GXI/DuoProp® 320 hp¹
- ¹ DuoProp® includes stainless steel propellers
- MerCruiser® Stern Drives
 - 5.0 MPI Bravo I 260 hp¹
 - 5.0 MPI Bravo III 260 hp¹
 - 5.7 EFI Bravo I 260 hp¹
 - 5.7 EFI Bravo III 260 hp¹
 - 350 MPI Bravo I 300 hp¹
 - 350 MPI Bravo III 300 hp¹
 - MX 6.2 Bravo I 320 hp¹
 - MX 6.2 Bravo III 320 hp¹
- ¹ Bravo I and Bravo III includes stainless steel propellers

OPTIONS

- Batteries, dual w/switch
- Engine flush-out kit
- Head, pump-out
- Hour meter
- Prop, stainless (exchange SX only)
- Seat cushion, aft fill-in (with U-wrap only)
- Seating, bucket seat w/flip-up bolster (pair)
- Seating, bucket seat w/flip-up bolster exchange for starboard lounge
- Seating, U-Wrap interior
- Shower, aft
- Stereo remote at swim platform
- Stove, one burner, butane
- Swim platform, extended
- Table with mount
- Windshield wiper, starboard

CANVAS OPTIONS

- Camper (bimini top, sides, aft)
- Cockpit cover
- Mooring cover

TRAILER OPTIONS

- Disc brakes, tandem
- Galvanized trailer
- Spare tire and wheel
- Spare tire and wheel, aluminum or galvanized
- Wheel, aluminum (each)

245 SUNDOWNER

HULL AND DECK

- 100% Armorcote® gel-coat
- Anchor locker
 - Notch in lid for line
 - Overboard draining
- Bow light, stainless steel
- Bow and stern eyes, stainless steel
- Bow rails, through bolted, stainless steel
- Chrome plated brass thru-hull fittings where applicable
- Cleats, four bolt, stainless steel (6)
- Engine vents, white translucent
- Deck hatch, white translucent
- Designators, dome style
- Engine vents
- Gel band, distinctive style, available in:
 - Navy, red, green, dune or black
- Graphics standard
- Horn, concealed
- Navigation lights
- Props, stainless steel
- Rub rail, rigid white vinyl with stainless steel insert
- Ski eye, stainless steel
- Skid resistant deck
- Stable-Vee® hull
- Stainless steel gas cap
- Swim platform, skid resistant
 - Assist handle
 - Ladder, angled, deep-reach, concealed
- Windshield with walk-thru
 - Full aluminum framed safety glass
 - Stainless steel supports
- NMMA certification
- Meets applicable USCG and ABYC standards

COCKPIT

- Aqualex™ vinyl
- Cockpit carpet, diamond pattern, snap-in, 40 oz.
- Courtesy lights
- Drink holders (6)
- Engine compartment:
 - Composite construction
 - Fiberglass motor hood, insulated
 - Gel-coated bilge
- Fiberglass cockpit liner
- Port console:
 - Cooler, insulated, overboard draining
 - Passenger assist handle
- Seating:
 - Two adjustable back-to-back loungers
 - Double wide lounger, portside
 - Kick up head rests in lounge position
- Skid resistant floor
- Speakers, Sony® (2)
- Storage:
 - Hidden top storage
 - In-floor ski storage
 - Hinged lid
 - Large enough for skis and knee boards
 - Multi-level side wall storage
 - Under back-to-back lounger

HELM AREA

- Burlwood trim
- Compass
- Emergency engine shutoff
- Instrumentation, gold bezels
 - Depth sounder
 - Shallow water alarm
 - Fuel gauge
 - Oil pressure
 - Speedometer
 - Tachometer
 - Temperature gauge
 - Trim gauge
 - Volt meter
- Lighted switches
- Receptacle, 12VDC
- Steering, tilt wheel
- Stereo, Sony® AM/FM CD player, passenger accessible, removable face, wireless remote

CABIN

- Backrest converts to V-berth fill-in
- Dual bi-fold doors, removable, translucent
- Head, porta-potti
- Lights, bullet
- Mirror
- Speakers, Sony® (2)
- Storage:
 - Beneath V-berth cushions
 - Shelves behind backrests
- Vinyl headliner

SYSTEMS

- Battery, Interstate®
- Bilge blower
- Bilge pump, automatic
- Electric horn
- Power steering
- Power trim and tilt
- Wire harness
 - Routed through PVC conduit in floor

CANVAS

- Bimini top
- Stainless steel top hardware
- Windshield connector, clear

TRAILER

- Sure-Load™ custom matched trailer
- Disc brakes, surge
- Integrated step pads
- Keel rollers
- Radial Tires
- Submersible lighting
- Swing-away tongue (NA with galvanized trailer)
- Tandem axle
 - Single axle brakes
- Tie-down straps (3)
- Tongue jack, swivel
- Treated bunks, carpeted (4)
- Treated side guides, carpeted
- Welded tube construction, 11 gauge
- Welded winch post

POWER OPTIONS*

- Volvo-Penta® Stern Drives
- 5.7 Gi/SX 280 hp¹
- 5.7 EFi Bravo II 260 hp¹
- 5.7 GXi/Duoprop® 320 hp¹
- 8.1 Gi/Duoprop® 375 hp¹
- ¹ Stainless steel propellers standard

MerCruiser® Stern Drives

- 5.7 EFi Bravo I 260 hp¹
- 5.7 EFi Bravo II 260 hp¹
- 350 MPI Bravo I 300 hp¹
- 350 MPI Bravo III 300 hp¹
- MX 6.2 Bravo I 320 hp¹
- MX 6.2 Bravo III 320 hp¹
- 496 MG Bravo I 375 hp¹
- 496 MG Bravo III 375 hp¹
- ¹ Stainless steel propellers standard

OPTIONS

- Batteries, dual with switch
- Cabin sink
- Fire extinguishing system
- Dockside power
- Head, enclosed
- Head, pump-out
- Hour meter
- Seat cushion, aft fill-in (with U-wrap only)
- Seating, bucket seat w/flip-up bolster exchange for starboard lounger
- Seating, U-wrap interior
- Shower, aft
- Stereo remote at swim platform
- Stove, one burner, alcohol
- Swim platform, extended
- Table with mount
- Trim tabs, hydraulic
- Windshield wiper, starboard

CANVAS OPTIONS

- Camper (bimini top, sides, aft)
- Cockpit cover
- Mooring cover

TRAILER OPTIONS

- Disc brakes, tandem
- Galvanized trailer
- Spare tire and wheel
- Spare tire and wheel, aluminum or galvanized
- Wheel, aluminum (each)

285 SUNDOWNER

HULL AND DECK

- 100% Armorcote® gel-coat
- Anchor locker
 - Notch in lid for line
 - Overboard draining
- Bow anchor roller
- Bow light, stainless steel
- Bow and stern eyes, stainless steel
- Bow rails, through bolted, stainless steel
- Chrome plated brass thru-hull fittings where applicable
- Cleats, euro style, stainless steel (6)
- Deck hatch, white translucent
- Designators, dome style
- Dockside power
- Engine air scoops, side deck
- Gel band, distinctive style, available in:
 - Navy, red, green, dune or black
- Graphics standard
- Horn, concealed
- Navigation lights
- Port lites (4), opening with screens
- Props, stainless steel
- Rub rail, rigid white vinyl with stainless steel insert
- Shower, aft
- Skid resistant deck
- Stable-Vee® hull
- Stainless steel gas cap
- Stern rail with ski eye, stainless steel
- Swim platform, integrated, skid resistant, contoured toe rail
 - Assist handle
 - Ladder, angled, deep-reach, concealed
 - Storage tub, self-draining
 - Extended secondary swim platform
- Trim tabs, hydraulic
- Windshield with walk-thru
 - Full powder coated aluminum framed safety glass
 - Stainless steel supports
- NMMA certification
- Meets applicable USCG and ABYC standards

COCKPIT

- Aqualex™ vinyl
- Battery management system with isolated engine start and ship's system circuits
- Cockpit carpet, diamond pattern, snap-in, 40 oz.
- Cockpit refreshment center
 - Dual batteries
 - Receptacle, 110VAC¹
 - Refrigerator
 - Sink with pressurized water
 - Corian® counter top
 - Trash receptacle
- Courtesy lights
- Drink holders
- Engine compartment:
 - Composite construction
 - Fiberglass motor hood, insulated
 - Assist handle
 - Electric engine hatch
 - Molded engine liner
- Fiberglass liner
- Seating:
 - Double wide helm, adjustable drivers side with flip-up bolster
 - Under seat storage
 - C-wrap stern seating
 - 36 qt carry-on cooler beneath hinged seat
- Skid resistant floor
- Speakers, Sony® (4)
- Storage:
 - In-floor storage with rubber mesh mat
 - Hinged lid, gas assist shock
 - Multi-level side wall storage
- Windshield wiper, starboard
- Walk-thru transom

HELM AREA

- Burlwood trim
- Compass
- Drink holder
- Emergency engine shutoff
- High performance shift and throttle controls
- Instrumentation, gold bezels
 - Depth sounder
 - Shallow water alarm
 - Fuel gauge
 - Oil pressure
 - Shallow water alarm
 - Speedometer
 - Tachometer
 - Temperature gauge
 - Trim gauge
 - Volt meter
- Lighted switches
- Receptacle, 12VDC
- Steering, tilt wheel
- Stereo remote with display
- Woodgrain accents

CABIN

- Backrest converts to V-berth fill-in
- Fiberglass enclosed head
 - Bathroom tissue holder
 - Opening port lite with screen
 - Overhead lighting
 - Receptacle, 110VAC
 - Removable carpet
 - Sink with pressurized water
 - Storage locker
 - Vacu-flush head, porcelain
- Hanging locker
- Lights, bullet
- Mirror
- Sliding fiberglass door with built-in steps
- Speakers, Sony® (2)
- Storage:
 - Beneath V-berth cushions
 - Shelves behind backrests
- Vinyl headliner

SYSTEMS

- Batteries, dual
- Bilge blower
- Bilge pump, automatic
- Electric horn
- Power steering
- Power trim and tilt
- Remote oil filter(s)
- Stereo, Sony® AM/FM CD player with removable face and remote with display at helm
- Wire harness
 - Routed through PVC conduit in floor

CANVAS

- Bimini top
- Stainless steel top hardware
- Windshield connector, clear

POWER OPTIONS*

- Volvo-Penta® Stern Drives
- 8.1 Gi/Duoprop® 375 hp¹
- 8.1 GXi/Duoprop® 420 hp¹
- Twin 5.0 GXi/SX 270 hp¹
- Twin 5.7 GXi/SX 320 hp¹
- ¹ Stainless steel propellers standard

MerCruiser® Stern Drives

- 496 MG Bravo III 375 hp¹
- 496 HO Bravo III 425 hp¹
- Twin 5.0 MPI Bravo I 260 hp¹
- Twin MX 6.2 Bravo I 320 hp¹
- ¹ Stainless steel propellers standard

OPTIONS

- Bow rails, raised
- CD changer, 6-disc
- Docking lights
- Engine flush-out kit
- Fire extinguishing system
- Graphics, sport
- Grey water system with holding tank
- Hour meter
- Microwave
- Seat cushion, aft fill-ins
- Stereo remote at swim platform
- Stove, one burner, butane
- Swim platform, extended
- Table with mount
- Thru-transom exhaust, Quick & Quiet Plus
- VHF radio
- Windlass with rope, chain and anchor

CANVAS OPTIONS

- Camper canvas
- Cockpit cover
- Mooring cover

TRAILER OPTIONS

- Sure-Load™ custom matched, tandem axle trailer with tandem disc brakes
- Tri-axle trailer with tri-axle brakes (req. with twin engines)
- Galvanized trailer
- Spare tire and wheel
- Spare tire and wheel, aluminum or galvanized
- Wheel, aluminum (each)



CONVERTIBLE TOP



CAMPER CANVAS



BIMINI TOP



COCKPIT & FORWARD COVER



FULL CANVAS



MOORING COVER



A



B



C



D



E

COLOR OPTIONS

Complement your boat package with our wide variety of popular gel band color choices. The new gel and standard graphics are available on all sportboat and cuddy models. An optional sport graphic package is also available featuring a bold two-tone design.

CANVAS

Custom canvas creates a great look for your Four Winns boat. Each canvas is cut, hand sewn, custom fitted and color matched to each individual model. You get a canvas that precisely fits your boat for a tailored look. Our line of Funships and Sundowners offer the bimini top as part of the standard package. Horizons come with a choice of either bimini or convertible top. Additional canvas options are available on all boat models and include the camper canvas, cockpit & forward cover, full canvas and mooring cover. To find out what canvas options are available on your Four Winns product, please see the Standards & Options section in this catalog that corresponds to that model.

SEATING CHOICES

Four Winns gives you a choice of seating configuration in our Horizon and Sundowner lines that makes your Four Winns distinctly yours.

- A. Standard (170-210 Horizon and 205 Sundowner)
- B. Sunsport (Option on 170-210 Horizon and 205 Sundowner)
- C. L-Shape (Standard on 220-260 Horizon)
- D. U-Wrap (Option on 220-260 Horizon and 225,245 Sundowner)
- E. Standard w/Double-Wide Lounger (225,245 Sundowner)

Color/Canvas/Seating



STERN DRIVE AND ENGINE POWER FROM NAMES YOU KNOW & TRUST

We believe we build the best boat on the market. That's why, when it comes to engine choices, we outfit our boats with the best engines and drives on the market.

This year, Four Winns is pleased to offer power choices in stern drive units from Volvo-Penta® and MerCruiser®. In outboard applications, owners can select from Yamaha®, Johnson®, and Evinrude® power.



SURE-LOAD™ CUSTOM-MATCHED TRAILERS PROVIDE EASIER TOWING

Our complete boating packages include our own Sure-Load™ custom trailers, specifically built to fit each model precisely.



Quick disconnect brakes



Swing-away tongue



Submersible lighting




Disc brake system



Five-pin harness connection

- Fully welded tube steel frames
- Skid resistant step surface
- Class III (5,000lb) or Class II (3,500lb) towing hitch
- Leaf spring suspension
- Wiring harness concealed and protected in tubular frame
- Custom carpeted side guides
- Lightweight, high-strength swivel jack
- Side marker lights
- Large tie-down rings complete with straps
- Full fender splash guards
- Safety walk-on, skid resistant tongue section
- Plated brake activator

- Bunks made of marine treated material
- Color-matched polyurethane paint over zinc chromate primer




- Complete with bow and transom straps
- Sturdy, non-marking bow roller assembly
- Convenient winch with nylon strap
- Longitudinal bunks (4) custom carpeted in marine grade material

- Custom-shaped single, tandem & tri-axle fenders
- Accru-Lube sealed wheel bearings
- Tandem and tri-axle trailers available



Trailer coupler with safety chains & brake actuator



Galvanized trailer

Engines/Trailers



A. EXTENDED SWIM PLATFORM

It's on-board space you simply have to see for yourself. You'll find our extended swim platforms to be the roomiest on the market. It's like adding an addition onto your home.



B. STEREO REMOTE

Control your stereo even while you're at your boat's stern using the transom stereo remote.



C. TRANSM WALK-THRU FILL-IN

Add the optional fill-in for the transom walk-thru and expand your seating options.



D. WALK-THRU DOORS

Monitor the air flow in your boat's cockpit by adding the optional walk-thru doors.



E. TABLE WITH MOUNT

The cockpit table offers the convenience of cockpit dining, a conversation area, or a place to enjoy a game with family and friends.



F. BOW FILL-IN CUSHION

Create your own giant sunpad with the bow fill-in cushions. It's a great place to kick back and relax.

Warranty

**A WARRANTY
CREATED BY OWNERS**

The real satisfaction of owning a quality product is knowing that your investment is backed by a superior factory warranty.

Four Winns is proud to provide the best warranty coverage in its history. We call it the "Winning Edge" limited warranty. It puts the ease in owning a Four Winns.



Seven (7) years on the structural components of the hull, stringers, and transom.

Five (5) years on deck and liner structural components.

Three (3) years on non-structural parts and components.

One (1) year on exterior cosmetic gel coat finish: cracking, crazing, blistering, and fading.

Best of all, our limited warranty is fully transferable when you decide to move up to another boat. That makes your Four Winns even more valuable.

Popular Options





FOUR WINNS PROFESSIONAL RETAILERS

Getting the most out of your boating experience goes beyond merely choosing the right boat... it's about choosing the right dealer. That's why Four Winns is the easy choice. Four Winns Professional Retailers are just that... professionals. They are specially trained to understand your needs and help you through your decision process so you get the cruiser that's perfect for you.

After you take ownership, our retailers really shine... delivering support in parts, service, advice and, well, boating experience. To us, your selection of a Four Winns sportboat is not the end of process, it's the beginning of a relationship... all focused on your enjoyment.

But your retailer is not alone. Four Winns maintains one of the most comprehensive factory support systems in boating. Service documentation, hot-line phone support, and a parts system that maintains parts for more than five years behind current product are without equal.



WINN WORD NEWSLETTER



WINN GEAR CATALOG



2002 VISTA CATALOG

These factors are seldom apparent to you in the show room, but they may be the important to you as a boater. At Four Winns, our experience in supporting owners makes a difference in your boating satisfaction.

HOW EXPERIENCE MAKES THE DIFFERENCE

Four Winns has been one of the leading names in boating for decades. During that time we have learned what our owners want and need from their boat builder. That's why you'll see new and innovative ways we communicate to you as a prospect and as a Four Winns owner.



WEB SITE




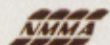
DVD

Want to see Four Winns sportboat lines in action? Contact us or your local Four Winns Professional Marine Retailer for a copy of the Four Winns DVD for 2002. Or check us out on-line at www.fourwinns.com. Log on. You'll find one of the most engaging web sites in boating. And be sure to review a copy of Winn Word... our on-line owners publication.

And while you're boating in your new Four Winns, tell the world. Our fashionable line of sportswear called Winn Gear is just the ticket. Designed for the active boating lifestyle, you'll find lots to like in Winn Gear.

Four Winns has been a leader in developing sportboats for over 25 years. But our line of Vista® cruisers has achieved equal status among cruiser fans. Vista models begin at 24 feet with the 248, or choose the 268 Vista, both are sized to be fully trailerable. Want twin sterndrive power, then look at the 298 or 328 Vista models with appointments that deliver the cruising lifestyle, first class. Or, if twin inboard power is your pleasure, inspect the 348 or our flagship, the 378 Vista. Here you will find amenities and detailing to satisfy the most discriminating boater. Experience. It is the difference in all of our products.

We love boating and we want you to love it too. We will continue to develop fresh ways to bring the enjoyment of recreational boating to you and your family. Experience. We want to share ours with you in every way possible. It is the difference that defines Four Winns.



FOUR WINNS®

Supporting the Spirit of America



WWW.FOURWINNS.COM

1-800-FOUR WINNS

PART OF THE GENMAR COMPANIES.

AN IMPORTANT NOTE ABOUT THE INFORMATION IN THIS BOOKLET. EVERY EFFORT HAS BEEN MADE TO ENSURE THAT THIS CATALOG INCLUDES COMPLETE AND ACCURATE INFORMATION. HOWEVER, SINCE THE TIME OF PRINTING, SOME INFORMATION MAY HAVE BEEN REVISED. ALSO SOME EQUIPMENT SHOWN WITHIN THIS BROCHURE IS AVAILABLE AT EXTRA COST. SINCE WE DO RESERVE THE RIGHT TO MAKE CHANGES AT ANY TIME, WITHOUT NOTICE, IN PRICES, COLORS, EQUIPMENT, SPECIFICATIONS, AND MODELS, WE SUGGEST THAT YOU CHECK WITH YOUR FOUR WINNS PROFESSIONAL MARINE DEALER FOR COMPLETE AND UP-TO-DATE INFORMATION.

FOUR WINNS BOATS L.L.C./925 FRISBIE/CADILLAC,
MI 49601
231/775-1351

PLEASE RESPECT THE MARINE ENVIRONMENT,
BE COURTEOUS TO OTHERS ON THE WATER AND
FOLLOW THE RULES OF SAFE BOATING.

A close-up photograph of the transom of a white boat with a dark wood-grain stripe. The Four Winns logo and name are embossed on the white surface. The background shows a wooden deck.

 **FOUR WINNS**