

 **FOUR WINNS**

EXPRESS CRUISERS 2006



Vista®

fourwinns.com



PRESENTING THE FOUR WINNS EXPRESS CRUISERS FOR 2006

This year, Four Winns celebrates 30 years as a boat brand. With our maturity comes a respect for our traditions, gratitude for our success, and a strong yearning to help more people – many more – discover the unique pleasure that is boating. If you were to visit Four Winns today (and we hope you will), you would find a company that is committed to your long-term satisfaction. We pride ourselves on building boats that are superior in terms of quality and content and we're committed to providing you with the service and support – after the sale – to make your years of boat ownership more than satisfactory. As always, I welcome your comments and suggestions; listening to our customers helps us build a better boat. As you consider a new boat during this, our 30th anniversary year, we are confident you'll agree: There's never been a better time to own a Four Winns boat. See you on the water!

Sincerely,

John Anderson, President



CONTENTS

1-11	Four Winns® The Brand
12-15	378 Vista®
16-19	348 Vista®
20-23	328 Vista®
24-27	318 Vista®
28-31	288 Vista®
32-35	278 Vista®
36-39	258 Vista®
40-43	248 Vista®
44-51	Equipment Lists
52	Popular Options
53	Canvas/WinnGear





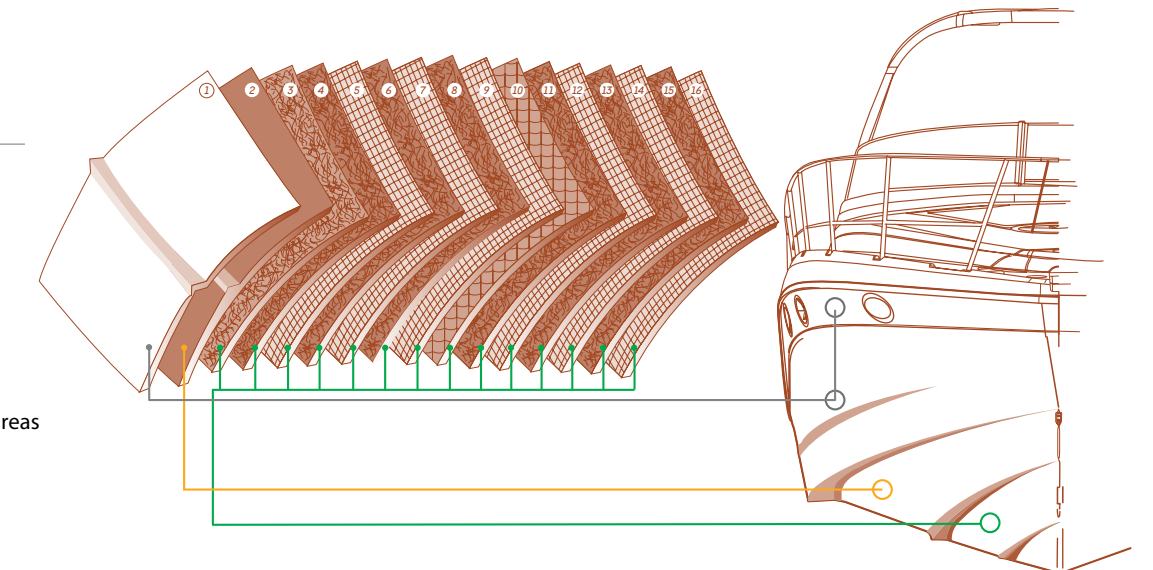
CRUISE WITH CONFIDENCE

The cruising lifestyle is all about freedom, and that includes freedom from misgivings about how well your boat will perform. Four Winns® understands how important your cruiser is to you, which is why everything aboard has been carefully engineered and selected to provide many years of carefree enjoyment.

LAMINATION SCHEDULE

Each layer of a Four Winns® hull and deck has been carefully engineered for maximum strength, durability and yes, beauty.

- | | |
|---|--|
| 1. Premium gel coat | 9. Woven roving in high load areas |
| 2. Vinylester barrier coat | 10. Selective coring |
| 3. Fiberglass skin coat | 11. Fiberglass schedule |
| 4. Fiberglass schedule | 12. Woven roving |
| 5. Woven roving | 13. Fiberglass schedule |
| 6. Fiberglass schedule | 14. Woven roving |
| 7. Woven roving | 15. Fiberglass schedule in high load areas |
| 8. Fiberglass schedule in high load areas | 16. Woven roving in high load areas |



THE FOUR WINNS DIFFERENCE

C. RAYMOND HUNT ASSOCIATES

Four Winns partnered with legendary naval architecture firm, C. Raymond Hunt Associates, to create the 378 and 348 running surfaces – noteworthy for their seaworthiness.

STABLE-VEE® HULL



In the world of stern drives, Four Winns has its own claim to fame. The Stable-Vee® hull design, pioneered and patented by Four Winns in the 1990s, results in improved performance and lateral stability. You'll appreciate the difference while running or at rest.

ADVANCED DESIGN

Four Winns utilizes the latest computer-aided design technology and ergonomics expertise to ensure maximum comfort for all passengers.



HIGH-TECH TOOLS

Few things have done more to make boating more enjoyable and worry-free than the advances in on-board electronics. Four Winns has thoughtfully provided space for whatever electronics you choose in the helm station. Choose a factory-installed Navigation Package, or customize your electronics package and have it installed by your Four Winns Dealer.



EXTRA SMART

Throughout the Vista® line, you'll find boater-savvy features such as 1) intermediate lifelines, 2) an electronic shifter, and 3) a remote spot/floodlight. Availability varies by model.





ALL THE COMFORTS OF HOME


CENTRAL AIR Four Winns® wants your time on the water to be totally cool, which is why you won't find an underpowered air conditioning unit onboard. Thermostat-controlled air is standard on the 318 and up and is optional on all other models.



CENTRAL VACUUM Keeping your Vista cabin interior tidy is more convenient than ever thanks to a central vacuum system – optional on 348 and standard on the 378 Vista models.



AQUAFLEX™ PREMIUM VINYL Elegant top-stitching and piping separates sections of a special grade vinyl that's an exclusive on every Four Winns. It's called AquaFlex, and it's simply better – and more beautiful – than other marine vinyls.



FLAT SCREEN TV/DVD To keep you entertained wherever you are, Four Winns has thoughtfully provided one or more flat screen TV/DVD players. Standard on the 288 and up; optional on all other Vista models.



40-OZ. CARPET The plush feel belies its practicality; the diamond-pattern lay-in carpet is produced from solution-dyed fibers enhanced with UV stabilizers to protect it from the elements of salt, sun, and moisture.



COFFEE MAKER You won't have to go far for your morning cup of joe. A coffee maker with stainless steel thermal carafe is standard on Vista models 318 and up.



SIRIUS

6-MONTH SUBSCRIPTION INCLUDED SIRIUS SATELLITE ENTERTAINMENT

Another sound reason to choose Four Winns.

If you've not yet had the pleasure of owning a satellite radio, prepare to be addicted. The variety alone makes it worthwhile: Choose from more than 120 commercial-free channels – everything from Howard Stern to Radio Margaritaville to the NBA. Your new Vista cruiser not only includes the satellite system, but a 6-month subscription as well. For current channel listings, visit www.sirius.com, where subscribers can also listen on-line.

Dealer activation is required. Available in the U.S. only; see your Dealer for details.

CLARION® STEREO/CD PLAYER

In-tune with what boaters need.

CMD4 is the fourth-generation AM/FM/CD player from the marine audio experts at Clarion. The CMD4 has a watertight faceplate to resist splashdowns, rain, and whatever the marine environment throws its way. Bottom line, the CMD4 sounds as good as it looks.



Not all equipment is available on all models.



WHAT'S YOUR STYLE?


Inside and out, you have many choices for making your cruiser your own. Striking gel coat and graphics schemes will be the hallmark of your vessel when you pull into the marina slip. Tasteful interior decor packages will welcome you and your guests. And everything's of the highest quality – you can tell by touch. So, find delight in the details - we have!



All-White



Two-Tone



Optional Classic Color Band (w/ matching accent stripe)



Optional Classic Color Band (w/ contrasting accent stripe)

COLOR/FABRIC SELECTOR

Do you dream in color? You can, when you visit fourwinns.com where you can view your favorite Vista model in ALL available gel coat colors and fabric packages.



BLACK STONE



NAUTICAL BLUE



NATURAL SHELL



3



1



2



4



5



6



7

ACCENTS

- 1 Refreshment center 2 Louvers and bow rails 3 Cabin overhead lighting 4 Wooden blinds
5 Stainless steel bezel gauges 6 Flexiteek cockpit sole 7 Swim platform lighting

GEL SCHEME OPTIONS

Choose from five available exterior colors – all in a premium, fade-resistant grade of gel coat.



Navy



Red



Green



Sandstone




Black



STORAGE

- 1 36-qt cooler 2 Cedar-lined closet 3 Swim platform storage 4 Pull-out galley storage 5 Interior under seat storage 6 Fender storage 7 Sidewall storage 8 Cabin drawers 9 Table storage beneath forward berth 10 Galley storage 11 Transom storage



Not all equipment is available on all models or in all markets; see your Dealer for details.



**Winning Edge Owner Protection Plan
PRICELESS PEACE OF MIND**

Four Winns® has one of the finest – if not the finest – owner protection plans in the industry. Our Winning Edge Owner Protection Plan gives you added peace of mind for as long as you own your boat on structural components of the hull and deck...five (5) years against osmotic blistering of the hull...two (2) years on non-structural parts and components...one (1) year against cracking, crazing or fading of the exterior gel coat finish. Unlike some limited warranties, Winning Edge is transferable to the next owner, which makes your boat more valuable, too. Warranty coverage varies on boats sold outside the U.S. See your Dealer for details.



LIFETIME

Structural components of the hull and deck

5 YEARS

Osmotic blistering of the hull

2 YEARS

Non-structural parts and components

1 YEAR

Cracking, crazing or fading of the exterior gel coat

PROPULSION SYSTEMS

Powerful performances of all kinds. Stern drive or inboard, diesel or gas – Four Winns technical experts conduct thorough analysis of marine propulsion to bring you the latest and greatest. That means lower emissions, better fuel economy, reduced vibration and other advancements you'll appreciate every time you operate your vessel.



VOLVO IPS

FORWARD THINKING

Introducing a whole new breed of boat. In 2005, Four Winns was one of a select few manufacturers invited by Volvo of North America to premier the most dramatic change in propulsion in decades: IPS (Inboard Performance System). The difference is an obvious one: Forward-facing Duoprops pull, rather than push the boat through the water. The result? A quieter, more comfortable cruise.

BENEFITS OF IPS

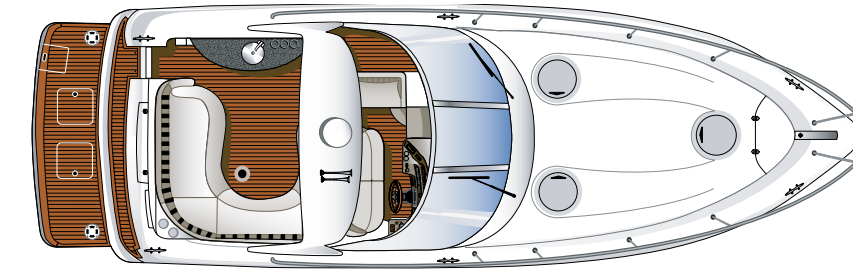
- Higher speeds
- Better maneuverability
- Reduced operating noise
- Less vibration
- No exhaust odor
- More precise handling



IPS is destined to make tomorrow's cruisers faster, stronger, quieter, cleaner and more maneuverable. Best of all, you can own it today on a 378 Vista. For more information visit www.volvo.com.

For the ultimate in convenience and peace of mind, Four Winns offers SeaKey, a satellite-based telematics and communication system. For a demonstration, visit www.seakey.com.





378 FOUR WINNS® VISTA®

The 378 – flagship of the Four Winns line – has earned a place of distinction among the great express models of our time. Her running surface was designed by the renowned naval architecture firm, C. Raymond Hunt Associates, and she has proven herself in the world's most demanding waters. Today's 378 Vista was recently advanced even further with the availability of Volvo's revolutionary Inboard Performance System (IPS). Stylish. Sleek. Accommodating. The 378 remains at the head of the cruiser class.

378 floor plan (above) is shown with optional Flexiteek cockpit sole and swim platform



SPECIFICATIONS

378

LOA	BEAM	DEADRISE	DRAFT	FUEL CAPACITY	APPROX. BOAT & ENGINE WEIGHT
41'3" 12.6 M	12'9" 3.89 M	19°	42" 107 CM	300 GAL 1,134 L	18,500 TO 21,300 LBS 8,390 TO 9,660 KG



FEATURES 1 Spotlight/floodlight 2 Optional Flexiteek cockpit sole 3 Windlass 4 Optional Sunbrella deck pads 5 Windshield wipers 6 Helm w/electronic shift 7 Optional hard top



Optional private state room shown in Black Stone interior

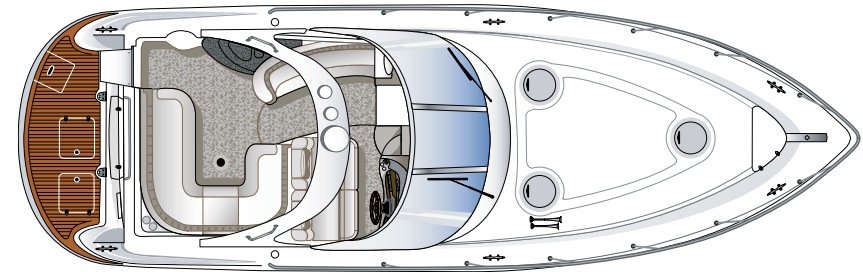


378 FOUR WINNS® VISTA®

Served by a well-appointed galley and centered upon a high-tech entertainment system, the 378 epitomizes contemporary cruiser design. The private stateroom affords privacy without sacrificing seating. The versatility is evident in the removable, fold-down table plus an aft sofa/berth. The sumptuous styling, combined with practical appointments such as a coffee maker and central vacuum, make the 378 Vista one of the world's most pleasurable pleasure crafts.



- FEATURES** 1 Mid cabin sofa/berth 2 Standard floor plan 3 Galley with microwave, refrigerators and stove 4 Mid cabin table and ottomans 5 Coffeemaker 6 Head, vanity and shower



348 FOUR WINNS® VISTA®

A recent addition to the Four Winns fleet, the 348 Vista represents the culmination of 30 years of intelligent boat design. The graceful silhouette will captivate you, the effortless performance will thrill you. This express cruiser's hull design hails from the highly acclaimed firm, C. Raymond Hunt Associates of Boston, Massachusetts. This means she is as seaworthy as she is beautiful, and she's waiting for you.



SPECIFICATIONS	LOA	BEAM	DEADRISE	DRAFT	FUEL CAPACITY	APPROX. BOAT & ENGINE WEIGHT
348	37'0" 11.3 M	12'0" 3.66 M	19°	40" 102 CM	230 GAL 871 L	14,500 TO 14,800 LBS 6,580 TO 6,710 KG



FEATURES 1 Windlass and spot/floodlight 2 Cockpit table 3 Port lounge 4 Refreshment center/storage 5 Aft fill-in cushions 6 Helm w/electronic shift 7 All-white gel coat with hull accent tape




Standard floor plan shown in Natural Shell interior



348 FOUR WINNS® VISTA®

Every detail of this elegant interior has one purpose: To make you feel at-home on the water. Curvaceous lines are the rule; sculpted sofa backrests, rounded-edge tables, countertops and cabinets are beautifully practical. Entertainment, too, takes center stage via the flat screen TV/DVD player and remote-controlled SIRIUS satellite entertainment sound system. You wouldn't buy a home without air conditioning, so Four Winns has included it here. Welcome home.



FEATURES 1 Sofa/table 2 Galley with coffeemaker, microwave, refrigerator, stove 3 Private state room option 4 Sliding screen/shade system 5 Mid cabin 6 Head, vanity and shower

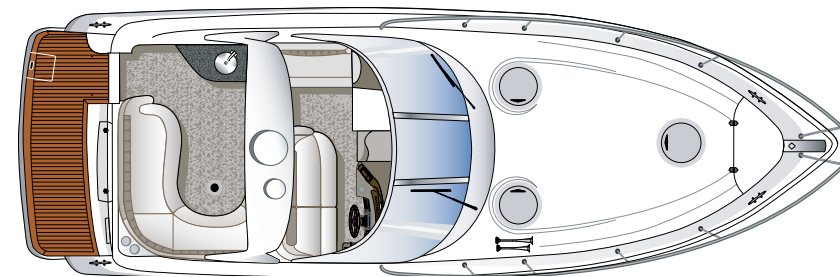


**VOLVO
PENTA**

SPECIFICATIONS

328

LOA	BEAM	DEADRISE	DRAFT DRIVE DOWN	FUEL CAPACITY	APPROX. BOAT & ENGINE WEIGHT
35'1" 10.7 M	11'9" 3.58 M	19°	39" 99 CM	220 GAL 832 L	12,500 TO 12,600 LBS 5,670 TO 5,710 KG



328 FOUR WINNS® VISTA®

The 328 Vista is a prime example of how good the good life can be when you're aboard your boat. Enjoy entertaining? The opposing seats of the U-wrap lounge invite conversation. In the mood for solitude? Grab your book and head for the optional forward deck sunpads. After a swim, you'll appreciate the ability to rinse off with the handheld freshwater shower. An available Flexiteek sole has the look of wood without the maintenance. The sweet life? It's even sweeter when you own a 328 Vista cruiser.



FEATURES 1 Aft fill-in cushions 2 Electric engine hatch 3 Aft shower 4 Aft table with mount 5 Port lounge/refreshment center 6 Helm with optional electronics 7 Two-tone gel coat



Shown in Black Stone interior



1



2

328 FOUR WINNS® VISTA®



These are among the most luscious interiors in Four Winns' history. Dinette cushions are covered in a supple, textured leather-like vinyl. Mid cabin and forward berth are offered in three tasteful décor packages: natural shell, blackstone and nautical blue. An elegant new solid surface counter top is the perfect complement to the rich wood tones and high gloss cherry cabinets.



3

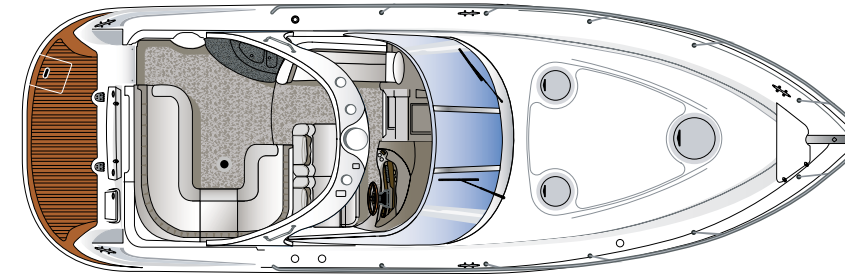


4




5

FEATURES 1 Dinette converts to berth 2 Galley with coffeemaker, microwave, refrigerator, stove 3 Hanging locker 4 Mid-cabin seating with table 5 Enclosed head with vanity and shower



318 FOUR WINNS® VISTA®

A close cousin to the highly successful 348 Vista which was introduced last year, the new 318 Vista is a showpiece of ingenuity and sophistication. The impressive helm is surrounded by a spacious cockpit, with dual adjustable captain's seat, U-shaped stern seat and port lounge. Then, in close proximity to all the seating, there's a cleverly designed refreshment center with sink and icemaker. Best of all, because it's brand-new, you can be the first one in your marina to own a 318 Vista.



SPECIFICATIONS

318

LOA	BEAM	DEADRISE	DRAFT DRIVE DOWN	FUEL CAPACITY	APPROX. BOAT & ENGINE WEIGHT
33'0" 10.1 M	10'9" 3.3 M	19°	38" 97 CM	170 GAL 644 L	10,920 TO 11,200 LBS 4,950 TO 5,080 KG



FEATURES 1 Aft table with mount 2 Port lounge 3 Refreshment center 4 Dual helm seat with flip-up bolster 5 Aft fill-in cushions 6 Helm 7 All-white gel coat



Shown in Nautical Blue interior



318 FOUR WINNS® VISTA®

There is an art to the successful use of interior space, which makes the 318 Vista a masterpiece. A blend of textures, layers of light and thoughtful details combine to create an atmosphere of total comfort and luxury. The sofa converts for sleeping and is adjacent to the mid-cabin lounge, which can also be filled-in with cushions. Even the galley is an engineering marvel, with storage galore.



FEATURES 1 Sofa with table 2 Galley with coffeemaker, microwave, refrigerator and stove 3 Mid cabin/table 4 Storage under seat 5 Galley storage 6 Enclosed head

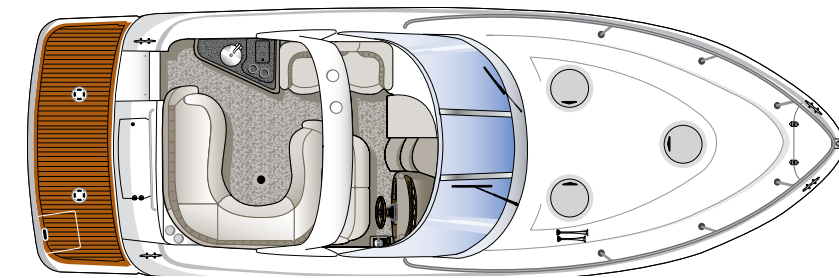


MERCURY
MerCruiser.

SPECIFICATIONS


288

LOA	BEAM	DEADRISE	DRAFT DRIVE DOWN	FUEL CAPACITY	APPROX. BOAT & ENGINE WEIGHT
30'0" 9.15 M	9'8" 2.95 M	18°	38" 97 CM	120 GAL 454 L	9,970 TO 10,350 LBS 4,520 TO 4,690 KG



288 FOUR WINNS® VISTA®

Whatever the reason you boat – adventure, romance, freedom, relaxation or fun – you’ll find it in abundance here. Like all Four Winns, the 288 Vista was built by boaters for boaters, which is why you’ll find so many intelligent features on-board: an aft freshwater shower, electric lift access to the engine compartment, extended swim platform, standard radar arch and cockpit refreshment center. If you love the thrill of cruising, you’ll be ecstatic when you’re behind the wheel of this masterful craft.



FEATURES 1 Refreshment center 2 Optional windlass w/rope and chain 3 Port settee 4 Dual helm w/flip-up bolsters 5 Hand-held shower 6 Helm 7 Two-tone gel coat



Shown in Nautical Blue interior

288 FOUR WINNS® VISTA®



Tastefully tempting: that's the only way to describe the interior of the 288 Vista. The luxurious fabrics and textures in the cabin complement the sleek lines of the solid surface countertops in the galley and head. Generous proportions in the forward berth and mid cabin, coupled with sofa fill-in cushions in the main cabin, will give you room to stretch out on breezy summer evenings. The purposefully placed layers of light enhance the mood and each interior option (shown here in Nautical Blue) benefits from natural light from the screened port lites and hatch. So go ahead. This is one temptation you'll be glad you gave in to...



1



2



3



4



5

FEATURES 1 Galley with microwave and stove 2 Dinette/sofa converts to berth 3 Mid cabin 4 Flatscreen TV/DVD player 5 Head, vanity and shower

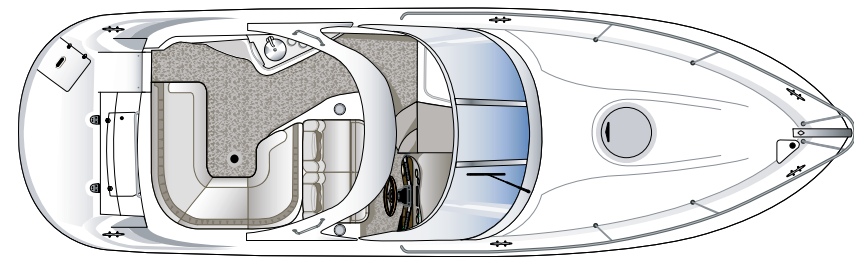


**VOLVO
PENTA**

SPECIFICATIONS

278

LOA	BEAM	DEADRISE	DRAFT DRIVE DOWN	FUEL CAPACITY	APPROX. BOAT & ENGINE WEIGHT
28'4" 8.64 M	8'6" 2.59 M	17°	39" 99 CM	85 GAL 321 L	6,880 TO 7,100 LBS 3,120 TO 3,220 KG



278 FOUR WINNS® VISTA®

With sleek cruiser design and styling, there's no mistaking the Four Winns features that make it a pleasure trip every time. A refreshment center features a sink with pressurized water, cup holders, and a 36-quart cooler. The roomy helm area features the comfort of dual seats with a flip-up bolster for the driver. The dash is replete with stainless steel bezeled instrumentation, including a depth sounder with shallow water alarm.



FEATURES 1 Refreshment center 2 Foredeck walk-thru 3 Helm seat w/flip-up bolsters 4 Deep-reach, wide step ladder 5 Cockpit table 6 Helm 7 Two-tone gelcoat, optional arch




Shown in Natural Shell interior

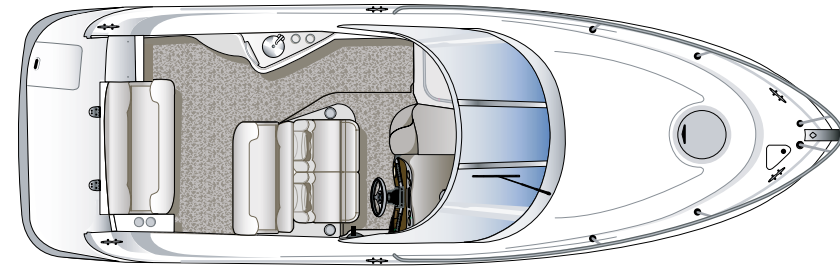
278 FOUR WINNS® VISTA®



Good design is all about attention to detail. Step inside the cabin of the 278 Vista and you'll find that it's good, very good. The forward dinette features a woodgrain table for feasts – or just a casual fondue. And the comfortable bolstered seats convert easily to a spacious forward berth. There's plenty of storage in the galley area, along with a polished granite-look countertop, a covered sink (with built-in storage for the cover), an optional alcohol/electric stove, an overhead microwave and an undercounter refrigerator. The designers at Four Winns didn't stop there, so step aboard and take a closer look.



FEATURES 1 Galley with microwave and stove 2 Dinette converts to berth 3 Mid-cabin 4 Sink cover storage nook 5 Enclosed head



258 FOUR WINNS® VISTA®

Sunseekers and adventure seekers, this is the boat to take you there. Hot and cold running water in the aft shower can clean off a little sand after a walk on the beach and then you're set for relaxation on the fabulous Mediterranean SunSport seating – stern seats that convert to a lounge with reclining seat back. A built-in refreshment center keeps beverages nearby while the captain's at the helm of this beautifully appointed craft. Enjoy life – and the cruising lifestyle – to the limit with a 258 Vista express cruiser.

258 floor plan (above) is shown with Mediterranean SunSport seating; for U-wrap seating option, see 278 Vista



SPECIFICATIONS

LOA	BEAM	DEADRISE	DRAFT DRIVE DOWN	FUEL CAPACITY	APPROX. BOAT & ENGINE WEIGHT	
258	26"	8'6"	17°	36"	70 GAL	6,070 TO 6,120 LBS
	7.93 M	2.59 M		91 CM	265 L	2,750 TO 2,780 KG



FEATURES 1 Aft shower 2 Mediterranean SunSport seating system 3 Refreshment center 4 Swim platform 5 Cockpit table 6 Helm 7 Optional Classic Color Band



Shown in Nautical Blue interior

258 FOUR WINNS® VISTA®



Color me beautiful! Nautical Blue, Natural Shell or Black Stone: The choice is yours and each fabric package is designed to accent the warm cherry wood tones and sleek solid surfaces of the 258 Vista cabin. Multizone lighting complements the natural sunlight provided by port lites and hatch. Moonlight will color your world as you sleep beneath the stars in the forward V-berth. Great looks continue into the galley area which is handsomely-equipped with a microwave, refrigerator and stove. Best of all, the beauty isn't just skin deep; you can rely on Four Winns quality for many boating seasons to come.



1



2



3



4



5

FEATURES 1 Galley with microwave, refrigerator and stove 2 Dinette converts to berth 3 Mid cabin 4 Stove 5 Enclosed head

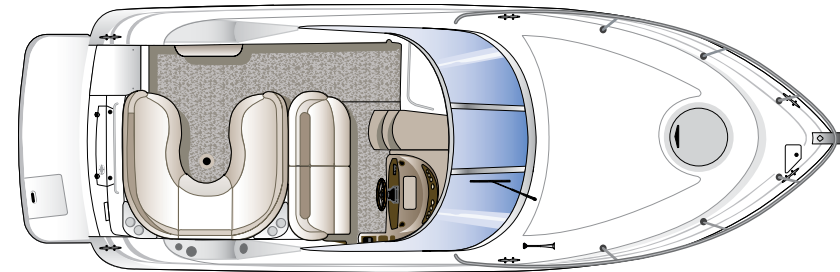


**VOLVO
PENTA**

SPECIFICATIONS

248

LOA	BEAM	DEADRISE	DRAFT DRIVE DOWN	FUEL CAPACITY	APPROX. BOAT & ENGINE WEIGHT
26'2" 7.93 M	8'6" 2.59 M	17°	36" 91 CM	70 GAL 265 L	5,990 TO 6,040 LBS 2,720 TO 2,740 KG



248 FOUR WINNS® VISTA®

A "Sunday afternoon drive" takes on a whole new meaning when you're touring in the 248 Vista. You'll find an ever-changing view while surrounded by fine comforts, including two-tone Aquaflex™ vinyl seats (an optional fill-in cushion makes a great lounge) and plenty of storage. The extended swim platform features a hidden deep reach ladder with wide step pads. Beautiful bezels in polished stainless steel surround the spacious map desk at the helm. With the compass as your guide, why limit yourself to Sundays?



FEATURES 1 Transom walk-thru 2 Cockpit table 3 Aft fill-in cushions 4 Compass 5 Transom storage 6 Helm 7 Two-tone gel coat



Shown in Black Stone interior



1



2


248 FOUR WINNS® VISTA®



Are you game for a little overnight excursion? The 248 Vista is the perfect getaway vehicle, loaded with features that will make cruising all play and no work. Classy fabric upholstery looks equally great in the dinette or V-berth position. The mid-cabin is roomy and enjoys a screened port lite for fresh air. Fine cherry wood tones and solid surface countertops enhance the compact galley, complete with flip-up counter extension, covered sink, an electric burner stove, refrigerator and optional microwave.



3



4

FEATURES 1 Mid cabin 2 Galley with sink, stove, optional microwave and refrigerator 3 Dinette converts to berth 4 Enclosed head with opening port lite windows

378 FOUR WINNS® VISTA® STANDARDS & OPTIONS

LOA
41'3"
12.6 M

BEAM
12'9"
3.89 M

DEADRISE
19°

DRAFT
42"
107 CM

FUEL CAPACITY
300 GAL
1,134 L

MAX. CAPACITY
YACHT

APPROX. BOAT & ENGINE WEIGHT
18,500 TO 21,300 LBS
8,390 TO 9,660 KG

Four Winns Extra Value Features are highlighted in copper throughout the following listings.

STANDARDS

HULL/DECK

- Anchor line locker, w/access lid
- Balsa-cored hull sides and deck
- Bow platform w/anchor roller
- Bow rails, welded one-piece, one-inch stainless steel w/ intermediate lifeline
- C. Raymond Hunt-Design hull
- Cleats, stainless steel (6)
- Deck hatches (3), translucent w/ screen, forward berth has sun shield
- Designators, dome-style
- Dockside Inlets
 - Cable
 - Power
 - Telephone
 - Water
- Drain plug, brass-threaded
- Engine compartment ventilators, color-coordinated
- Fiberglass molded deck toe rail
- Fill caps, stainless steel
 - Fuel
 - Waste
 - Water
- Gel band colors: Red, Navy, Green, Sandstone and Black
- **Gel coat, premium**
- Horn, trumpet, air
- **Light, spot/flood, remote**
- Meets or exceeds applicable USCG regulations
- Navigation lights
- NMMA certification
- Port lites, stainless steel (6)
 - Opening w/screens
- Radar arch, aluminum w/cockpit lights, speakers, wire chase and grab handles
- Rub rail, rigid white vinyl w/stainless steel insert
- **Shower, aft, hot/cold**
- Skid-resistant swim platform, foredeck, walk-around, walk-thru, cockpit floor
- **Stainless steel windshield header**
- Stern assist rail, stainless steel
- **Swim platform, aft, extended**
 - Courtesy lights
 - Ladder, angled, deep-reach, hidden w/wide-step
- Thru-hull fittings, stainless steel

- Transom storage locker
 - Dockline storage
 - Fender storage

- **Trim tabs**
- Walk-thru windshield
- **Windlass w/foot controls/rope/chain/anchor**

COCKPIT

- **Aquaflex™ vinyl**
- Battery management system w/separate engine start and ship's system circuits
- **Beverage holders, stainless steel**
- **Carpet, 40 oz., lay-in**
- Courtesy lights
- **Engine hatch, electric lift**
- Fiberglass liner, self-bailing
- Insulated engine compartment
- Receptacle 110 VAC (220 VAC-int'l)
- Refreshment center
 - **Blender**
 - Countertop, solid surface
 - Ice maker
 - Refrigerator
 - Sink
 - TV cable outlet
- **Seating**
 - **Double-wide adjustable helm w/flip-up bolsters**
 - **Fill-in cushion, aft**
 - **Port lounge**
 - **U-shape stern seating w/pleated backrest**
- Storage
 - Beneath helm seat
 - Beneath port lounge
- **Table w/mount**
- Transom door, walk-thru, acrylic
- **Windshield wipers, port & starboard**

HELM AREA

- **Compass**
- Dash, includes space for electronics
- **Dual eng. electronic binnacle controls**
- Emergency start remote switch
- **Hour meters**
- Instrument panel, burlwood
- Instrumentation, Faria, fog-resistant w/polished stainless steel bezels
 - Fuel gauge
 - Oil pressure
 - Tachometer
 - Temperature gauge
 - Volt meter
- Receptacles - 12 VDC 2 @ helm
- **Steering wheel, tilt, stainless steel w/woodgrain accents**

ENTERTAINMENT

- Amplifier, Clarion®
- CD changer, 6-disc
- Speakers, Clarion® (8)
- Stereo, Clarion® AM/FM/CD player
- **SIRIUS satellite stereo system w/6-month subscription**
- **Stereo remote w/display @helm**
- **Stereo remote w/display @transom**
- **Subwoofer, 10"**
- **TV, flat screen, V-berth**
- **TV, flat screen & DVD player, galley**

CABIN

- **Air conditioning/heater, 16,000 BTU**
- **Cabin door, acrylic w/screen**
- Cabin entry, centered
- Cabin panel, 110 VAC (220 VAC-int'l) 12 VDC
- Carpet, lay-in
- **Central vacuum**
- **CO monitors**
- **Couch (aft) converts to bed**
- Dinette
 - Sectional seating
 - Ottomans, 2, movable
 - Table, adjustable height and size
 - Under seat storage
- Fiberglass floor
- Forward berth
 - Hanging locker, cedar-lined
 - Privacy curtain
 - Raised berth
 - Under berth storage
- Headliner, easy clean
- Interior décor choices
 - Black Stone
 - Natural Shell
 - Nautical Blue
- Lighting
 - Courtesy floor lighting
 - Forward berth, overhead
 - Multi-zone lighting system
 - Salon, overhead
- Receptacles (4) 110 VAC (220 VAC-int'l)/12 VDC
- Speakers, Clarion®
- **Tank level indicators, potable water and waste**
- Telephone jack connection
- **Throw pillows, sham package**
- **V-berth fitted sheets**
- **V-berth inner spring mattress**
- V-berth mirror
- **Wooden blinds**

GALLEY AREA

- Cabinetry
 - Woodgrain
 - Positive latch system
 - Upper and lower, enclosed
- **Coffee maker**
- Countertop, solid surface
 - Sink w/cover/cutting board
 - Generous counter space
- Lighting
 - Under cupboard
- **Microwave, 110 VAC (220 VAC-int'l)**
- Receptacles (2), 110 VAC (220 VAC-int'l)/12 VDC
- Refrigerator (2), dual voltage, 110 VAC 12 VDC (220 VAC - int'l)
- Stove, electric, 2-burner, flushmounted
- Trash receptacle

HEAD & SHOWER AREA

- Deck hatch
- Door, woodgrain, locking
- Fiberglass enclosed stand-up head w/separate shower, w/mirror
- **Head, porcelain, VacuFlush® w/holding tank**
- Lighting, overhead
- Port lite, opening w/screen
- Power ventilation
- Receptacle, 110 VAC (220 VAC-int'l)
- Sink w/solid surface countertop
- Storage
 - Vanity, upper and lower
- Vanity mirror

MID CABIN

- Lighting, overhead
- Privacy curtain
- Storage
 - Beneath seats
 - Beneath steps w/drawers
 - Hanging locker w/adjustable shelves, cedar-lined
- Window, opening w/screen

ENGINE/SYSTEMS/DRIVE

- Batteries (4)
- Battery charger/converter (50 amp)
- Bilge blowers
- Bilge pump, automatic (2)
- Color-coded wiring w/chafe protection
- Fire extinguishing system
- Fresh water cooling
- Gas vapor detector
- Generator 7.3kw @ 110 VAC, 6.5 kw @ 230 VAC
- Generator 8kw @ 110 VAC, w/diesel
- Lighted engine compartment
- Remote oil filters

- Shore power cables
- Shore power galvanic isolators
- Twin aluminum fuel tanks w/fuel selector valves
- Water heater (20 gallon)

CANVAS

- Camper canvas
 - Attaches to radar arch w/track
 - Color choices: Navy, Red, Sandstone, Green, White or Black
- Stainless steel top hardware

CUSTOMER CARE

- **Winning Edge Owner Protection Plan**

OPTIONS

HULL & DECK

- Bow thruster
- Classic color band
- Flexiteek swim platform
- Gelcoat, two tone
- Hard top
- Sunpads, deck, Sunbrella™

COCKPIT

- Aft seat storage box
- Carpet, cockpit, delete
- Flexiteek carpet

HELM AREA

- Navigation Package: Includes Raymarine C80 GPS/Plotter/Depth/Radar w/4kw Radome, VHF-215 and ST6001 Autopilot

ENTERTAINMENT

- Satellite TV system (hard top only)

CABIN & GALLEY

- Freezer, exchange for refrigerator
- Private stateroom

HEAD & SHOWER AREA

- Gray water system w/holding tank
- Head, overboard discharge

ENGINE/SYSTEMS/DRIVE

- Spare shaft w/coupler & propellers

CANVAS

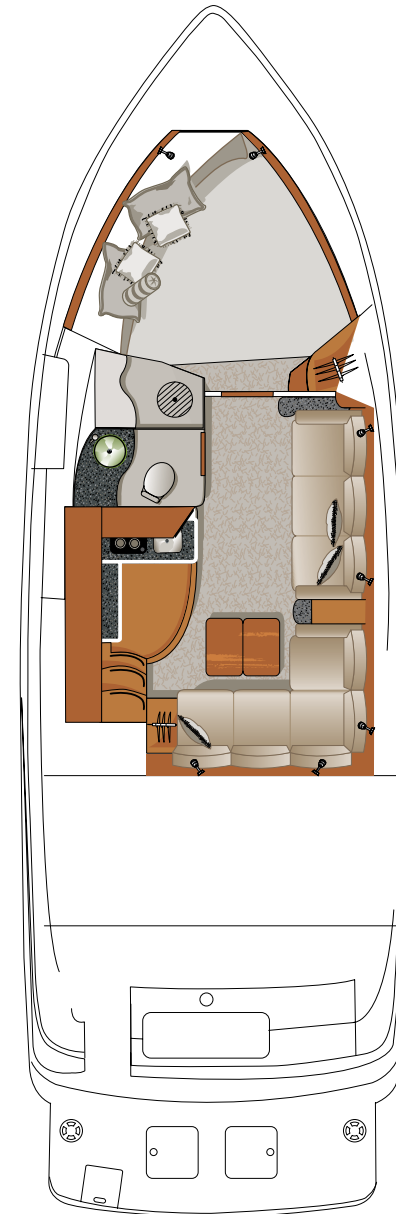
- Cockpit cover

CUSTOMER CARE

- Sea Key system

POWER

- Caterpillar Twin 3126 385 hp
- MerCruiser Twin 8.1S 370 hp
- Volvo-Penta Twin 8.1 Gi 375 hp
- Volvo Penta Twin D6 370 hp (diesel)
- Volvo Penta Twin IPS 400 (diesel)
- Volvo Penta Twin IPS 500 (diesel)



Optional Private Stateroom

Also available in Standard Floor Plan (no forward bulkhead)



348 FOUR WINNS® VISTA® STANDARDS & OPTIONS

LOA
37'0"
11.3 M

BEAM
12'0"
3.66 M

DEADRISE
19°

DRAFT
40"
102 CM

FUEL CAPACITY
230 GAL
871 L

MAX. CAPACITY
YACHT

APPROX. BOAT & ENGINE WEIGHT
14,500 TO 14,800 LBS
6,580 TO 6,710 KG

Four Winns Extra Value Features are highlighted in copper throughout the following listings.

STANDARDS

HULL/DECK

- Anchor line locker, access w/lid
- Balsa-cored hull sides and deck
- Bow anchor roller
- Bow and stern eyes, stainless steel
- Bow rails, welded one-piece, one-inch stainless steel w/intermediate lifeline
- C. Raymond Hunt-Design hull
- Cleats, stainless steel (6)
- Deck hatches (3), translucent w/screen/shade system
- Designators, dome-style
- Dockside inlets
 - Cable TV
 - Dockside power
 - Telephone line
 - Water
- Drain plug, brass-threaded
- Engine compartment ventilators
- Fiberglass molded deck toe rail
- Fill caps, stainless steel
 - Fuel
 - Waste
 - Water
- Gel band colors: Red, Navy, Green, Sandstone, Black
- **Gel coat, premium**
- Horn, dual trumpet
- **Light, spot/flood, remote**
- Meets or exceeds applicable USCG regulations
- Navigation lights
- NMMA certification
- Port lites, stainless steel (6)
 - Opening w/screens (NA galley)
- Radar arch, w/cockpit lights, speakers, wire chase and grab handles
- Rub rail, rigid white vinyl w/stainless steel insert
- **Shower, aft, hot/cold**
- Skid-resistant swim platform, fore-deck, walk-thru, cockpit floor
- Stern assist rail, stainless steel
- **Swim platform, aft, integrated w/hull & deck**
 - Courtesy lights
 - Ladder, angled, deep-reach, hidden w/wide-step
- Thru-hull fittings, stainless steel
- Transom door, walk-thru, acrylic
- Transom storage locker
 - Fender storage
- Transom systems locker

- Dockside power inlet

- **Trim tabs**
- Walk-thru windshield
- **Windlass w/foot controls/rope/chain/anchor**

COCKPIT

- **Aquaflex™ vinyl**
- **Battery management system w/separate engine start and ship's system circuits**
- **Beverage holders, stainless steel**
- **Carpet, 40 oz., snap-in**
- Courtesy lights
- **Engine hatch, electric lift**
- **Fiberglass liner**
- Insulated engine compartment
- **Refreshment center**
 - Countertop, solid surface
 - **Icemaker or refrigerator**
 - Sink
 - **TV cable outlet**
- Seating, cockpit
 - **Double wide helm, electronic adjust, driver**
 - **Driver & passenger's side w/flip-up bolster**
 - **Fill-in cushion, aft**
 - **Port lounge**
 - **U-shape stern seating w/pleated backrest**
- Storage
 - Beneath helm seat
 - Beneath port lounge seat
- **Table w/mount**
- **Windshield wipers, port & starboard**

HELM AREA

- **Compass**
- Dash, includes space for electronics
- **Dual engine electronic binnacle controls (inboard); w/tilt/trim/switch (stern drive)**
- **Hour meters**
- Instrument panel, charcoal
- Instrumentation, Faria, fog-resistant w/polished stainless steel bezels
 - Fuel gauge
 - Oil pressure
 - Tachometer
 - Temperature gauge
 - Volt meter
 - Power trim and tilt (stern drive only)
- Receptacles - 12 VDC 2 @ helm
- **Steering wheel, tilt, stainless steel w/woodgrain accents**

ENTERTAINMENT

- Amplifier, Clarion®
- CD changer, 6-disc

- Speakers, Clarion® (8)
- **Stereo, Clarion® AM/FM/CD player**
- **SIRIUS satellite stereo system w/6-month subscription**
- **Stereo remote w/display @helm**
- **Subwoofer, 10"**
- **TV, flat screen & DVD player, cabin**

CABIN

- **Air conditioning/heater, 12,000 BTU system circuits**
- **Cabin door, acrylic w/screen**
- Cabin entry, centered
- Cabin panel, 110 VAC (220 VAC-int'l) 12 VDC
- Carpet, lay-in
- **CO monitors**
- Dinette
 - Table, adjustable size
 - Under seat storage
- Fiberglass floor
- Forward berth
 - Hanging locker, cedar-lined
 - Privacy curtain
 - Raised island berth
 - Under berth storage
- Headliner, easy clean
- Interior décor choices
 - Black Stone
 - Natural Shell
 - Nautical Blue
- Lighting
 - Courtesy floor lighting
 - Forward berth, overhead
 - Multi-zone lighting system
 - Salon, overhead
- Receptacles (3) 110 VAC (220 VAC-int'l)/12 VDC
- **Tank level indicators, potable water and waste**
- Telephone jack connection
- **Throw pillows, sham package**
- **V-berth fitted sheets**
- V-berth mirror
- **Wooden blinds**

GALLEY AREA

- Cabinetry
 - Woodgrain
 - Positive latch system
 - Upper and lower, enclosed
- **Coffee maker**
- Countertop, solid surface
 - Sink w/cover/cutting board
 - Generous counter space
- Lighting
 - Under cupboard
- **Microwave, 110 VAC (220 VAC-int'l)**

- Receptacles (2), 110 VAC (220 VAC-int'l)/12 VDC
- Refrigerator (2), dual voltage, 110 VAC 12 VDC (220 VAC - int'l)
- Stove, electric, 2-burner, flush-mounted
- Trash receptacle

HEAD & SHOWER AREA

- Door, woodgrain, locking w/mirror
- Fiberglass enclosed stand-up head w/separate shower
- **Head, porcelain, VacuFlush® system w/holding tank**
- Lighting, overhead
- Port lite, opening w/screen
- Power ventilation
- Receptacle, 110 VAC (220 VAC-int'l)
- Sink w/solid surface countertop
- Storage
 - Vanity, upper and lower
- Vanity mirror

MID CABIN

- Lighting, overhead
- Privacy curtain
- Seating converts to berth
- Storage
 - Beneath seats
 - Cabinets, upper, port & starboard
 - Hanging locker, cedar-lined
- Window, opening w/screen

ENGINE/SYSTEMS/DRIVE

- Batteries (3)
- Battery charger/converter (40 amp)
- Bilge blowers
- Bilge pump, automatic (2)
- Color-coded wiring w/chafe protection
- Fire extinguishing system
- Gas vapor detector
- Generator 5kw @ 110 VAC, 4kw @ 230 VAC
- Lighted engine compartment
- Remote oil filters
- Shore power cables
- Shore power galvanic isolators
- Twin aluminum fuel tanks w/fuel selector valves
- Water heater (10.5 gallon)

CANVAS

- Camper canvas
 - Attaches to radar arch w/track
 - Color choices: Navy, Red, Sandstone, Green, White or Black
- Stainless steel top hardware

CUSTOMER CARE

- **Winning Edge Owner Protection Plan**

OPTIONS

HULL & DECK

- Classic color band
- Flexiteek swim platform
- Gelcoat, two tone
- Sunpads, deck
- Windshield header, stainless steel

COCKPIT

- Carpet, cockpit, delete
- Flexiteek cockpit
- Refrigerator, cockpit (exchange for icemaker)

HELM AREA

- Navigation Package I: Includes Raymarine VHF-215, C80 GPS/Plotter/Depth/Radar w/2kw Radome
- Navigation Package II: Includes Navigation I and ST6001 Autopilot (inboard only)

ENTERTAINMENT

- Stereo remote w/display @transom
- TV, flat screen (mid-cabin)

CABIN

- Central vacuum cleaner
- Mattress, inner spring (V-berth)
- Private stateroom

HEAD & SHOWER AREA

- Gray water system w/holding tank
- Head, overboard discharge

ENGINE/SYSTEMS/DRIVE

- Engine flush-out kit (N/A w/Neutra-Salt system)
- Fresh water cooling (Ocean Series only)
- Gas vapor detector
- Neutra-Salt system (N/A with MerCruisers w/fresh water cooling; std. with Ocean Series)
- Spare shaft w/coupler & propellers (inboard only)

CANVAS

- Cockpit canvas

CUSTOMER CARE

- Sea Key system

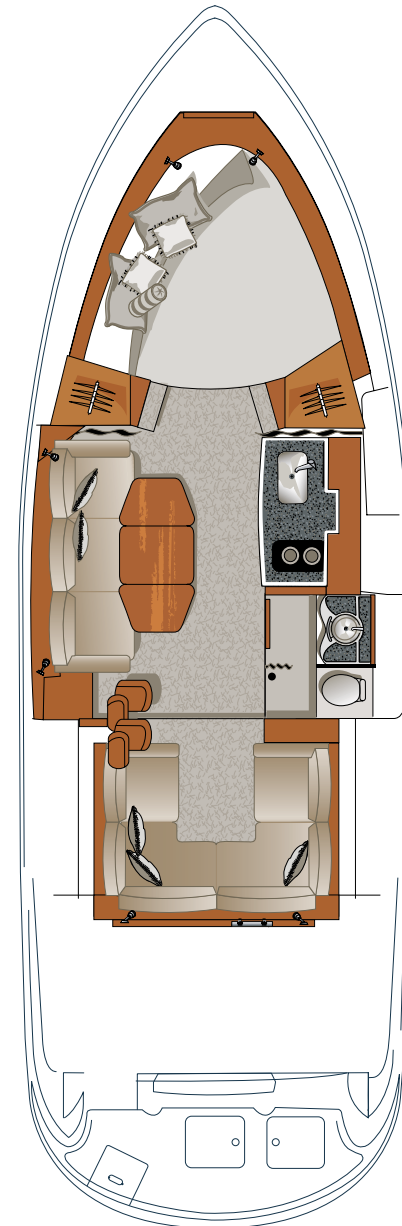
POWER

Inboard

- Volvo Penta Twin 5.7 GXi 320 hp
- MerCruiser Twin MX6.2 320 hp
- Crusader Twin 6.0 MPI 375 hp

Stern Drive

- MerCruiser Twin 350 MPI 300 hp
- MerCruiser Twin 6.2/Bravo III 320 hp
- Volvo Penta Twin 5.7 Gi/DP 280 hp
- Volvo Penta Twin 5.7 OSi/XDP 280 hp
- Volvo Penta Twin 5.7 GXi/DP 320 hp
- Volvo Penta Twin 5.7 OSXi/XDP 320 hp



Standard Cabin Floorplan

Also available with optional private stateroom



328 FOUR WINNS® VISTA® STANDARDS & OPTIONS

LOA
35'1"
10.7 M

BEAM
11'9"
3.58 M

DEADRISE
19°

DRAFT - DRIVE DOWN
39"
99 CM

FUEL CAPACITY
220 GAL
832 L

MAX. CAPACITY
YACHT

APPROX. BOAT & ENGINE WEIGHT
12,500 TO 12,600 LBS
5,670 TO 5,710 KG

Four Winns Extra Value Features are highlighted in copper throughout the following listings.

STANDARDS

HULL/DECK

- Anchor line locker, w/access lid
- Balsa-cored hull sides and deck
- Bow platform w/anchor roller
- Bow and stern eyes, stainless steel
- Bow rails, welded one-piece, one-inch stainless steel w/ intermediate lifeline
- Cleats, stainless steel (6)
- Deck hatches (3), translucent w/screen
- Designators, dome-style
- Dockside Inlets
 - Cable
 - Dockside Power
 - Telephone Line
 - Water
- Drain plug, brass-threaded
- Engine compartment ventilators,
- Fiberglass molded deck toe rail
- Fill caps, stainless steel
 - Fuel
 - Waste
 - Water
- Gel band colors: Red, Navy, Green, Sandstone, Black
- **Gel coat, premium**
- Horn, dual trumpet
- **Light, spot/flood, remote**
- Meets or exceeds applicable USCG regulations
- Navigation lights
- NMMA certification
- Port lites, stainless steel (6)
 - Opening w/screens
- Radar arch w/cockpit lights, speakers, wire chase and grab handles
- Rub rail, rigid white vinyl w/stainless steel insert
- **Shower, aft, hot/cold**
- Skid-resistant swim platform, fore-deck, walk-thru, cockpit floor
- Stabel-Vee® hull
- Stern assist rail, stainless steel
- **Swim platform, aft, extended**
 - Ladder, angled, deep-reach, hidden w/wide-step
- Thru-hull fittings, stainless steel
- Transom storage locker
 - Dockside power access
 - Fender storage
- **Trim tabs**

- Walk-thru windshield
- **Windlass w/foot controls/rope/chain/anchor**
- **COCKPIT**
 - **Aquaflex™ vinyl**
 - Battery management system w/separate engine start and ship's system circuits
 - **Beverage holders, stainless steel**
 - **Carpet, 40 oz., snap-in**
 - **Courtesy lights**
 - **Engine hatch, electric lift**
 - **Fiberglass liner**
 - Insulated engine compartment
 - **Refreshment center**
 - Countertop, solid surface
 - **Icemaker or refrigerator**
 - Sink
 - **Seating, cockpit**
 - **Double wide adjustable helm**
 - **Driver's side w/flip-up bolster**
 - **Fill-in cushion, aft**
 - **Port lounge**
 - **U-shape stern seating w/pleated backrest**
 - Storage
 - Beneath helm seat
 - Beneath port lounge
 - **Table w/mount**
 - Transom door, walk-thru
 - **Windshield wipers, port & starboard**
- **HELM AREA**
 - **Compass**
 - Dash, includes space for electronics
 - Dual engine binnacle controls w/tilt/trim
 - **Hour meters**
 - Instrument panel, burlwood
 - Instrumentation, Faria, fog-resistant w/polished stainless steel bezels
 - Fuel gauge
 - Oil pressure
 - Tachometer
 - Temperature gauge
 - Volt meter
 - Receptacles - 12 VDC 2 @ helm
 - **Steering wheel, tilt, stainless steel w/woodgrain accents**
- **ENTERTAINMENT**
 - Amplifier, Clarion®
 - Speakers, Clarion® (8)
 - **Stereo, Clarion® AM/FM/CD player**
 - **SIRIUS satellite stereo system w/6-month subscription**
 - **Stereo remote w/display @helm**

- **Stereo remote w/display @transom**
- **Subwoofer, 10"**
- **TV, flat screen & DVD player, cabin**
- **CABIN**
 - Air conditioning/heater, 12,000 BTU
 - Cabin door, acrylic w/screen
 - Cabin entry, centered
 - Cabin panel, 110 VAC (220 VAC-int'l) 12 VDC
 - Carpet, lay-in
 - **CO monitors**
 - Dinette
 - Converts to berth
 - Large U-shaped dining area
 - Under seat storage
 - Fiberglass floor
 - Forward berth
 - Hanging locker, cedar-lined
 - Privacy curtain
 - Raised berth
 - Under berth storage
 - Headliner, easy clean
 - Interior décor choices
 - Black Stone
 - Natural Shell
 - Nautical Blue
 - Lighting
 - Courtesy floor lighting
 - Forward berth, overhead
 - Multi-zone lighting system
 - Salon, overhead
 - Receptacles (4) 110 VAC (220 VAC-int'l)/12 VDC
 - **Tank level indicators, potable water and waste**
 - Telephone jack connection
 - **Throw pillows, sham package**
 - **V-berth fitted sheets**
 - V-berth mirror
 - **Wooden blinds**
- **GALLEY AREA**
 - Cabinetry
 - Woodgrain
 - Positive latch system
 - Upper and lower, enclosed
 - **Coffee maker**
 - Countertop, solid surface
 - Sink w/cover/cutting board
 - Generous counter space
 - Lighting
 - Under cupboard
 - **Microwave, 110 VAC (220 VAC-int'l)**
 - Receptacles (2), 110 VAC (220 VAC int'l)/12 VDC
 - Refrigerator, dual voltage, 110 VAC 12 VDC (220 VAC - int'l)

- Stove, electric, 2-burner, flush-mounted
- Trash receptacle
- **HEAD & SHOWER AREA**
 - Door, woodgrain, locking w/mirror
 - Fiberglass enclosed stand-up head
 - **Head, porcelain, VacuFlush system w/holding tank**
 - Lighting, overhead
 - Port lite, opening w/screen
 - Power ventilation
 - Receptacle, 110 VAC (220 VAC-int'l)
 - Sink w/solid surface countertop
 - Storage
 - Vanity, upper and lower
 - Vanity mirror
- **MID CABIN**
 - Lighting, overhead
 - Privacy curtain
 - Storage
 - Hanging locker w/adjustable shelves, cedar-lined
 - Sidewall cabinet
 - Window, opening w/screen
- **ENGINE/SYSTEMS/DRIVE**
 - Batteries (3)
 - Battery charger/converter (30 amp)
 - Bilge blowers
 - Bilge pump, automatic (2)
 - Color-coded wiring w/chafe protection
 - **Fire extinguishing system**
 - **Gas vapor detector**
 - Power trim and tilt
 - Remote oil filters
 - Shore power cables
 - Shore power galvanic isolators
 - Twin aluminum fuel tanks w/fuel selector valves
 - Water heater (10.5 gallon)
- **CANVAS**
 - **Camper canvas**
 - Attaches to radar arch w/track
 - Color choices: Navy, Red, Sandstone, Green, White or Black
 - Stainless steel top hardware
- **CUSTOMER CARE**
 - **Winning Edge Owner Protection Plan**

OPTIONS

HULL & DECK

- Classic color band
- Flexiteek swim platform
- Gelcoat, two tone
- Sunpads, deck
- Windshield header, stainless steel

COCKPIT

- Carpet, cockpit, delete
- Flexiteek carpet
- Refrigerator, cockpit (exchange for icemaker)

HELM AREA

- Navigation Package I: Includes Raymarine VHF-215, C70 GPS/Plotter
- Navigation Package II: Includes Navigation I and radar w/2kw Raydome

ENTERTAINMENT

- CD changer, 6 disc
- Stereo remote w/display @transom

CABIN/GALLEY

- Stove, alcohol/electric
- Mattress, inner spring (V-berth)

HEAD & SHOWER AREA

- Gray water system w/holding tank
- Head, additional 30 gallon holding tank
- Head, overboard discharge

ENGINE/SYSTEMS/DRIVE

- Engine flush-out kit
- NA w/Neutra Salt system
- Fire extinguishing system
- Fresh water cooling (Ocean Series only)
- Gas vapor detector
- Generator w/5kw @110 VAC, 4kw @230VAC
- Neutra-Salt system (NA with MerCruisers w/fresh water cooling; std. with Ocean Series)

CANVAS

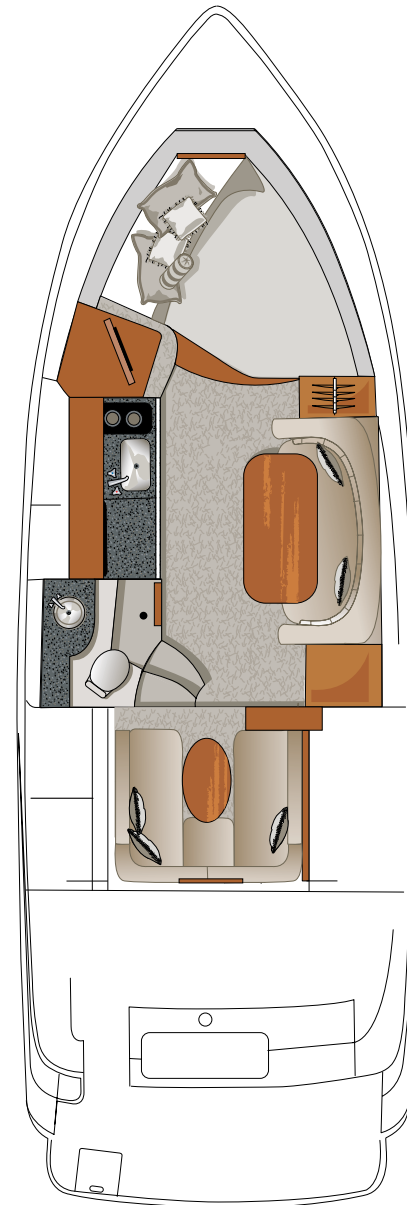
- Cockpit cover

CUSTOMER CARE

- Sea Key system

POWER

- **MerCruiser**
 - Twin 350 MPI/Bravo III 300 hp
 - Twin MX6.2/Bravo III 320 hp
- **Volvo Penta**
 - Twin 5.7 Gi/DP 280 hp
 - Twin 5.7 GXi/DP 320 hp
 - Twin 5.7 OSi/XDP 280 hp
 - Twin 5.7 OSXi/XDP 320 hp



318 FOUR WINNS® VISTA® STANDARDS & OPTIONS

LOA
33'0"
10.1 M

BEAM
10'9"
3.3 M

DEADRISE
19°

DRAFT - DRIVE DOWN
38"
97 CM

FUEL CAPACITY
170 GAL
644 L

MAX. CAPACITY
YACHT

APPROX. BOAT & ENGINE WEIGHT
10,920 TO 11,200 LBS
4,950 TO 5,080 KG

Four Winns Extra Value Features are highlighted in copper throughout the following listings.

STANDARDS

HULL/DECK

- Anchor line locker, access w/lid
- Balsa-cored hull sides and deck
- Bow anchor roller
- Bow and stern eyes, stainless steel
- Bow rails, welded one-piece, one-inch stainless steel w/intermediate lifeline
- Cleats, stainless steel (6)
- Deck hatches (3), translucent w/screen and sun/shade system
- Designators, dome-style
- Dockside inlets
 - Dockside power
 - Telephone line
 - Water
- Drain plug, brass-threaded
- Engine compartment ventilators
- Fiberglass molded deck toe rail
- Fill caps, stainless steel
 - Fuel
 - Waste
 - Water
- Gel band colors: Red, Navy, Green, Sandstone, Black
- **Gel coat, premium**
- Horn, dual trumpet
- Meets or exceeds applicable USCG regulations
- Navigation lights
- NMMA certification
- Port lites, stainless steel (6)
 - Opening w/screens (NA galley)
- Radar arch, w/cockpit lights, speakers, wire chase and grab handles
- Rub rail, rigid white vinyl w/stainless steel insert
- **Shower, aft, hot/cold**
- Skid-resistant swim platform, fore-deck, walk-thru, cockpit floor
- Stern assist rail, stainless steel
- **Swim platform, aft, integrated w/hull & deck**
 - Ladder, angled, deep-reach, hidden w/wide-step pads
- Thru-hull fittings, stainless steel
- Transom storage locker
 - Dock line storage
 - Fender storage
- Transom systems locker
 - Dockside power inlet
- **Trim tabs**
- Walk-thru windshield

COCKPIT

- **Aquaflex™ vinyl**
- Battery management system w/separate engine start and ship's system circuits
- **Beverage holders, stainless steel**
- **Carpet, 40 oz., snap-in**
- Courtesy lights
- **Engine hatch, electric lift**
- **Fiberglass liner**
- Insulated engine compartment
- **Refreshment center**
 - Countertop, solid surface
 - **Icemaker or refrigerator**
 - Sink
- Seating
 - **Double wide adjustable helm**
 - **Fill-in cushion, aft**
 - **Flip-up bolsters**
 - **Port lounge**
 - **U-shape stern seating w/pleated backrest**
- Storage
 - Beneath helm seat
 - Beneath port lounge seat
- **Table w/mount**
- Transom door, walk-thru, acrylic
- **Windshield wipers, port & starboard**

HELM AREA

- **Compass**
- Dash, includes space for GPS & VHF
- Dual engine binnacle controls w/tilt/trim/switches
- **Hour meters**
- Instrument panel, charcoal
- Instrumentation, Faria, fog-resistant w/polished stainless steel bezels
 - Fuel gauge
 - Oil pressure
 - Tachometer
 - Temperature gauge
 - Volt meter
- Receptacle - 12 VDC 2 @ helm
- **Steering wheel, tilt, w/woodgrain accents**

ENTERTAINMENT

- Speakers, Clarion® (4)
- Stereo, Clarion® AM/FM/CD player
- SIRIUS satellite stereo system w/6-month subscription
- Stereo remote w/display @helm
- **TV, flat screen & DVD player, cabin**

CABIN

- **Air conditioning/heater, 10,000 BTU**
- **Cabin door, acrylic w/screen**
- Cabin entry, centered
- Cabin height, 6'2" (6'0" at V-berth)
- Cabin panel, 110 VAC (220 VAC-int'l) 12 VDC
- Carpet, lay-in
- **CO monitors**
- Dinette
 - Converts to berth
 - Large dining area
 - Under seat storage
- Fiberglass liner
- Forward berth
 - Privacy curtain
- Raised berth
 - Under berth storage
- Headliner, easy clean
- Interior décor choices
 - Black Stone
 - Natural Shell
 - Nautical Blue
- Lighting
 - Forward berth, overhead
 - Multi-zone lighting system
 - Salon, overhead
- Receptacles (4) 110 VAC (220 VAC-int'l)/12 VDC
- Telephone jack connection
- **Throw pillows, sham package**
- **V-berth fitted sheets**
- V-berth mirror

GALLEY AREA

- Cabinetry
 - Woodgrain
 - Positive latch system
 - Upper and lower, enclosed
- **Coffee maker**
- Countertop, solid surface
 - Sink w/cover/cutting board
- Lighting
 - Under cupboard
- **Microwave, 110 VAC (220 VAC-int'l)**
- Receptacles (2), 110 VAC (220 VAC-int'l)/12 VDC
- Refrigerator dual voltage, 110 VAC 12 VDC (220 VAC - int'l)
- Stove, electric, 2-burner, flush-mounted
- Trash receptacle

HEAD & SHOWER AREA

- Door, woodgrain, locking w/mirror
- Fiberglass enclosed stand-up head
- **Head, porcelain, VacuFlush system w/holding tank**
- Lighting, overhead
- Port lite, opening w/screen
- Power ventilation
- Receptacle, 110 VAC (220 VAC-int'l)
- Sink w/solid surface countertop
- Storage
 - Vanity, upper and lower
- **Tank level indicators, potable water and waste**
- Vanity mirror

MID CABIN

- Lighting, overhead
- Privacy curtain
- Storage
 - Beneath seats
 - Sidewall cabinet
- U-shape seating converts to berth
- Window, opening w/screen

ENGINE/SYSTEMS/DRIVE

- Batteries (3)
- Battery charger/converter (30 amp)
- Bilge blowers
- Bilge pumps, automatic (2)
- Color-coded wiring w/chafe protection
- **Fire extinguishing system**
- **Gas vapor detector**
- Power trim & tilt
- Props, stainless steel
- Remote oil filters
- Shore power cable
- Shore power galvanic isolator
- Twin fuel tanks w/fuel selector valves
- Water heater (6 gallon)

CANVAS

- Camper canvas
 - Attaches to radar arch w/track
 - Color choices: Navy, Red, Sandstone, Green, White or Black
- Stainless steel top hardware

CUSTOMER CARE

- **Winning Edge Owner Protection Plan**

OPTIONS

HULL & DECK

- Classic color band
- Flexiteek swim platform
- Gelcoat, two tone
- Light spot/flood remote
- Sunpads, deck
- Windlass w/rope, chain and anchor
- Windshield header, stainless steel

COCKPIT

- Carpet, cockpit, delete
- Flexiteek cockpit
- Refrigerator, cockpit (exchange for icemaker)

HELM AREA

- Navigation Package I: Includes Raymarine VHF-215, C80 GPS/Plotter/Depth
- Navigation Package II: Includes Navigation I and radar w/2kw Raydom

ENTERTAINMENT

- CD changer, 6 disc
- Stereo remote w/display @transom
- Stereo upgrade: Includes Clarion® amplifier, 10" subwoofer & tweeters

CABIN/GALLEY

- Mattress, inner spring (V-berth)
- Stove, electric/alcohol

HEAD & SHOWER AREA

- Gray water system w/holding tank
- Head, overboard discharge

ENGINE/SYSTEMS/DRIVE

- Engine flush-out kit (NA w/Neutra-Salt system)
- Fire extinguishing system
- Fresh water cooling (Ocean Series only)
- Gas vapor detector
- Generator, 5kw @110VAC, 4kw @230VAC
- Neutra-Salt system (NA with MerCruisers; std. w/Ocean Series)

CANVAS

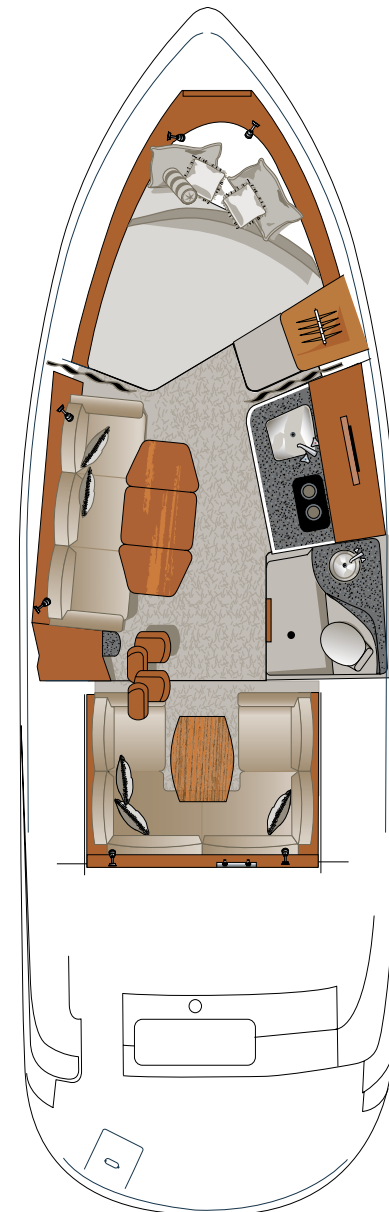
- Cockpit cover

CUSTOMER CARE

- Sea Key system

POWER

- **MerCruiser**
 - Twin 4.3 MPI/Bravo III 220 hp
 - Twin 5.0 MPI/Bravo III 260 hp
 - Twin 350 MPI/Bravo III 300 hp
- **Volvo Penta**
 - Twin 4.3 GXi/DP 225 hp
 - Twin 4.3 OSi/XDP 225 hp
 - Twin 5.0 GXi/DP 270 hp
 - Twin 5.0 OSi/XDP 270 hp
 - Twin 5.7 Gi/DP 280 hp
 - Twin 5.7 OSi/XDP 280 hp



288 FOUR WINNS® VISTA® STANDARDS & OPTIONS

LOA
30'0"
9.15 M

BEAM
9'8"
2.95 M

DEADRISE
18°

DRAFT - DRIVE DOWN
38"
97 CM

FUEL CAPACITY
120 GAL
454 L

MAX. CAPACITY
YACHT

APPROX. BOAT & ENGINE WEIGHT
9,970 TO 10,350 LBS
4,520 TO 4,690 KG

Four Winns Extra Value Features are highlighted in copper throughout the following listings.

STANDARDS

HULL/DECK

- Anchor line locker, access w/lid
- Balsa-cored hull sides and deck
- Bow anchor roller
- Bow and stern eyes, stainless steel
- Bow rails, welded one-piece, one-inch stainless steel
- Cleats, stainless steel (6)
- Deck hatches (3), translucent w/screen
- Designators, dome-style
- Dockside inlets
- Dockside power
- Water
- Drain plug, brass-threaded
- Engine compartment ventilators
- Fill caps, stainless steel
- Fuel
- Waste
- Water
- Gel band colors: Red, Navy, Green, Sandstone, Black
- **Gel coat, premium**
- Horn, dual trumpet
- Meets or exceeds applicable USCG regulations
- Navigation lights
- NMMA certification
- Port lites, stainless steel (4)
- Opening w/screens
- **Radar arch, w/cockpit lights, speakers, wire chase and grab handles**
- **Rub rail, rigid white vinyl w/stainless steel insert**
- **Shower, aft, hot/cold**
- Skid-resistant swim platform, fore-deck, walk-thru, cockpit floor
- Stable-Vee® hull
- Stern assist rail, stainless steel
- **Swim platform, aft, extended w/hull & deck**
- Ladder, angled, deep-reach, hidden w/wide-step pads
- Thru-hull fittings, stainless steel
- Transom storage locker
- Dock line storage
- **Trim tabs**
- Walk-thru windshield

COCKPIT

- **Aquaflex™ vinyl**
- Battery management system w/separate engine start and ship's system circuits
- **Beverage holders, stainless steel**
- **Carpet, 40 oz., snap-in**
- Courtesy lights
- **Engine hatch, electric lift**
- **Fiberglass liner**
- **Refreshment center**
- Beverage holders
- **Countertop, solid surface**
- **Icemaker or refrigerator**
- Sink
- **Trash receptacle**
- Seating
- **Double wide adjustable helm w/flip-up bolsters**
- **U-shape stern seating w/pleated backrest**
- Storage
- Beneath helm seat
- Beneath port lounge seat
- Water
- **Table w/mount**
- **Windshield wipers, port & starboard**

HELM AREA

- **Compass**
- Dash, includes space for GPS & VHF
- **Depth sounder w/shallow water alarm**
- Dual engine binnacle controls w/tilt/trim/switches
- **Hour meters**
- Instrument panel, burlwood
- Instrumentation, Faria, fog-resistant w/polished stainless steel bezels
- Fuel gauge
- Oil pressure
- Speedometer
- Tachometer
- Temperature gauge
- Trim gauge
- Volt meter
- Receptacle - 12 VDC @helm
- **Steering wheel, tilt, w/woodgrain accents**

ENTERTAINMENT

- Speakers, Clarion® (4)
- **Stereo, Clarion® AM/FM/CD player**
- **SIRIUS satellite stereo system w/6-month subscription**
- **Stereo remote w/display @helm**
- **TV, flat screen & DVD player, cabin**

CABIN

- **Cabin door, acrylic w/screen**
- Cabin entry, centered
- Cabin height, 6'4"
- Cabin panel, 110 VAC (220 VAC-int'l)
- Carpet, lay-in
- **CO monitors**
- Dinette
- Converts to berth
- Large U-shaped dining area
- Under seat storage
- Fiberglass liner
- Forward berth
- Converts to dinette
- Raised berth
- Under berth storage
- Headliner, easy clean
- Interior décor choices
- Black Stone
- Natural Shell
- Nautical Blue
- Lighting
- Forward berth, overhead
- Multi-zone lighting system
- Salon, overhead
- Receptacle 110 VAC (220 VAC-int'l) 12 VDC
- **Throw pillows, sham package**
- V-berth mirror

GALLEY AREA

- Cabinetry
- Woodgrain
- Positive latch system
- Upper and lower, enclosed
- Countertop, polished granite look
- Sink w/cover/cutting board
- Generous counter space
- Lighting
- Under cupboard
- **Microwave, 110 VAC (220 VAC-int'l)**
- Receptacles 110 VAC (220 VAC-int'l) 12 VDC
- Refrigerator dual voltage, 110 VAC 12 VDC (220 VAC-int'l)
- Stove, electric, 1-burner, flush-mounted
- Trash receptacle

HEAD & SHOWER AREA

- Door, woodgrain, locking w/mirror
- Fiberglass enclosed stand-up head
- **Head, porcelain, w/holding tank**
- Lighting, overhead
- Medicine storage area
- Port lite, opening w/screen
- Power ventilation
- Receptacle, 110 VAC (220 VAC-int'l)
- Sink w/solid surface countertop
- Towel rack
- Vanity mirror

MID CABIN

- Berth access, wide opening
- Privacy curtain
- Storage
- Hanging locker, cedar-lined
- Overhead
- Sidewall cabinet
- Window, opening w/screen

ENGINE/SYSTEMS/DRIVE

- Batteries (3)
- Battery charger/converter (20 amp)
- Bilge blower
- Bilge pump, automatic (2)
- Color-coded wiring w/chafe protection
- Power trim & tilt
- Remote oil filters
- Shore power cable
- Shore power galvanic isolator
- Twin fuel tanks w/selector valves
- Water heater (6 gallon)

CANVAS

- **Camper canvas**
- Attaches to radar arch w/track
- **Color choices: Navy, Red, Sandstone, Green, White or Black**
- Stainless steel top hardware

CUSTOMER CARE

- **Winning Edge Owner Protection Plan**

OPTIONS

HULL & DECK

- Classic color band
- Flexiteek swim platform
- Light spot/flood remote
- Sunpads, deck
- Windlass w/rope, chain and anchor
- Windshield header, stainless steel
- Windshield wiper, port

COCKPIT

- Carpet, cockpit, delete
- Cushion, aft, fill-in

HELM AREA

- Navigation Package : Includes Raymarine VHF-215, RC435 GPS/Plotter
- VHF Radio

ENTERTAINMENT

- CD changer, 6 disc
- Stereo remote w/display @transom
- Stereo upgrade: Includes Clarion® amplifier, 10" subwoofer & tweeters

CABIN/GALLEY

- Air conditioning/heating 10,000 BTU
- Stove, electric/alcohol

HEAD & SHOWER AREA

- Gray water system w/holding tank
- Head, overboard discharge
- Head, VacuFlush
- Tank level indicators

ENGINE/SYSTEMS/DRIVE

- Engine flush-out kit (NA w/Neutra-Salt system)
- Fire extinguishing system
- Fresh water cooling (Ocean Series only)
- Gas vapor detector
- Generator, 5kw @110VAC, 4kw @230VAC; 4kw @230VAC (NA w/gray water system)
- Neutra-Salt system (NA with Mer-Cruisers; std. w/Ocean Series)

CANVAS

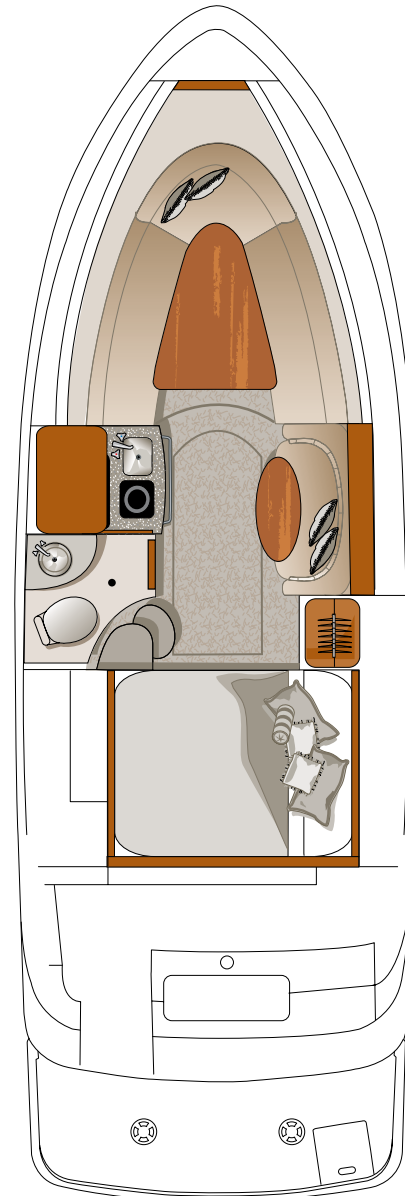
- Cockpit cover

CUSTOMER CARE

- Sea Key system

POWER

- **MerCruiser**
- Twin 4.3 MPI/Bravo III 220 hp
- Twin 5.0 MPI/Bravo III 260 hp
- **Volvo Penta**
- Twin 4.3 GXi/DP 225 hp
- Twin 4.3 OSi/XDP 225 hp
- Twin 5.0 GXi/SX 270 hp
- Twin 5.0 GXi/DP 270 hp
- Twin 5.0 OSi/XDP 270 hp



278 FOUR WINNS® VISTA® STANDARDS & OPTIONS

LOA	BEAM	DEADRISE	DRAFT – DRIVE DOWN	FUEL CAPACITY	MAX. CAPACITY	APPROX. BOAT & ENGINE WEIGHT	TRAILER WEIGHT (opt)
28'4"	8'6"	17°	39"	85 GAL 321 L	YACHT	6,880 TO 7,100 LBS 3,120 TO 3,220 KG	1,741 LBS 790 KG

Four Winns Extra Value Features are highlighted in **copper** throughout the following listings.

STANDARDS

HULL/DECK

- Anchor line locker, access w/lid
- Balsa-cored hull sides and deck
- Bow anchor roller
- Bow and stern eyes, stainless steel
- Bow rails, welded one-piece, one-inch stainless steel
- Cleats, stainless steel (6)
- Deck hatch (1), translucent w/screen
- Designators, dome-style
- Dockside inlets
 - Dockside power
 - Water
- Drain plug, brass-threaded
- Engine compartment ventilators
- Fill caps, stainless steel
 - Fuel
 - Water
- Gel band colors: Red, Navy, Green, Sandstone, Black
- **Gel coat, premium**
- Horn, concealed
- Meets or exceeds applicable USCG regulations
- Navigation lights
- NMMA certification
- Port lites, stainless steel (4)
 - Opening w/screens
- **Rub rail, rigid white vinyl w/stainless steel insert**
- Skid-resistant swim platform, fore-deck, walk-thru, cockpit floor
- Stable-Vee® hull
- Stern assist rail, stainless steel
- **Swim platform, aft, integrated w/hull & deck**
 - **Ladder, angled, deep-reach, hidden w/wide-step pads**
- Thru-hull fittings, stainless steel
- Transom storage locker
 - Dock line storage
- **Trim tabs**
- Walk-thru windshield
- Windshield wiper, starboard

COCKPIT

- **Aquaflex™ vinyl**
- Battery management system w/separate engine start and ship's system circuits
- **Beverage holders, stainless steel**
- **Carpet, 40 oz., snap-in**
- Courtesy lights
- **Engine hatch, electric lift**
- **Fiberglass liner**
- Insulated engine compartment
- **Refreshment center**
 - **Cooler, removable, 36-qt.**
 - **Sink w/pressurized water**
- **Seating**
 - **Double wide adjustable helm w/flip-up bolsters**
 - **U-shape stern seating w/pleated backrest**
- Storage
 - Beneath helm seat
- **Table w/mount**

HELM AREA

- **Compass**
- Dash, includes space for GPS & VHF
- **Depth sounder w/shallow water alarm**
- Instrument panel, charcoal
- Instrumentation, Faria, fog-resistant w/polished stainless steel bezels
 - Fuel gauge
 - Oil pressure
 - Speedometer
 - **Tachometer w/hour meter**
 - Temperature gauge
 - Trim gauge
 - Volt meter
- Receptacle - 12 VDC @helm
- Single lever control w/tilt/trim switch
- **Steering wheel, tilt**

ENTERTAINMENT

- Speakers, Clarion® (4)
- **Stereo, Clarion® AM/FM/CD player**
- **SIRIUS satellite stereo system w/6-month subscription**
- **Stereo remote w/display @helm**

CABIN

- **Cabin door, acrylic w/screen**
- Cabin entry, centered
- Cabin panel, 110 VAC (220 VAC-int'l)
- Carpet, lay-in
- **CO monitors**
- Convertible forward berth/dinette
 - Large U-shaped dining area
 - Under seat storage
- Fiberglass liner
- Headliner, easy clean
- Interior décor choices
 - Black Stone
 - Natural Shell
 - Nautical Blue
- Lighting
 - Forward berth, overhead
 - Multi-zone lighting system
- Receptacle 110 VAC (220 VAC-int'l) 12 VDC
- V-berth mirror

GALLEY AREA

- Cabinetry
 - Woodgrain
 - Positive latch system
 - Upper and lower, enclosed
- Countertop, polished granite-look
 - Sink w/cover/cutting board
 - Generous counter space
- Lighting
 - Under cupboard
- **Microwave, 110 VAC (220 VAC-int'l)**
- Receptacles (2) 110 VAC (220 VAC-int'l) 12 VDC
- Refrigerator dual voltage, 110 VAC 12 VDC (220 VAC - int'l)
- Trash receptacle

HEAD & SHOWER AREA

- Door, woodgrain, locking w/mirror
- Fiberglass enclosed stand-up head
- **Head, porcelain, w/holding tank**
- Lighting, overhead
- Medicine storage area
- Port lite, opening w/screen
- Power ventilation
- Receptacle, 110 VAC (220 VAC-int'l)
- Shower w/sump pump
- Sink
- Towel rack
- Vanity mirror

MID CABIN

- Berth access, wide opening
- Privacy curtain
- Storage
 - Hanging locker
 - Overhead
 - Sidewall cabinet
- Window, opening w/screen

ENGINE/SYSTEMS/DRIVE

- Batteries (2)
- Battery charger/converter (20 amp)
- Bilge blower
- Bilge pump, automatic (2)
- Color-coded wiring w/chafe protection
- Potable water, 21 gal.
- Power trim & tilt
- Remote oil filters
- Shore power cable
- Shore power galvanic isolator
- Water heater (6 gallon)

CANVAS

- **Camper canvas**
 - **Attaches to optional radar arch**
 - **Color choices: Navy, Red, Sandstone, Green, White or Black**
- Stainless steel top hardware

CUSTOMER CARE

- **Winning Edge Owner Protection Plan**

OPTIONS

HULL & DECK

- Classic color band
- Flexiteek swim platform
- Light spot/flood remote
- Radar arch
- Sunpads, deck
- Windlass w/rope, chain and anchor

COCKPIT

- Carpet, cockpit, delete
- Cushion, aft, fill-in

HELM AREA

- Navigation Package : Includes Raymarine VHF-48, RC435 GPS/Plotter
- Steering wheel, woodgrain/sandstone
- VHF radio

ENTERTAINMENT

- CD changer, 6 disc
- Stereo remote w/display @transom
- Stereo upgrade: Includes Clarion® amplifier, 10" subwoofer & tweeters
- TV, flat screen and DVD player, cabin

CABIN/GALLEY

- Air conditioning/heating 5,000 BTU
- Pillow package
- Stove, electric/alcohol

HEAD & SHOWER AREA

- Gray water system w/holding tank
- Head, overboard discharge
- Head, VacuFlush
- Tank level indicators

ENGINE/SYSTEMS/DRIVE

- Engine flush-out kit (NA w/Neutra-Salt system)
- Fire extinguishing system
- Fresh water cooling (Ocean Series only)
- Gas vapor detector
- Generator - Includes air conditioning; 5kw @110VAC, 4kw @230VAC (NA w/gray water system)
- Neutra-Salt system (NA with MerCruisers; std. w/Ocean Series)

CANVAS

- Cockpit cover
- Cockpit cover w/arch

TRAILER

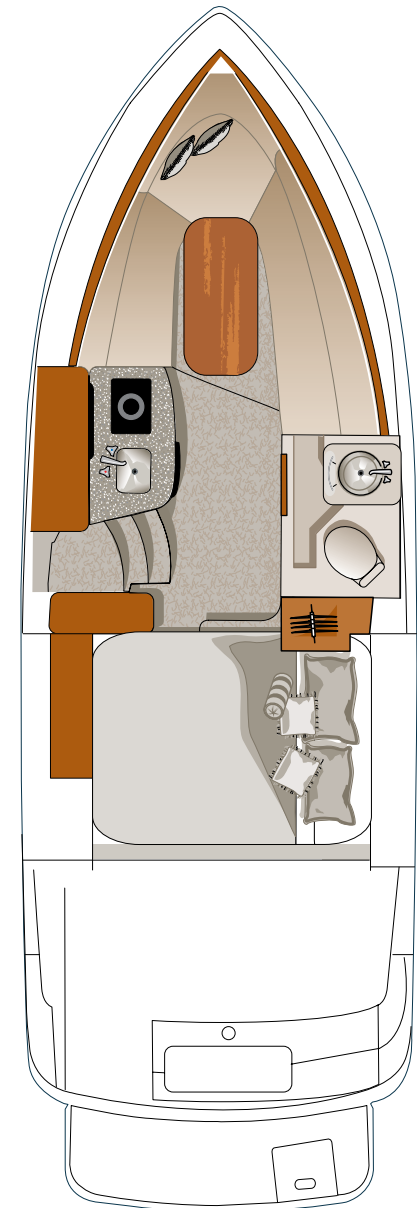
- Tandem axle trailer w/1 axle brake
 - Die cut logo in fender (painted only)
- Brakes, tandem
- Galvanized trailer w/GatorHyde
- Rugged duty towing package includes heavy duty tires and electric brakes
- Spare tire and wheel
- Spare tire and wheel - aluminum or galvanized
- Wheel, aluminum

CUSTOMER CARE

- Sea Key system

POWER

- **MerCruiser**
 - 350 MPI/Bravo III 300 hp
 - MX 6.2/Bravo III 320 hp
- **Volvo Penta**
 - 5.7 Gi/DP 280 hp
 - 5.7 OSi/XDP 280 hp
 - 5.7 GXi/DP 320 hp
 - 5.7 OSXi/XDP 320 hp
 - 8.1 Gi/DP 375 hp
 - 8.1 OSi/XDP 375 hp



258 FOUR WINNS® VISTA® STANDARDS & OPTIONS

LOA	BEAM	DEADRISE	DRAFT – DRIVE DOWN	FUEL CAPACITY	MAX. CAPACITY	APPROX. BOAT & ENGINE WEIGHT	TRAILER WEIGHT (opt)
26'0"	8'6"	17°	36"	70 GAL	YACHT	6,070 TO 6,120 LBS	1,481 LBS
7.93 M	2.59 M		91 CM	265 L		2,750 TO 2,780 KG	672 KG

Four Winns Extra Value Features are highlighted in copper throughout the following listings.

STANDARDS

HULL/DECK

- Anchor line locker, access w/lid
- Balsa-cored hull sides and deck
- Bow anchor roller
- Bow and stern eyes, stainless steel
- Bow rails, welded one-piece, one-inch stainless steel
- Cleats, stainless steel (6)
- Deck hatch (1), translucent w/screen
- Designators, dome-style
- Dockside inlet
 - Water
- Drain plug, brass-threaded
- Engine compartment ventilators
- Fill caps, stainless steel
 - Fuel
 - Water
- Gel band colors: Red, Navy, Green, Sandstone, Black
- **Gel coat, premium**
- Horn, concealed
- Meets or exceeds applicable USCG regulations
- Navigation lights
- NMMA certification
- Port lites, stainless steel (4)
 - Opening w/screens
- **Rub rail, rigid white vinyl w/stainless steel insert**
- **Shower, aft, hot & cold**
- Skid-resistant swim platform, fore-deck, walk-thru, cockpit floor
- Stable-Vee® hull
- Stern assist rail, stainless steel
- **Swim platform, aft, integrated w/hull & deck**
 - Ladder, angled, deep-reach, hidden w/wide-step pads
- Thru-hull fittings, stainless steel
- **Trim tabs**
- Walk-thru windshield

COCKPIT

- **Aquaflex™ vinyl**
- Battery switch, dual
- **Beverage holders, stainless steel**
- **Carpet, 40 oz., snap-in**
- Courtesy lights
- **Engine hatch, electric lift**
- **Fiberglass liner**
- Insulated engine compartment
- **Refreshment center**
 - **Cooler, removable, 36-qt.**
 - **Countertop, solid surface**
 - **Sink w/pressurized water**
- **Seating**
 - **Double wide adjustable helm w/flip-up bolsters**
 - **Mediterranean SunSport, opposing stern seats convert to a large sun lounge w/reclining seat back**
- Storage
 - Beneath helm seat
 - Sidewall
- **Table w/mount**
- Transom door, walk-thru

HELM AREA

- **Compass**
- Dash, includes space for GPS & VHF
- **Depth sounder w/shallow water alarm**
- Instrument panel, burlwood
- Instrumentation, Faria, fog-resistant w/polished stainless steel bezels
 - Fuel gauge
 - Oil pressure
 - Speedometer
 - **Tachometer w/hour meter**
 - Temperature gauge
 - Trim gauge
 - Volt meter
- Receptacles - 12 VDC 2 @helm
- Single lever control w/tilt/trim switch
- **Steering wheel, tilt**

ENTERTAINMENT

- Speakers, Clarion® (4)
- **Stereo, Clarion® AM/FM/CD player**
- **SIRIUS satellite stereo system w/6-month subscription**
- **Stereo remote w/display @helm**

CABIN

- **Cabin door, acrylic w/screen**
- Cabin entry, port
- Cabin panel, 110 VAC (220 VAC-int'l)
- Carpet, lay-in
- **CO monitors**
- Convertible forward berth/dinette
 - Large U-shaped dining area
 - Under seat storage
- Fiberglass floor
- Headliner, easy clean
- Interior décor choices
 - Black Stone
 - Natural Shell
 - Nautical Blue
- Lighting
 - Forward berth, overhead
 - Multi-zone lighting system
- Receptacle 110 VAC (220 VAC-int'l) 12 VDC
- V-berth mirror

GALLEY AREA

- Cabinetry
 - Woodgrain
 - Positive latch system
 - Upper and lower, enclosed
- Countertop, polished granite-look
- Sink w/cover/cutting board
- Lighting
 - Under cupboard
- **Microwave, 110 VAC (220 VAC-int'l)**
- Receptacles (2) 110 VAC (220 VAC-int'l) 12 VDC
- Refrigerator dual voltage, 110 VAC 12 VDC (220 VAC - int'l)
- Stove, electric, 1-burner, flush mount
- Trash receptacle

HEAD & SHOWER AREA

- Door, woodgrain, locking w/mirror
- Fiberglass enclosed head
- **Head, porcelain, w/holding tank**
- Lighting, overhead
- Medicine storage area
- Port lite, opening w/screen
- Power ventilation
- Receptacle, 110 VAC (220 VAC-int'l)
- Sink and vanity
- Towel rack
- Vanity mirror

MID CABIN

- Berth access, wide opening
- Privacy curtain
- Storage
 - Hanging locker
 - Sidewall cabinet
- Window, opening w/screen

ENGINE/SYSTEMS/DRIVE

- Batteries (2)
- Battery charger/converter (20 amp)
- Bilge blower
- Bilge pump, automatic (2)
- Color-coded wiring w/chafe protection
- Dockside power
- Hot water system
- Potable water, 16 gal.
- Power trim & tilt
- Remote oil filter
- Shore power cable
- Water heater (6 gallon)

CANVAS

- **Camper canvas**
 - **Color choices: Navy, Red, Sandstone, Green, White or Black**
- Stainless steel top hardware

CUSTOMER CARE

- **Winning Edge Owner Protection Plan**

OPTIONS

HULL & DECK

- Anchor w/rope & chain
- Classic color band
- Flexiteek swim platform
- Light spot/flood remote
- Sunpads, deck
- Windshield wiper, starboard

COCKPIT

- Carpet, cockpit, delete
- U-shape stern seating

HELM AREA

- Navigation Package : Includes Raymarine VHF-48, RC435 GPS/Plotter
- Steering wheel, woodgrain/sandstone
- VHF radio

ENTERTAINMENT

- CD changer, 6 disc
- Stereo remote w/display @transom
- Stereo upgrade: Includes Clarion® amplifier, 10" subwoofer & tweeters
- TV, flat screen and DVD player, cabin

CABIN

- Air conditioning/heating 5,000 BTU
- Pillow package

HEAD & SHOWER AREA

- Gray water system w/holding tank
- Head, overboard discharge w/holding tank
- Head, VacuFlush
- Head, porcelain w/fresh water system
- Tank level indicators

ENGINE/SYSTEMS/DRIVE

- Engine flush-out kit (NA w/Neutra-Salt system)
- Fire extinguishing system
- Fresh water cooling (Ocean Series only)
- Gas vapor detector
- Generator
 - 3kw @110VAC, 4kw @230VAC
- Neutra-Salt system (NA with MerCruisers, std w/Ocean Series)

CANVAS

- Cockpit cover

TRAILER

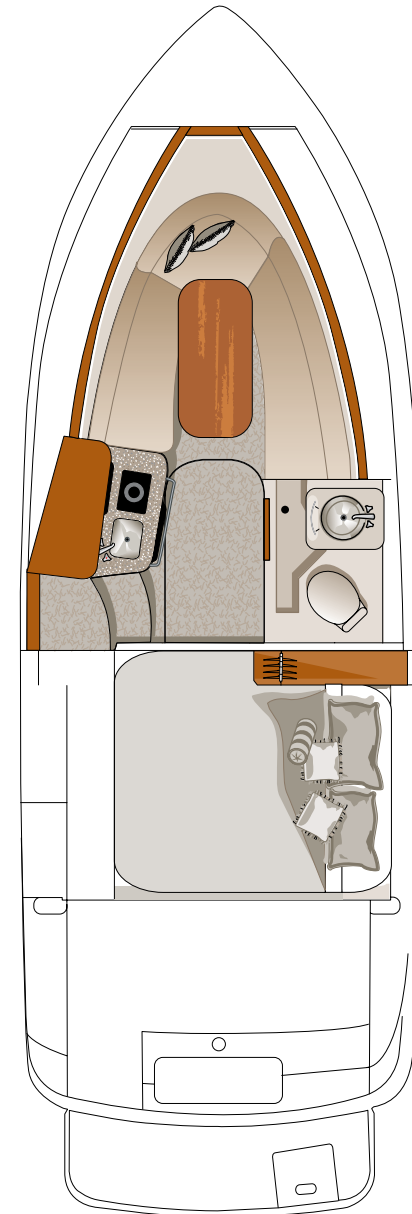
- Tandem axle trailer w/1 axle brake
 - Die cut logo in fender (painted only)
- Brakes, tandem
- Galvanized trailer w/GatorHyde
- Rugged duty towing package includes heavy duty tires and electric brakes
- Spare tire and wheel
- Spare tire and wheel - aluminum or galvanized
- Wheel, aluminum

CUSTOMER CARE

- Sea Key system

POWER

- **MerCruiser**
 - 5.0 MPI/Bravo III 260 hp
 - 350 MPI/Bravo III 300 hp
 - MX 6.2/Bravo III 320 hp
- **Volvo Penta**
 - 5.0 GXi/DP 270 hp
 - 5.0 OSi/XDP 270 hp
 - 5.7 Gi/DP 280 hp
 - 5.7 OSi/XDP 280 hp
 - 5.7 GXi/DP 320 hp
 - 5.7 OSi/XDP 320 hp



248 FOUR WINNS® VISTA® STANDARDS & OPTIONS

LOA
26'2"
7.93 M

BEAM
8'6"
2.59 M

DEADRISE
17°

DRAFT – DRIVE DOWN
36"
91 CM

FUEL CAPACITY
70 GAL
265 L

MAX. CAPACITY
YACHT

APPROX. BOAT & ENGINE WEIGHT
5,990 TO 6,040 LBS
2,720 TO 2,740 KG

TRAILER WEIGHT (opt)
1,481 LBS
672 KG

Four Winns Extra Value Features are highlighted in copper throughout the following listings.

STANDARDS

HULL/DECK

- Anchor line locker, access w/lid
- Balsa-cored hull sides and deck
- Bow anchor roller
- Bow and stern eyes, stainless steel
- Bow rails, welded one-piece, one-inch stainless steel
- Cleats, stainless steel (6)
- Deck hatch (1), translucent w/screen
- Designators, dome-style
- Drain plug, brass-threaded
- Engine compartment ventilators color-coordinated
- Fill caps, stainless steel
 - Fuel
 - Water
- Gel band colors: Red, Navy, Green, Sandstone, Black
- Gel coat, premium
- Horn, trumpet
- Meets or exceeds applicable USCG regulations
- Navigation lights
- NMMA certification
- Port lites, stainless steel (4)
 - Opening w/screens
- Rub rail, rigid white vinyl w/stainless steel insert
- Shower, aft, hot & cold
- Skid-resistant swim platform, fore-deck, walk-thru, cockpit floor
- Stable-Vee® hull
- Stern assist rail, stainless steel
- Swim platform, aft, extended w/hull & deck
 - Ladder, angled, deep-reach, hidden w/wide-step pads
- Thru-hull fittings, stainless steel
- Trim tabs
- Walk-thru windshield

COCKPIT

- Aquaflex™ vinyl
- Beverage holders, stainless steel
- Carpet, 40 oz., snap-in
- Cooler, removable, 36-qt.
- Courtesy lights
- Dual batteries w/switch
- Engine compartment hatch
- Fiberglass liner
- Seating
 - Double wide adjustable helm w/flip-up bolsters
 - U-shape stern seating w/pleated backrest
- Storage
 - Beneath helm seat
 - Sidewall
- Table w/mount
- Transom door, walk-thru

HELM AREA

- Compass
- Dash, includes space for GPS & VHF
- Depth sounder w/shallow water alarm
- Hour meter
- Instrument panel, burlwood
- Instrumentation, Faria, fog-resistant w/polished stainless steel bezels
 - Fuel gauge
 - Oil pressure
 - Speedometer
 - Tachometer
 - Temperature gauge
 - Trim gauge
 - Volt meter
- Receptacle - 12VDC @helm
- Single lever control w/tilt/trim switch
- Steering wheel, tilt w/woodgrain accents

ENTERTAINMENT

- Speakers, Clarion® (4)
- Stereo, Clarion® AM/FM/CD player
- SIRIUS satellite stereo system w/6-month subscription
- Stereo remote w/display @helm

CABIN

- Cabin door, acrylic w/screen
- Cabin entry, port
- Cabin panel, 110 VAC (220 VAC-int'l)
- Carpet, lay-in
- CO monitors
- Convertible forward berth/dinette
 - Large U-shaped dining area
 - Under seat storage
- Fiberglass floor
- Headliner, easy clean
- Interior décor choices
 - Black Stone
 - Natural Shell
 - Nautical Blue
- Lighting
 - 12VDC overhead lighting
- V-berth mirror

GALLEY AREA

- Cabinetry
 - Woodgrain
 - Positive latch system
 - Upper and lower, enclosed
- Countertop, polished granite-look
- Sink w/cover/cutting board
 - Generous counter space
- Lighting
 - Under cupboard
- Receptacle 110 VAC (220 VAC int'l) 12 VDC
- Refrigerator dual voltage, 110 VAC 12 VDC (220 VAC - int'l)
- Stove, electric, 1-burner, flush mount
- Trash receptacle

HEAD & SHOWER AREA

- Door, woodgrain, locking w/mirror
- Fiberglass enclosed head
- Head, porcelain, w/holding tank
- Lighting, overhead
- Medicine storage area
- Port lite, opening w/screen
- Sink and vanity
- Towel rack
- Vanity mirror

MID CABIN

- Berth access, wide opening
- Lighting, directional, wall-mounted
- Privacy curtain
- Storage
 - Hanging locker
- Window, opening w/screen

ENGINE/SYSTEMS/DRIVE

- Batteries (2)
- Battery charger/converter (20 amp)
- Bilge blower
- Bilge pump, automatic (2)
- Color-coded wiring w/chafe protection
- Dockside power
- Hot water system
- Insulated engine compartment
- Power trim & tilt
- Remote oil filter
- Shore power cable
- Water heater (6 gallon)

CANVAS

- Camper canvas
 - Color choices: Navy, Red, Sandstone, Green, White or Black
- Stainless steel top hardware

CUSTOMER CARE

- Winning Edge Owner Protection Plan

OPTIONS

HULL & DECK

- Anchor w/rope & chain
- Classic color band
- Flexiteek swim platform
- Light spot/flood remote
- Sunpads, deck
- Windshield wiper, starboard

COCKPIT

- Carpet, cockpit, delete
- Cushion, aft fill-in

HELM AREA

- Steering wheel, woodgrain/sandstone
- VHF radio

ENTERTAINMENT

- CD changer, 6 disc
- Stereo remote w/display @transom
- TV, flat screen and DVD player, cabin

CABIN

- Air conditioning/heating 5,000 BTU
- Pillow package

GALLEY AREA

- Microwave oven

HEAD & SHOWER AREA

- Gray water system w/holding tank
- Head, overboard discharge
- Head, VacuFlush
- Head, porcelain w/fresh water system
- Tank level indicators

ENGINE/SYSTEMS/DRIVE

- Engine flush-out kit (NA w/Neutra-Salt system)
- Fire extinguishing system
- Fresh water cooling (Ocean Series only)
- Gas vapor detector
- Neutra-Salt system (NA with MerCruisers; std. w/Ocean Series)

CANVAS

- Cockpit cover

TRAILER

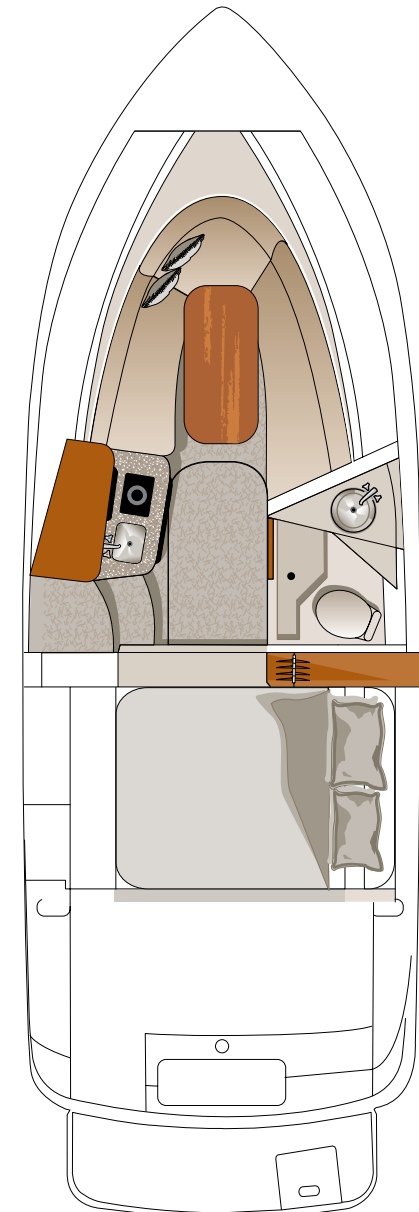
- Tandem axle trailer w/1 axle brake
 - Die cut logo in fender (painted only)
- Brakes, tandem
- Galvanized trailer w/GatorHyde
- Rugged duty towing package includes heavy duty tires and electric brakes
- Spare tire and wheel
- Spare tire and wheel - aluminum or galvanized
- Wheel, aluminum



CUSTOMER CARE

- Sea Key system

POWER

- MerCruiser
 - 5.0 MPI/Bravo III 260 hp
 - 350 MPI/Bravo III 300 hp
 - MX 6.2/Bravo III 320 hp
- Volvo Penta
 - 5.0 GXi/DP 270 hp
 - 5.0 OSi/XDP 270 hp
 - 5.7 Gi/DP 280 hp
 - 5.7 OSi/XDP 280 hp
 - 5.7 GXi/DP 320 hp
 - 5.7 OSi/XDP 320 hp





OPTIONS

- 1 Stainless steel windshield header 2 SeaKey telematics system 3 Flexiteek swim platform 4 Sunbrella deck sunpads 5 Classic Color Band (CCB) 6 Flat screen TV/DVD player
7 Hard top 8 Deck sunpads 9 Flexiteek cockpit sole 10 Aft fill-in cushions 11 Spot/floodlight, remote 12 Navigation Package (varies by model) 13 Bow thruster
14 Windlass with rope/chain anchor 15 Stereo remote at transom

CANVAS

The right canvas not only protects your boating investment, it helps you make the most of your time on the water. That's why Four Winns includes a Camper Canvas system – standard – on every Vista® model. For additional canvas options, see your Dealer.



CAMPER CANVAS
(SHOWN IN WHITE)



ZIP-TO-ARCH CANVAS

Finally, an easy on the fingers and easy on the eye, zip- to-arch camper canvas is standard on arch-equipped Vista models. Makes canvas assembly quicker and easier.



CAMPER CANVAS




BIMINI TOP



COCKPIT COVER

TRAILERS

The Four Winns 248, 258 and 278 Vista models are trailerable without special permits. For these models, Four Winns offers its reliable Sure-Load™ trailer. It's loaded with standard features too numerous to list; for details, visit www.fourwinns.com.



WINGEAR



Outfit yourself for the cruise in style! You'll find an always fresh selection of logo'd apparel and other items available for purchase on-line at www.fourwinns.com/wingear.

THE REST OF THE FOUR WINNS FAMILY



HORIZON™ SERIES



FUNSHIP™ SERIES



SUNDOWNER® SERIES

WEB SITE & INTERACTIVE DVD

Our boats have far too many features to include on the printed page. But on our web site, you'll find extensive information about each model and the Four Winns brand. The interactive catalog/DVD is



WHAT'S AT FOURWINNS.COM

PHOTO GALLERY

Visit the photo gallery where you'll find many more images of the Four Winns model you are considering...

BOAT SHOWS & SPECIALS

Find out where and when there's a boat show in your area, and learn about any special boat show incentives.

DEALER LOCATOR

Enter your zip code to find the Four Winns dealer that's closest to you. Click on the link to visit their web site.

COLOR/GRAPHICS/FABRIC SELECTOR

Go ahead – dream in color! You can visualize your boat of choice in the exterior and interior option of your choice.


PRICE-A-BOAT

The price-a-boat feature provides manufacturer's suggested retail pricing in US dollars based on the options you choose.

WALLPAPER AND SCREENSAVERS

When you're not boating, you can be thinking about boating with this selection of downloadable Four Winns images.

YOUR LOCAL FOUR WINNS DEALER



FOUR WINNS BOATS, LLC | 925 FRISBIE STREET

CADILLAC, MI | 49601 | 231-775-1351 www.fourwinns.com

An important note about the information in this booklet: Every effort has been made to ensure that this catalog includes complete and accurate information. However, since the time of printing, some information may have been revised. Also some equipment shown within this brochure is available at extra cost. Since we do reserve the right to make changes at any time, without notice, in prices, colors, equipment, specifications, and models, we suggest that you check with your Four Winns Professional Marine Dealer for complete and up-to-date information. Please respect the marine environment, be courteous to others on the water and follow the rules of safe boating. Four Winns, Stable-Vee, Sundowner, and Vista are registered trademarks of Genmar IP LLC. Horizon, Sure-Load and Funship are trademarks of Four Winns Boats, L.L.C.

PART # 090-2556-06