

2 0 0 2

 FOUR WINNS®



EXPERIENCE. THE DIFFERENCE.



# VISTA

It's rare to find a product that can truly change your life. A Four Winns Vista can do just that.

Ask any Vista owner. What you're likely to hear is resounding loyalty. In fact, Four Winns owners are among the most loyal in recreational boating, moving up from one Four Winns to another as their love of boating continues to grow.

Today's line of Vista cruisers brings you the best in cruising life. And as a member of the Genmar Companies of marine products, Four Winns has not only the heritage of quality boat building but the technological strength and financial backing to deliver products that earn your loyalty, too.

Step into the exciting world of Vista, you'll discover the details and appointments that have established Four Winns Vista cruisers as some of the most elegant cruisers in their class.

Experience the fine details and our commitment to quality first hand, you'll realize what Vista owners feel every time they're aboard. That's the difference experience makes. Four Winns.





# C O N T E N T S

Introduction .....	1	268 VISTA .....	20-23
Experience. The Difference .....	2-3	248 VISTA .....	24-27
378 VISTA .....	4-7	Colors, Fabrics & Canvas .....	28-29
348 VISTA .....	8-11	Popular Options .....	30
328 VISTA .....	12-15	Engines & Trailers .....	31
298 VISTA .....	16-19	Additional Information .....	32-33



 **FOUR WINNS®**

E X P E R I E N C E . T H E D I F F E R E N C E .



# FEATURES

THAT MAKE THE DIFFERENCE.

- Skid resistant deck surface
- 100% Armorcote<sup>®</sup> fade-fighting gel coat finish
- Vinylester barrier coat
- Camper canvas standard
- Remote controlled spot/flood light standard on 378, 348, 328
- Power windlass with foot controls, helm remote, and rope and chain standard on 378, 348, 328, and optional on 298, 268
- Walk-thru windshield with starboard wiper
- Aluminum radar arch pre-wired with access ports standard on 378, 348, 328, 298, optional on 268
- Full-featured helm with complete instrumentation and room for optional electronics
- Aquaflex<sup>™</sup> vinyl on all cockpit seating
- Double-wide adjustable helm seat with flip up bolster
- Underseat storage compartment at the helm
- Standard depth sounder at helm
- Sony<sup>®</sup> AM/FM CD stereo sound system
- Tilt wheel steering
- U-shaped cockpit seating with standard/optional fill-in cushions
- Side wall storage lockers in cockpit area
- Battery management system accessible in cockpit
- Deck sunpads optional
- Cockpit refreshment center standard on 378, 348, 328, 298
- Flat screen TV with DVD player standard on 378, 348, 328, optional on 298, 268, 248
- Opening port lights with integrated screens
- Easy open, white translucent deck hatches with pop-in screens
- White, translucent companionway door with integrated screen
- Fiberglass self-bailing cockpit with lay-in carpeting
- Stainless steel thru-bolted cleats
- Transom shower on 378, 348, 328, 298, 268, optional on 248
- Transom storage lockers
- Walk-thru transom
- Transom stereo remote optional
- Stable-Vee<sup>®</sup> hull design
- Chrome plated brass thru-hull fittings
- Yacht-style extended swim platform
- Swim platform w/integrated storage and courtesy lighting on 378
- Deep-reach concealed swim ladder
- Volvo-Penta<sup>®</sup>, MerCruiser<sup>®</sup> sterndrive on 248, 268, 298, 328
- Volvo-Penta<sup>®</sup> and MerCruiser<sup>®</sup> inboard power on 348, 378  
Cruisader<sup>®</sup> or Caterpillar<sup>®</sup> power also available on 378
- CE Certification
- NMMA yacht Certification
- Meets applicable USCG and ABYC standards







Raytheon

FOUR WINNS

FOUR WINNS





## S P E C I F I C A T I O N S

LOA w/swim platform . . . . .	41'3" / 12.6 m
LOA w/o swim platform . . . . .	37'9" / 11.5 m
Beam . . . . .	12'9" / 8.89 m
Bridge clearance with arch . . . . .	11'6" / 3.51 m
Deadrise . . . . .	19°
Draft - drive down . . . . .	42" / 107 cm
Fuel capacity . . . . .	300 gal / 11,341 L
Potable water capacity . . . . .	66 gal / 2491 L
Holding tank - waste . . . . .	42 gal / 1591 L
Approx. Boat & engine weights 18,000 to 19,500 / 8,160 to 8,840 kg	



# V I S T A

Our flagship, the 378 Vista, embodies the true essence of luxury cruising. This addition to the Vista line is one you're bound to fall in love with. You'll find luxury appointments that make this cruiser feel like a home.







**TOP:** The rich look of cherry in the galley is a statement in elegant efficiency. The flat screen TV and DVD player are starliners' owners will appreciate.

**CENTER:** A beautiful sofa in the air operates on an electric powered base for adjustability.

**BOTTOM RIGHT:** A recently, fully-equipped head features a separate, generously sized shower with glass doors.

**FEATURE PHOTO:** Main cabin shown in Long Island Evening decor package.





# STANDARDS & OPTIONS

## HULL/DECK

- 100% Armorcote® gel-coat
- Anchor line locker, access with lid
- Balsa-cored hull sides and deck
- Bow platform with anchor roller
- Bow rails, welded one piece, one inch stainless steel
- Bow and stern eyes, stainless steel
- Chrome plated brass thru-hull fittings
- Cleats (6), bolted, 10"
- Deck hatches (3), translucent w/screens
- Designators, dome style
- Dockside power inlet, transom storage
- Dockside telephone line inlet, transom storage
- Dockside water inlet, transom storage
- Drain plug, brass threaded
- Engine compartment ventilators, color coordinated
- Fiberglass molded deck toe rail
- Fill caps, stainless steel (water, fuel and waste)
- Horn, dual trumpet
- Light, spot/flood, remote
- Navigation lighting
- Skid Resistant on swim platform, foredeck, walk-around, walk-thru, bow platform and cockpit floor
- Port lites (6), opening with screens
- Radar arch, aluminum with cockpit lights, wire chase and grab handles
- Rub rail, rigid white vinyl with stainless steel insert
- Shower, aft, hot/cold
- Stable-Vee® hull
- Stereo remote at swim platform
- Swim ladder, concealed
- Swim platform, extended
- Swim platform courtesy lites
- Transom door, walk-thru, acrylic
- Transom locker, integrated fender storage, shore power access and additional storage
- Trim tabs, hydraulic
- Windlass with foot controls, rope, chain and anchor
- NMMA yacht certification
- Meets applicable USCG and ABYC standards

## COCKPIT

- Aqualex™ vinyl
- Battery management system with isolated engine start and ship's system circuits
- Beverage holders
- Cabin door, acrylic with screen
- Cockpit carpet, 40 oz., lay-in
- Cockpit courtesy lighting
- Cockpit table
- Compass
- Dash, includes space for GPS, VHF and radar
- Depth sounder
- Dual shift and throttle controls
- Engine room electric lift hatch(es)
- Electric engine hatch
- Entertainment center, Corian® counter top with sink

- Fiberglass cockpit liner, self-balling
- Ice maker
- Instrumentation with gold bezels – Depth sounder with shallow water alarm, fuel gauge, oil pressure, speedometer, tachometer, temperature gauge, trim gauge and volt meter
- Instrument panel, burlwood
- Receptacles, 110VAC / 12VDC (2 @ helm) (220VAC - int'l)
- Seating:
  - Double-wide adjustable helm
  - Drivers side with flip-up bolster
  - Port lounge, 2 person
  - U-shape stern seating with pleated backrest and fill-in cushion
- Speakers, Sony® (4)
- Steering, hydraulic
- Leather wrapped
- Four spoke
- Woodgrain accents
- Stereo remote with display
- Stern assist rail, stainless steel
- Storage:
  - Beneath helm seat
  - Beneath port lounge
  - Port and starboard side walls
- Walk-thru windshield with grab handle
- Windshield wipers, port and starboard

## CABIN

- Air conditioning/heater (12,000 Btu)
- Cabin entry, centered
- Cabin height, 6'2" (6'0" @ V-berth)
- Cabin panel, 110VAC / 12VDC (220VAC - int'l)
- Cabin runner, Sunbrella
- Carpet, lay-in
- Central vac
- C/O monitors
- Dinette:
  - Large U-shaped dining area
  - Under seat storage
  - Converts to berth
- Fiberglass floor
- Forward berth:
  - Raised berth
  - Privacy curtain
  - Hanging locker, cedar lined
  - Under berth storage
- Forward cabin bilge pump
- Headliner, easy clean
- Interior décor choices:
  - Lake Tahoe Pine
  - Long Island Evening
  - Siesta Key Sand
  - Traverse Bay Blue
- Lighting:
  - Multi-zone lighting system
  - Courtesy floor lighting
  - Forward berth, overhead lighting
  - Salon, overhead lighting
- Receptacles (4), 110VAC (220VAC - int'l)
- Stereo, Sony® AM/FM CD changer (10 disc) with (4) speakers, removable face and remote with display at helm
- TV/DVD player with flat screen

- and antenna
- Telephone jack connection
- Throw pillows
- V-berth fitted sheets
- V-berth inner spring mattress
- V-berth mirror

## GALLEY AREA

- Cabinets:
  - Woodgrain
  - Positive latch system
- Coffee maker
- Electric stove, 2 burner, flush mounted
- Generous counter space
- Lighting, under cupboard, overhead
- Microwave, 110VAC, (220VAC - int'l)
- Polished, granite-look countertop with sink cover/cutting board
- Receptacles(2), 110VAC / 12VDC (220VAC - int'l)
- Refrigerator, dual voltage, 110VAC / 12VDC (220VAC - int'l)
- Storage, generous upper and lower enclosed storage
- Trash receptacle

## HEAD AND SHOWER AREA

- Fiberglass enclosed stand-up head
- Separate shower with door
- Head door, woodgrain, locking w/mirror
- Head, porcelain, with holding tank
- Head, Vacu-Flush system
- Lighting, overhead
- Port lite, opening, with screen
- Power ventilation
- Receptacle, 110VAC (220VAC - int'l)
- Sink with Corian® counter top
- Storage, vanity, upper compartment
- Tank level indicators, potable water and waste
- Vanity mirror

## MID CABIN

- Access, wide opening
- Couch, electric moving, converts to bed
- Lighting, overhead
- Privacy curtain
- Storage beneath seats
- Storage:
  - Hanging locker with adjustable shelves, cedar lined
  - Side wall cabinet
- Separate shower w/door
- Table
- Window, opening, with screen

## ENGINE COMPARTMENT

- Automatic bilge pump
- Batteries (3) with switch
- Battery charger/converter (30 amp)
- Color-coded wiring with chafe protection
- Electric bilge blower
- Electric fuel sending units
- Hour meters
- Insulated engine compartment
- Remote oil filters

- Twin aluminum fuel tanks with crossover system
- Water heater (10.5 gallon)

## CANVAS

- Camper canvas, attaches to radar arch, Color choices:
  - Navy, red, green, dune or black
- Stainless steel top hardware

## POWER OPTIONS

- Volvo Penta® Inboards
  - Twin 8.1 Gi 375 hp ea
  - Twin 8.1 GXI 420 hp ea
- MerCruiser® Inboards
  - Twin 8.1 S 370 hp ea
  - Twin 8.1 S HO 420 hp ea
- Crusader® Inboards
  - Twin 8.1 MPI 385 hp ea
  - Twin 8.1 S HO 425 hp ea
- Volvo Penta® Diesel Inboards
  - Twin TAMD 63P 370 hp ea
- Caterpillar® Diesel Inboards
  - Twin 3126E 385 hp ea

## OPTIONS

- Bulkhead with doors, aft cabin
- Convenience package: Deck sunpads, fire extinguishing system, gas vapor detector and navigational package
- Deck sunpads
- Engine flush-out
- Fire extinguishing system
- Fresh water cooling
- Gas vapor detector
- Generator 5 kw @ 110VAC, 4 kw @ 220VAC
- Grey water (30 gallon) with indicator
- Head, overboard discharge
- Navigational Package 1:
  - Raytheon VHF-210
  - Raytheon ST60 depth sounder
  - Raytheon RC520 GPS / chart plotter
- Navigational Package 2:
  - Raytheon VHF-210
  - Raytheon ST60 Tridata depth sounder
  - Raytheon RL74RC
  - Raytheon ST6001 Auto Pilot
- Spare shaft and propellers
- Stove, alcohol/electric
- Two tone color gel-coat
  - Color choices:
    - Navy, red, green, dune or black.
- CE certification

## CANVAS OPTIONS

- Cockpit cover

Boaters Choice Features. Extra value features you'll find standard on Four Winns® Boats.









# V I S T A

Are you dreaming of yacht-caliber cruising?

Discover what dreams are made of with the 348 Vista. This in-board cruiser is in a class of its own, delivering quality at every turn.

## S P E C I F I C A T I O N S

LOA w/swim platform . . . . .	35'7"/10.7 m
LOA w/o swim platform . . . . .	33'5"/10.0 m
Beam . . . . .	11'9"/3.58 m
Bridge clearance with arch . . . . .	9'2"/2.80 m
Deadrise . . . . .	19°
Draft - drive down . . . . .	39"/99 cm
Fuel capacity . . . . .	220 gal/832 L
Potable water capacity . . . . .	44 gal/166 L
Holding tank - waste . . . . .	30 gal/113 L
Approx. Boat & engine weights .	13,000 to 13,400 lbs / 5,900 to 6,080 kg





- TOP LEFT:**  
The wide opening to the mid cabin creates a spacious, open layout to the entire cabin.
- TOP RIGHT:**  
Convenient electrical control panel in the cockpit features Sony® sound system with CD player. A flat screen TV and DVD player are standard on the 348.
- CENTER LEFT:**  
The cabin is enhanced with a rich cherry finish, a true statement of elegance.
- CENTER RIGHT:**  
The fiberglass head features an attractive Corian™ vanity surface.
- FEATURE PHOTO:**  
Main cabin shown in Lake Tahoe Plus décor package.



348



# STANDARDS & OPTIONS

## HULL/DECK

- 100% Armorcoat® gel-coat
- Anchor line locker, access with lid
- Balsa-cored hull sides and deck
- Bow platform with anchor roller
- Bow rails, welded one piece, one inch stainless steel
- Bow and stern eyes, stainless steel
- Chrome plated brass thru-hull fittings
- Cleats (6), bolted, 10"
- Deck hatches (3), translucent w/screens
- Designators, dome style
- Dockside power inlet, transom storage
- Dockside telephone line inlet, transom storage
- Dockside water inlet, transom storage
- Drain plug, brass threaded
- Engine compartment ventilators, color coordinated
- Fiberglass molded deck toe rail
- Fill caps, stainless steel (water, fuel and waste)
- Horn, dual trumpet
- Light, spot/flood, remote
- Navigation lighting
- Skid resistant swim platform, foredeck, walk-around, walk-thru, bow platform and cockpit floor
- Port lites (6), opening with screens
- Radar arch, aluminum with cockpit lights, wire chase and grab handles
- Rub rail, rigid white vinyl with stainless steel insert
- Shower, aft, hot/cold
- Stable-Vee® hull
- Swim ladder, concealed
- Swim platform, extended
- Transom door, walk-thru, acrylic
- Transom locker, integrated fender storage, shore power access and additional storage
- Trim tabs, hydraulic
- Windlass w/ foot controls, rope, chain and anchor
- NMMA yacht certification
- Meets applicable USCG and ABYC standards

## COCKPIT

- Aquallex™ vinyl
- Battery management system with isolated engine start and ship's system circuits
- Beverage holders
- Cabin door, acrylic with screen
- Cockpit carpet, 40 oz., lay-in
- Cockpit courtesy lighting
- Cockpit table
- Compass
- Dash, includes space for GPS, VHF and radar
- Depth sounder
- Dual shift and throttle controls
- Engine room hatch(es)
- Entertainment center, Corian® counter top with sink
- Fiberglass cockpit liner, self-bailing
- Ice maker

- Instrumentation with gold bezels - Depth sounder with shallow water alarm, fuel gauge, oil pressure, speedometer, tachometer, temperature gauge, trim gauge and volt meter
- Instrument panel, burlwood
- Receptacles, 110VAC / 12VDC (2 @ helm) (220VAC - int'l)
- Seating: Double-wide adjustable helm Drivers side with flip-up bolster Port lounge, 2 person U-shape stern seating with pleated backrest and fill-in cushion
- Speakers, Sony® (4)
- Steering, hydraulic Leather wrapped Four spoke Woodgrain accents
- Stereo remote with display
- Stern assist rail, stainless steel
- Storage: Beneath helm seat Beneath port lounge Port and starboard side walls
- Walk-thru windshield with grab handle
- Windshield wipers, port and starboard

## CABIN

- Cabin entry, centered
- Cabin height, 6'2" (6'0" @ V-berth)
- Cabin panel, 110VAC / 12VDC (220VAC - int'l)
- Cabin runner, Sunbrella
- Carpet, lay-in
- C/O monitors
- Dinette: Large U-shaped dining area Under seat storage Converts to berth
- Fiberglass floor
- Forward berth: Raised berth Privacy curtain Hanging locker, cedar lined Under berth storage
- Headliner, easy clean
- Interior décor choices: Lake Tahoe Pine Long Island Evening Siesta Key Sand Traverse Bay Blue
- Lighting: Multi-zone lighting system Courtesy floor lighting Forward berth, overhead lighting Salon, overhead lighting
- Receptacles (4), 110VAC (220VAC - int'l)
- Stereo, Sony® AM/FM CD player with (4) speakers, removable face and remote with display at helm
- TV/DVD player with flat screen and antenna
- Telephone jack connection
- Throw pillows
- V-berth fitted sheets
- V-berth mirror

## GALLEY AREA

- Cabinets: Woodgrain Positive latch system
- Coffee maker
- Electric stove, 2 burner, flush mounted
- Generous counter space
- Lighting, under cupboard, overhead
- Microwave, 110VAC, (220VAC - int'l)
- Polished, granite-look countertop with sink cover/cutting board
- Receptacles(2), 110VAC / 12VDC (220VAC - int'l)
- Refrigerator, dual voltage, 110VAC / 12VDC (220VAC - int'l)
- Storage, generous upper and lower enclosed storage
- Trash receptacle

## HEAD AND SHOWER AREA

- Fiberglass enclosed stand-up head with shower curtain
- Head door, woodgrain, locking w/mirror
- Head, porcelain, with holding tank
- Head, Vacu-Flush system
- Lighting, overhead
- Port lite, opening, with screen
- Power ventilation
- Receptacle, 110VAC (220VAC - int'l)
- Sink with Corian® counter top
- Storage, vanity, upper compartment
- Tank level indicators, potable water and waste
- Vanity mirror

## MID CABIN

- Access, wide opening
- Lighting, overhead
- Privacy curtain
- Seating: U-shaped, converts to generous size bed Storage beneath seats
- Storage: Hanging locker with adjustable shelves, cedar lined Side wall cabinet
- Table
- Window, opening, with screen

## ENGINE COMPARTMENT

- Automatic bilge pump
- Batteries (3) with switch
- Battery charger/converter (30 amp)
- Color-coded wiring with chafe protection
- Electric bilge blower
- Electric fuel sending units
- Forward cabin bilge pump
- Insulated engine compartment
- Remote oil filters
- Twin aluminum fuel tanks with crossover system
- Water heater (10.5 gallon)

## CANVAS

- Camper canvas, attaches to radar arch, Color choices: Navy, red, green, dune or black
- Stainless steel top hardware

## POWER OPTIONS

- Volvo Penta® Inboards Twin 5.7 G/DP 280 hp ea Twin 5.7 GXi/DP 320 hp ea
- MerCruiser® Inboards Twin 350 MPI 300 hp ea Twin MX 6.2 320 hp ea
- Crusader® Inboards Twin 5.7 MPI 320 hp ea

## OPTIONS

- Air conditioning/heater (12,000 Btu)
- CD changer, 10-disc
- Convenience package: CD changer 10 disc, deck sunpads, fire extinguishing system, gas vapor detector and hour meters
- Deck sunpads
- Engine flush-out
- European aft cabin bulkhead
- Fire extinguishing system
- Fresh water cooling
- Gas vapor detector
- Generator 5 kw @ 110VAC, 4 kw @ 220VAC
- Grey water (30 gallon) with indicator
- Head, additional holding tank (30 gallon)
- Head, overboard discharge
- Hour meters
- Navigational Package 1: Raytheon VHF-210 Raytheon 300-GPS
- Navigational Package 2: Raytheon VHF-210 Raytheon ST60 Tridata Raytheon RL72RC Radar/GPS/Plotter
- Refrigerator, cockpit (exchange for icemaker)
- Spare shaft and propellers
- Stereo remote at swim platform
- Stove, alcohol/electric
- Two-tone gel-coat, Color choices: Navy, red, green, dune or black
- V-berth inner spring mattress
- CE certification

## CANVAS OPTIONS

- Cockpit cover

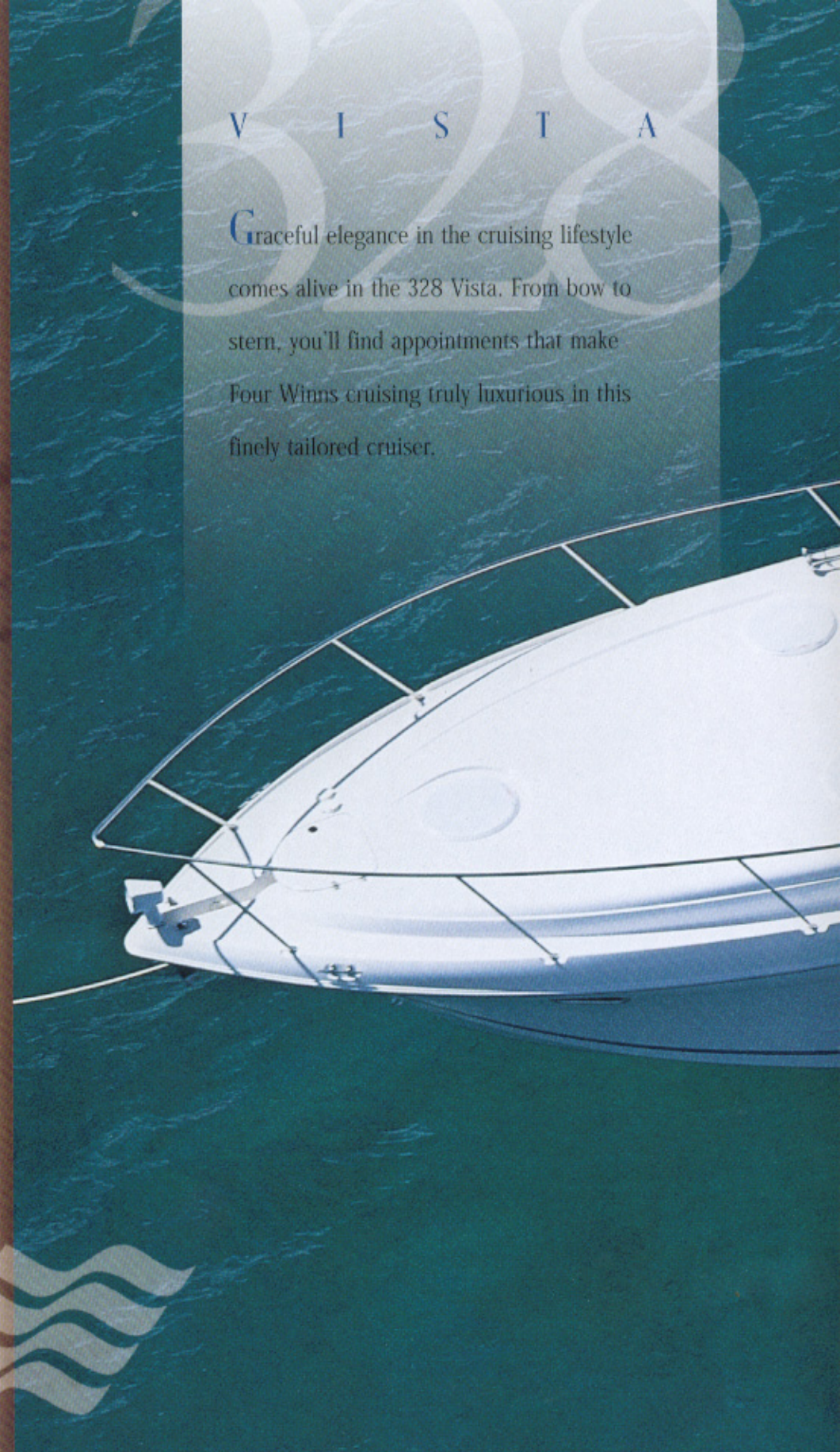
Boaters Choice Features. Extra value features you'll find standard on Four Winns® Boats.





# V I S T A

Graceful elegance in the cruising lifestyle comes alive in the 328 Vista. From bow to stern, you'll find appointments that make Four Winns cruising truly luxurious in this finely tailored cruiser.



## S P E C I F I C A T I O N S

LOA w/swim platform	35'1"/10.7 m
LOA w/o swim platform	32'11"/10.0 m
Beam	11'9"/3.58 m
Bridge clearance with arch	9'2"/2.80 m
Deadrise	19°
Draft - drive down	39"/99 cm
Fuel capacity	220 gal/832 L
Potable water capacity	44 gal/166 L
Holding tank - waste	30 gal/113 L
Approx. Boat & engine weights	12,300 to 12,400 lbs / 5,580 to 5,620 kg









**TOP LEFT:**

A flat screen TV and DVD player located in the galley are standard on 328.

**TOP RIGHT:**

A Voice-Flush system and vanity with Corian® counter surface are included in the fiberglass head.

**CENTER LEFT:**

The attractive dinette features U-shaped booth seating so there's plenty of room for family dining.

**CENTER RIGHT:**

The versatile mid-cabin can be used for sleeping and relaxing, as well as dining.

**FEATURE PHOTO:**

Main cabin shown in "Inverse Bay Blue" floor package.



328



# STANDARDS & OPTIONS

## HULL/DECK

- 100% Armorcote® gel-coat
- Anchor line locker, access with lid
- Balsa-cored hull sides and deck
- Bow platform with anchor roller
- Bow rails, welded one piece, one inch stainless steel
- Bow and stern eyes, stainless steel
- Chrome plated brass thru-hull fittings
- Cleats (6), bolted, 10"
- Deck hatches (3), translucent with screens
- Designators, dome style
- Dockside power inlet, transom storage
- Dockside telephone line inlet, transom storage
- Dockside water inlet, transom storage
- Drain plug, brass threaded
- Engine compartment ventilators, color coordinated
- Fiberglass molded deck toe rail
- Fill caps, stainless steel (water, fuel and waste)
- Horn, dual trumpet
- Light, spot/flood, remote
- Navigation lighting
- Skid resistant swim platform, foredeck, walk-around, walk-thru, bow platform and cockpit floor
- Port lites (6), opening with screens
- Radar arch, aluminum with cockpit lights, wire chase and grab handles
- Rub rail, rigid white vinyl with stainless steel insert
- Shower, aft, hot/cold
- Stable-Vee® hull
- Swim ladder, concealed
- Swim platform, extended
- Transom door, walk-thru, acrylic
- Transom locker, integrated fender storage, shore power access and additional storage
- Trim tabs, hydraulic
- Windlass with foot controls, rope, chain and anchor
- NMMA yacht certification
- Meets applicable USCG and ABYC standards

## COCKPIT

- Aqualflex™ vinyl
- Battery management system with isolated engine start and ship's system circuits
- Beverage holders
- Cabin door, acrylic with screen
- Cockpit carpet, 40 oz., lay-in
- Cockpit courtesy lighting
- Cockpit table
- Compass
- Dash, includes space for GPS, VHF and radar
- Depth sounder
- Dual engine binnacle controls with tilt/trim switches
- Engine room hatch(es)
- Entertainment center, Corian counter top with sink
- Fiberglass cockpit liner, self-bailing
- Ice maker

- Instrumentation with gold bezels – Depth sounder with shallow water alarm, fuel gauge, oil pressure, speedometer, tachometer, temperature gauge, trim gauge and volt meter
- Instrument panel, burlwood
- Receptacles, 110VAC / 12VDC (2 @ helm) (220VAC - int'l)
- Seating: Double-wide adjustable helm Drivers side with flip-up bolster Port lounge (2 person) U-shape stern seating with pleated backrest and fill-in cushion
- Speakers, Sony® (4)
- Steering, tilt wheel Leather wrapped Four spoke Woodgrain accents
- Stereo remote with display
- Stern assist rail, stainless steel
- Storage: Beneath helm seat Beneath port lounge Port and starboard side walls
- Walk-thru windshield with grab handle
- Windshield wipers, port and starboard

## CABIN

- Cabin entry, centered
- Cabin height, 6'2" (6'0" @ V-berth)
- Cabin panel, 110VAC / 12VDC (220VAC - int'l)
- Cabin runner, Sunbrella
- Carpet, lay-in
- C/O monitors
- Dinette: Large U-shaped dining area Under seat storage Converts to berth
- Fiberglass floor
- Forward berth: Raised berth Privacy curtain Hanging locker, cedar lined Under berth storage
- Headliner, easy clean
- Interior décor choices: Lake Tahoe Pine Long Island Evening Siesta Key Sand Traverse Bay Blue
- Lighting: Multi-zone lighting system Courtesy floor lighting Forward berth, overhead lighting Salon, overhead lighting
- Receptacles (4), 110VAC (220VAC - int'l)
- Stereo, Sony® AM/FM CD player with (4) speakers, removable face and remote with display at helm
- TV/DVD player with flat screen and antenna
- Telephone jack connection
- Throw pillows
- V-berth fitted sheets
- V-berth mirror

## GALLEY AREA

- Cabinets: Woodgrain Positive latch system
- Coffee maker
- Electric stove, 2 burner, flush mounted
- Generous counter space
- Lighting, under cupboard, overhead
- Microwave, 110VAC, (220VAC - int'l)
- Polished, granite-look countertop with sink cover/cutting board
- Receptacles(2), 110VAC / 12VDC
- Refrigerator, dual voltage, 110VAC / 12VDC (220VAC - int'l)
- Storage, generous upper and lower enclosed storage
- Trash receptacle

## HEAD AND SHOWER AREA

- Fiberglass enclosed stand-up head with shower curtain
- Head door, woodgrain, locking w/mirror
- Head, porcelain, with holding tank
- Head, Vacu-Flush system
- Lighting, overhead
- Port lite, opening, with screen
- Power ventilation
- Receptacle, 110VAC (220VAC - int'l)
- Sink with Corian® counter top
- Storage, vanity, upper compartment
- Tank level indicators, potable water and waste
- Vanity mirror

## MID CABIN

- Access, wide opening
- Lighting, overhead
- Privacy curtain
- Seating: U-shaped, converts to generous size bed Storage beneath seats
- Storage: Hanging locker with adjustable shelves, cedar lined Side wall cabinet
- Table
- Window, opening, with screen

## ENGINE COMPARTMENT

- Automatic bilge pump
- Batteries (3) with switch
- Battery charger/converter (30 amp)
- Color-coded wiring with chafe protection
- Electric bilge blower
- Electric fuel sending units
- Forward cabin bilge pump
- Insulated engine compartment
- Power trim and tilt
- Remote oil filters
- Twin aluminum fuel tanks with crossover system
- Water heater (10.5 gallon)

## CANVAS

- Camper canvas, attaches to radar arch, Color choices: Navy, red, green, dune or black
- Stainless steel top hardware

## POWER OPTIONS

- Volvo Penta® Sterndrives Twin KAD 32/DPS 159 hp ea Twin 5.7 Gi/DP 280 hp ea Twin 5.7 GXi/DP 320 hp ea
- MerCruiser® Sterndrives Twin 350 MPI Bravo III 300 hp ea Twin MX 6.2 Bravo III 320 hp ea

## OPTIONS

- Air conditioning/heater (12,000 Btu)
- CD changer, 10-disc
- Convenience package: CD changer 10-disc, deck sunpads, fire extinguishing system, gas vapor detector, hour meters
- Deck sunpads
- Engine flush-out
- European aft cabin bulkhead
- Fire extinguishing system
- Gas vapor detector
- Generator 5 kw @ 110VAC, 4 kw @ 220VAC
- Grey water (30 gallon) with indicator
- Head, additional holding tank (30 gallon)
- Head, overboard discharge
- Hour meters
- Navigational Package 1: Raytheon VHF-210 Raytheon 300-GPS
- Navigational Package 2: Raytheon VHF-210 Raytheon ST60 Tridata Raytheon RL72RC Radar/GPS/Plotter
- Refrigerator, cockpit (exchange for icemaker)
- Stereo remote at swim platform
- Stove, alcohol/electric
- Two-tone gel-coat, Color choices: Navy, red, green, dune or black
- V-berth inner spring mattress
- CE certification

## CANVAS OPTIONS

- Cockpit cover

Boaters Choice Features. Extra value features you'll find standard on Four Winns® Boats.





# V I S T A

Looking for a sophisticated, innovative cruiser that is overflowing with deluxe appointments? Take a look at the gracefully styled 298 Vista.



## S P E C I F I C A T I O N S

LOA w/swim platform	31'0"/9.45 m
LOA w/o swim platform	28'0"/8.54 m
Beam	10'6"/3.20 m
Bridge clearance with arch	9'0"/2.74 m
Deadrise	19°
Draft - drive down	39"/99 cm
Fuel capacity	170 gal/643 L
Potable water capacity	30 gal/113 L
Holding tank - waste	30 gal/113 L
Approx. Boat & engine weights	9,960 to 10,100lbs / 4,520 to 4,580 kg










298



- TOP LEFT:**  
The new optional flat screen TV and DVD player offer premium cabin entertainment.
- TOP RIGHT:**  
A Sony® sound system features a removable face plate and remote display at the helm.
- CENTER LEFT:**  
The exceptionally roomy mid cabin offers plenty of storage and a cedar-lined hanging closet.
- CENTER RIGHT:**  
A vanity with Corian® counter, vanity mirror and Vacu-Flush system are all standard on the 298.
- FEATURE PHOTO:**  
Mid cabin shown in Sassa Key, San Diego, poolside.





# STANDARDS & OPTIONS

## HULL/DECK

- 100% Armorcote® gel-coat
- Anchor line locker, access with lid
- Balsa-cored hull sides and deck
- Bow platform with anchor roller
- Bow rails, welded one piece, one inch stainless steel
- Bow and stern eyes, stainless steel
- Chrome plated brass thru-hull fittings
- Cleats (6), bolted, 10"
- Deck hatches (2), translucent w/screens
- Designators, dome style
- Dockside power inlet, transom storage
- Dockside telephone line inlet
- Dockside water inlet, transom storage
- Drain plug, brass threaded
- Engine compartment ventilators, color coordinated
- Fiberglass molded deck toe rail
- Fill caps, stainless steel (water, fuel and waste)
- Horn, trumpet
- Navigation lighting
- Skid resistant on swim platform, foredeck, walk-around, walk-thru, bow platform and cockpit floor
- Port lites (6), opening with screens
- Radar arch, aluminum with cockpit lights, wire chase and grab handles
- Rub rail, rigid white vinyl with stainless steel insert
- Shower, aft, hot/cold
- Stable-Vee® hull
- Swim ladder, concealed
- Swim platform, extended
- Transom door, walk-thru, acrylic
- Transom locker, shore power access, fender storage
- Trim tabs, hydraulic
- NMMA yacht certification
- Meets applicable USCG and ABYC standards

## COCKPIT

- Aqualex™ vinyl
- Battery management system with isolated engine start and ship's system circuits
- Beverage holders
- Cabin door, acrylic with screen
- Cockpit carpet, 40 oz., lay-in
- Cockpit courtesy lighting
- Cockpit table
- Compass
- Dash, includes space for GPS and VHF
- Depth sounder
- Dual engine binnacle controls with tilt/trim switches
- Engine room hatch(es)
- Entertainment center, Corian® counter top with sink
- Fiberglass cockpit liner, self-bailing
- Instrumentation with gold bezels -
  - Depth sounder - with shallow water alarm, fuel gauge, oil pressure, speedometer, tachometer, temperature gauge, trim gauge and volt meter
- Instrument panel, burlwood

- Receptacles, 110VAC / 12VDC, (1 @ helm) (220VAC - int'l)
- Seating:
  - Double-wide helm, adjustable
  - Drivers side with flip-up bolster
  - U-shape stern seating with pleated backrest and fill-in cushion
- Speakers, Sony® (4)
- Steering, tilt wheel
  - Four spoke
  - Woodgrain accents
- Stereo remote with display
- Stern assist rail, stainless steel
- Storage:
  - Beneath helm seat
  - Beneath port seat
  - Port and starboard side walls
- Walk-thru windshield
- Windshield wipers, port and starboard

## CABIN

- Cabin entry, centered
- Cabin height, 6'1" (6'0" @ V-berth)
- Cabin panel, 110VAC / 12VDC (220VAC - int'l)
- Cabin runner, Sunbrella
- Carpet, lay-in
- C/O monitors
- Dinette:
  - Large U-shaped dining area
  - Under seat storage
  - Converts to berth
- Fiberglass floor
- Forward berth:
  - Raised berth
  - Privacy curtain
- Under berth storage
- Headliner, easy clean
- Interior décor choices:
  - Lake Tahoe Pine
  - Long Island Evening
  - Siesta Key Sand
  - Traverse Bay Blue

- Lighting:
  - Multi-zone lighting system
  - Forward berth, overhead lighting
  - Salon, overhead lighting
- Receptacles (3), 110VAC / 12VDC (220VAC - int'l)
- Stereo, Sony® AM/FM CD player with (4) speakers, removable face and remote with display at helm
- TV cable and antenna connections
- Telephone jack connection
- Throw pillows
- V-berth fitted sheets
- V-berth mirror

## GALLEY AREA

- Cabinets:
  - Woodgrain
  - Positive latch system
- Electric stove, 2 burner, flush mounted
- Generous counter space
- Lighting, under cupboard, overhead
- Microwave, 110VAC (220VAC - int'l)
- Polished, granite-look countertop with sink cover/cutting board

- Receptacles(2), 110VAC / 12VDC (220VAC - int'l)
- Refrigerator, dual voltage, 110VAC / 12VDC (220VAC - int'l)
- Storage, generous upper and lower enclosed storage
- Trash receptacle

## HEAD AND SHOWER AREA

- Fiberglass enclosed stand-up head with shower curtain
- Head door, woodgrain, locking w/mirror
- Head, porcelain with holding tank
- Head, Vacu-Flush system
- Lighting, overhead
- Port lite, opening, with screen
- Power ventilation
- Receptacle, 110VAC (220VAC - int'l)
- Sink with Corian® counter top
- Tank level indicators, potable water and waste
- Vanity mirror

## MID CABIN

- Access, wide opening
- Lighting, directional
- Privacy curtain
- Seating:
  - U-shaped, converts to generous size bed
  - Storage beneath seats
- Storage:
  - Hanging locker, cedar lined
  - Side wall cabinet
- Window, opening, with screen

## ENGINE COMPARTMENT

- Automatic bilge pump
- Batteries (3) with switch
- Battery charger/converter (30 amp)
- Color-coded wiring with chafe protection
- Electric bilge blower
- Electric fuel sending units
- Forward cabin bilge pump
- Insulated engine compartment
- Power trim and tilt
- Remote oil filters
- Twin fuel tanks with crossover system
- Water heater (6 gallon)

## CANVAS

- Camper canvas, attaches to radar arch, Color choices:
  - Navy, red, green, dune or black
- Stainless steel top hardware

## POWER OPTIONS

- Volvo Penta® Sterndrives
  - Twin KAD 32/DPS 159 hp ea
  - Twin 5.0 GXi/SX 270 hp ea
  - Twin 5.0 GXi/DP 270 hp ea
  - Twin 5.7 Gi/DP 280 hp ea
- MerCruiser® Sterndrives
  - Twin 5.0 MPI Bravo II 260 hp ea
  - Twin 5.0 MPI Bravo III 260 hp ea
  - Twin 5.7 EFI Bravo III 260 hp ea

## OPTIONS

- Air conditioning/heater (10,000 Btu)
- CD changer, 10-disc
- Convenience package: Deck sunpads, fire extinguishing system, gas vapor detector, hour meters, remote spot/flood light, and windlass w/rope, chain and anchor
- Deck sunpads
- Engine flush-out kit
- Fire extinguishing system
- Gas vapor detector
- Generator 5 kw @ 110VAC, 4 kw @ 220VAC
- Grey water system with holding tank
- Head, overboard discharge
- Hour meter
- Ice maker, cockpit
- Light, spot/flood remote
- Navigational Package 1:
  - Raytheon VHF-210
  - Raytheon 300-GPS
- Refrigerator, cockpit
- Stereo remote at swim platform
- Stove, alcohol/electric
- TV/DVD player with flat screen and antenna
- Two-tone gel-coat, Color choices: Navy, red, green, dune or black
- V-berth inner spring mattress
- Windlass with rope, chain and anchor
- CE certification

## CANVAS OPTIONS

- Cockpit cover










# V I S T A

A cruiser that's towable? The 268 Vista is a perfect answer for the sportboat owner looking to step up, or the veteran cruiser owner looking for versatility without sacrificing comfort. New power options make the 268 Vista an easy choice.

## S P E C I F I C A T I O N S

LOA w/swim platform . . . . .	28'2"/8.59 m
LOA w/o swim platform . . . . .	25'8"/7.88 m
Beam . . . . .	8'6"/2.59 m
Bridge clearance with arch . . . . .	8'9"/2.13 m
Deadrise . . . . .	17°
Draft - drive down . . . . .	39"/99 cm
Fuel capacity . . . . .	85 gal/321 L
Potable water capacity . . . . .	21 gal/79 L
Holding tank - waste . . . . .	21 gal/79 L
Approx. Boat & engine weights . . . . .	6,470 to 6,720 lbs / 2,930 to 3,050 kg





**TOP:**  
Rich looking cherry finished cabinetry in the galley offers plentiful storage. An optional TV and DVD combination can be added for premium cabin entertainment.

**CENTER LEFT:**  
The main cabin berth offers spacious overnight accommodations.

**CENTER RIGHT:**  
The head offers full personal facilities.

**FEATURE PHOTO:**  
Main cabin shown in Traverse Bay Blue decor package.



268



# STANDARDS & OPTIONS

## HULL/DECK

- 100% Armorcote® gel-coat
- Anchor line locker, access with lid
- Balsa-cored hull sides and deck
- Bow anchor roller
- Bow rails, welded one piece, one inch stainless steel
- Bow and stern eyes, stainless steel
- Chrome plated brass thru-hull fittings
- Cleats (6), bolted, 10"
- Deck hatch, translucent with screen
- Designators, dome style
- Docksider power inlet, stainless steel, port
- Drain plug, brass threaded
- Engine compartment ventilators, color coordinated
- Fill caps, stainless steel (water, fuel and waste)
- Horn, trumpet
- Navigation lighting
- Skid resistant on swim platform, foredeck, walk-thru and cockpit floor
- Port lites (4), opening with screens
- Rub rail, rigid white vinyl with stainless steel insert
- Shower, aft, hot/cold
- Stable-Vee® hull
- Swim ladder, concealed
- Swim platform, extended
- Transom door, walk-thru
- Transom storage locker
- Trim tabs, hydraulic
- Two-tone gel color choices: Navy, red, green, dune or black
- NMMA certification
- Meets applicable USCG and ABYC standards

## COCKPIT

- Aquaflex™ vinyl
- Battery management system with isolated engine start and ship's system circuits
- Beverage holders
- Cabin door, acrylic with screen
- Cockpit carpet, 40 oz., lay-in
- Cockpit courtesy lighting
- Cockpit table
- Compass
- Cooler, 36 qt. carry-on
- Dash, includes space for GPS and VHF
- Depth sounder
- Engine room hatch(es)
- Fiberglass cockpit liner, self-bailing
- Instrumentation with gold bezels - Depth sounder with shallow water alarm, fuel gauge, oil pressure, speedometer, tachometer, temperature gauge, trim gauge and volt meter
- Instrument panel, burlwood
- Receptacle - 12VDC at helm
- Seating: Double-wide adjustable helm with flip-up bolster U-shape stern seating with pleated backrest
- Single lever binnacle control with tilt/trim switch
- Speakers, Sony® (2)
- Steering, tilt wheel Four spoke

- Woodgrain accents
- Stereo remote with display
- Stern assist rail, stainless steel
- Storage: Side wall Under helm seat Transom locker
- Walk-thru windshield
- Windshield wiper, starboard

## CABIN

- Cabin entry, port
- Cabin height, 6'0" (6'0" @ V-berth)
- Cabin panel, 110VAC / 12VDC (220VAC - int'l)
- Cabin runner, Sunbrella
- Carpet, lay-in
- C/O monitors
- Fiberglass floor
- Headliner, easy clean
- Interior décor choices: Siesta Key Sand Traverse Bay Blue
- Lighting: 12VAC overhead lighting throughout Receptacle, 110VAC (220VAC - int'l)
- Stereo, Sony® AM/FM CD player with (2) speakers, removable face and remote with display at helm
- V-berth: Large U-shaped dining area Under seat storage
- V-berth mirror

## GALLEY AREA

- Electric stove, 1 burner, flush mounted
- Galley cabinetry, woodgrain
- Generous counter space with flip-up extension
- Microwave, 110VAC (220VAC - int'l)
- Polished, granite-look countertop
- Receptacle(1), 110VAC (220VAC - int'l)
- Refrigerator, dual voltage, 110VAC / 12VDC (220VAC - int'l)
- Storage, upper and lower enclosed storage with positive latch system

## HEAD AND SHOWER AREA

- Fiberglass enclosed stand-up head
- Head door, woodgrain, locking w/mirror
- Head, porcelain with holding tank
- Lighting, overhead
- Medicine storage area
- Port lite, opening, with screen
- Receptacle, 110VAC (220VAC - int'l)
- Sink and vanity
- Vanity mirror

## MID CABIN

- Berth access, wide opening
- Lighting, overhead
- Privacy curtain
- Storage, hanging locker
- Window, opening, with screen

## ENGINE COMPARTMENT

- Automatic bilge pump
- Batteries, dual with switch
- Battery charger/converter (20 amp)
- Color-coded wiring with chafe protection
- Electric bilge blower
- Electric fuel sending unit
- Forward cabin bilge pump
- Insulated engine compartment
- Power trim and tilt
- Shower sump pump
- Water heater (6 gallon)

## CANVAS

- Camper canvas bimini top, front connector, side and aft curtains Attaches to optional radar arch
- Stainless steel top hardware

## POWER OPTIONS

- Volvo Penta® Sterndrives 5.7 Gi/DP 280 hp 5.7 GXI/DP 320 hp 8.1 Gi/DP 375 hp
- MerCruiser® Sterndrives 5.7 EFI Bravo III 260 hp 350 MPI Bravo II 300 hp 350 MPI Bravo III 300 hp MX 6.2 Bravo III 320 hp 496 MG Bravo III 375 hp

## OPTIONS

- Air conditioning/heater (5,000 Btu)
- CD changer, 6-disc
- Convenience package: Deck sunpads, fire extinguishing system, gas vapor detector, hour meter and remote spot/flood light
- Deck sunpads
- Engine flush-out kit
- Fire extinguishing system
- Gas vapor detector
- Generator 5 kw @ 110VAC, 4 kw @ 220VAC (includes air conditioning/heater, NA with Grey water system)
- Grey water system with holding tank
- Head, overboard discharge
- Head, Vacu-Flush
- Hour meter
- Light, spot/flood remote
- Navigational Package I: Raytheon VHF-210 Raytheon 300-GPS
- Pillow package
- Radar arch
- Remote oil filter (standard on 8.1 Gi engine)
- Seat cushion, aft fill-in
- Stereo remote at swim platform
- Stove, alcohol/electric
- Tank level indicators
- TV/DVD player with flat screen
- Windlass with rope, chain and anchor
- CE certification

## CANVAS OPTIONS

- Cockpit cover

## TRAILER OPTIONS

- Tandem axle trailer with disc brakes, surge
- Tandem disc brakes, surge
- Galvanized trailer
- Spare tire and wheel
- Spare tire and wheel, aluminum or galvanized
- Wheel, aluminum (each)

Boaters Choice Features. Extra value features you'll find standard on Four Winns® Boats.





# 248

## V I S T A

Looking to step into the world of cruising?  
The 248 Vista is a compact cruiser with a lot to offer in standard amenities at an affordable price. Best of all, it comes with Four Winns renowned quality at no extra cost.



### S P E C I F I C A T I O N S

LOA w/swim platform	26'2 3/4 .98 m
LOA w/o swim platform	23'10 1/2 .27 m
Beam	8'6 1/2 .35 m
Bridge clearance with arch	6'9 1/2 .06 m
Deadrise	17°
Draft - drive down	36 7/8 cm
Fuel capacity	70 gal/265 L
Potable water capacity	16 gal/60 L
Holding tank - waste	16 gal/60 L
Approx. Boat & engine weights	5,880 to 5,910 lbs / 2,670 to 2,680 kg









**TOP:** The berth features a side access with the convenience of a privacy curtain.  
**CENTER LEFT:** An electric stove, microwave and refrigerator are standard in the full-featured galley.  
**CENTER RIGHT:** The head and shower areas are remarkably roomy offering all the amenities of a full-size lavatory.  
**FEATURE PHOTO:** Main cabin shown in Siesta Key Sand decor package.





# STANDARDS & OPTIONS

## HULL/DECK

- 100% Armorcote® gel-coat
- Anchor line locker, access with lid
- Balsa-cored hull sides and deck
- Bow anchor roller
- Bow rails, welded one piece, one inch stainless steel
- Bow and stern eyes, stainless steel
- Chrome plated brass thru-hull fittings
- Cleats (6), bolted, 8"
- Deck hatch, translucent with screen
- Designators, dome style
- Dockside power inlet, stainless steel, port
- Drain plug, brass threaded
- Engine compartment ventilators, color coordinated
- Fill caps, stainless steel (water, fuel and waste)
- Horn, trumpet
- Navigation lighting
- Skid resistant on swim platform, foredeck, walk-thru and cockpit floor
- Port lites (4), opening with screens
- Rub rail, rigid white vinyl with stainless steel insert
- Stable-Vee® hull
- Swim ladder, concealed
- Swim platform, extended
- Transom door, walk-thru
- Transom storage locker
- Trim tabs, hydraulic
- Two-tone gel color choices:  
Navy, red, green, dune or black
- NMMA yacht certification
- Meets applicable USCG and ABYC standards

## COCKPIT

- Aquaflex™ vinyl
- Battery switch
- Beverage holders
- Cabin door, acrylic with screen
- Cockpit carpet, 40 oz., lay-in
- Cockpit courtesy lighting
- Cockpit table
- Compass
- Cooler, 36 qt. carry-on
- Dash, burlwood trim, includes space for GPS and VHF
- Depth sounder
- Engine room hatch(es)
- Fiberglass cockpit liner, self-bailing
- Instrumentation with gold bezels - Depth sounder with shallow water alarm, fuel gauge, oil pressure, speedometer, tachometer, temperature gauge, trim gauge and volt meter
- Receptacle - 12VDC @ helm
- Seating:  
Double-wide adjustable helm with flip-up bolster  
U-shape stern seating with pleated backrest
- Single lever binnacle control with tilt/trim switch
- Speakers, Sony® (2)
- Steering, tilt wheel  
Four spoke  
Woodgrain accents
- Stereo remote with display

- Stern assist rail, stainless steel
- Storage:  
Side wall  
Beneath helm seat  
Transom locker
- Walk-thru windshield
- Windshield wiper, starboard

## CABIN

- Cabin entry, port
- Cabin panel, 110VAC / 12VDC (220VAC - int'l)
- Cabin runner, Sunbrella
- Carpet, lay-in
- C/O monitors
- Fiberglass floor
- Headliner, easy clean
- Interior décor choices:  
Siesta Key Sand  
Traverse Bay Blue
- Lighting:  
12VAC overhead lighting
- Receptacles, 110VAC / 12VDC (220VAC - int'l)
- Stereo, Sony® AM/FM CD player with (2) speakers, removable face and remote with display at helm
- V-berth:  
Large U-shaped dining area  
Under seat storage
- V-berth mirror

## GALLEY AREA

- Electric stove, 1 burner, flush mounted
- Galley cabinetry, woodgrain
- Generous counter space with flip-up extension
- Microwave, 110VAC, (220VAC - Int'l)
- Polished, granite-look countertop
- Receptacles (2), 110VAC / 12VDC (220VAC - int'l)
- Refrigerator, dual voltage, 110VAC / 12VDC (220VAC - int'l)
- Storage, upper and lower enclosed storage with positive latch system

## HEAD AND SHOWER AREA

- Fiberglass enclosed stand-up head
- Head door, woodgrain, locking w/mirror
- Head, porcelain with holding tank
- Lighting, overhead
- Medicine storage area
- Port lite, opening, with screen
- Receptacle, 110VAC (220VAC - int'l)
- Sink and vanity
- Vanity mirror

## MID CABIN

- Berth access, wide opening
- Lighting, directional, wall-mounted
- Privacy curtain
- Storage, hanging locker, (2) enclosed with doors
- Window, opening, with screen

## ENGINE COMPARTMENT

- Automatic bilge pump
- Batteries, dual with switch
- Battery charger/converter (20 amp)
- Color-coded wiring with chafe protection
- Electric bilge blower
- Electric fuel sending unit
- Forward cabin bilge pump
- Insulated engine compartment
- Power trim and tilt
- Shower sump pump
- Water heater (6 gallon)

## CANVAS

- Camper canvas - bimini top, front connector, side and aft curtains
- Stainless steel top hardware

## POWER OPTIONS

- Volvo Penta® Stern drives  
5.0 GL/SX 220 hp  
5.0 GL/DP 220 hp  
5.0 GXI/SX 270 hp  
5.0 GXI/DP 270 hp  
5.7 Gi/DP 280 hp  
5.7 GXI/DP 320 hp
- MerCruiser® Stern drives  
5.0L Bravo II 220 hp  
5.0L Bravo III 220 hp  
5.0 EFI Bravo III 240 hp  
5.0 MPI Bravo II 260 hp  
5.0 MPI Bravo III 260 hp  
5.7 EFI Bravo III 260 hp  
350 MPI Bravo III 300 hp  
MX 6.2 Bravo III 320 hp

## OPTIONS

- Air conditioning/heater (5,000 Btu)
- CD changer, 6-disc
- Convenience package: Fire extinguishing system, gas vapor detector, hour meter, remote spot/flood light and aft shower
- Deck sunpads
- Engine flush-out kit
- Fire extinguishing system
- Gas vapor detector
- Grey water system with holding tank
- Head, overboard discharge
- Head, Vacu-Flush
- Hour meter
- Light, spot/flood remote
- Navigational Package I:  
Raytheon VHF-210  
Raytheon 300-GPS
- Pillow package
- Prop, stainless (exchange SX only)
- Remote oil filter
- Seat cushion, aft fill-in
- Shower, aft
- Stereo remote at swim platform
- Stove, alcohol/electric
- Tank level indicators
- TV/DVD player with flat screen
- CE certification

## CANVAS OPTIONS

- Cockpit cover

## TRAILER OPTIONS

- Tandem axle trailer with disc brakes, surge
- Tandem disc brakes, surge
- Galvanized trailer
- Spare tire and wheel
- Spare tire and wheel, aluminum or galvanized
- Wheel, aluminum (each)

Boaters Choice Features. Extra value features you'll find standard on Four Winns® Boats.



# COLORS/FABRICS

Your new Vista offers you a number of choices to uniquely design your cruiser to be a statement of your personal taste. Fabric color options is an example. Interior choices offer a wide range of coordinated fabrics and materials. Choose from a selection of four exquisite color décor and a choice of coordinated dinette color schemes.

You can choose traditional all-white gel or optional two-tone gel treatments on any model. Two-tone gel treatments are standard on the 248 and 268 Vista.



Gel coat colors





# CANVAS

Every Vista model comes complete with a color coordinated full camper canvas... standard! Here's a great way to enhance your living and sleeping accommodations. And when the sun gets hot, configure it as a bimini top.

Choose an optional cockpit cover. It's snaps over the entire windshield as well as the cockpit. So it not only protects your Vista from elements, but keeps your possessions out of sight.

Our canvas is custom sewn and hand fitted by Four Winns, so it's sure to fit properly and install easily. Experience. It makes a difference.



Camper Canvas



Bimini Top



Cockpit Cover



There are hundreds of facts that can be explored about Four Winns features. Take Aquaflex™ for example, a new generation of vinyl covering found on every model we make.

Previously, many people believed that weight was most important. The heavier the vinyl... the better it must be. But Aquaflex has changed all of that.

Aquaflex is more elegant to the touch. It is softer and more pliable. That means more comfort for you.



Yet, through an advanced construction method, Aquaflex is actually more resistant to scuffing and abrasion, easier to keep clean, and 50% stronger than any other marine vinyl on the market. Even the heavy stuff. That means great looks and easy care, season after season.

Want to experience Aquaflex for yourself? Look for the Aquaflex Fish. It's your sign that you're getting the very best in vinyl, Aquaflex. You won't find it everywhere. Aquaflex is available only from Four Winns.



# POPULAR OPTIONS



## A. FLAT SCREEN TV AND DVD PLAYER

Enjoy state of the art entertainment in your 248, 268 or 298 Vista with these exciting options. Standard on the 328, 348 and 378 Vista models.



## B. SPOTLIGHT WITH REMOTE

Fully controllable from the helm, the motorized spotlight provides a 360-degree sweep as well as a near 90-degree vertical tilt range. Standard on 378, 348, and 328 Vista Models.



## C. NAVIGATION PACKAGES

Four Winns Navigation Packages add convenience and safety to your cruising. Add the Navigation Package 1 to your 248, 268 or 298 Vista, or choose from the Navigation 1 or Navigation 2 package on the 328, 348 or 378 Vista models.



## D. DECK SUNPADS

Oversized sunpad cushions snap into place on the foredeck to create the perfect sunning spot.



## E. SONY® MULTI-DISK CHANGER

Enjoy the music of your life with a multi-disk changer in the cabin complete with a helm-mounted remote control.



## F. CLIMATE CONTROL SYSTEM

From the 5000 BTU system on the 248 to a 12,000 BTU option on the 348, these units provide both heat and air conditioning for enhanced comfort below deck. Standard on the 378 Vista is the 16,000 BTU unit.



# ENGINES/TRAILERS

## YOUR POWER OF CHOICE

When you choose a Four Winns Vista®, you have several choices in power. From our 248 to our 328 models Four Winns offers a choice in stern drive power by offering both Volvo-Penta® and MerCruiser® stern drives in a number of size and drive options.



For inboard power in our 348 and 378 Vista models, you may choose from Volvo-Penta, MerCruiser, Crusader®, Caterpillar® engines and drives. Regardless of your choice, be assured that your Vista will be delivered fully water tested and ready for your enjoyment.

## CUSTOM FIT TRAILERS

Trailers and cruisers? Well, the Four Winns 248 and 268 Vista models are fully trailerable without special permits. For these models, Four Winns offers its highly regarded Sure Load™ trailer.

We build our trailers like we build our cruisers... loaded with standard features: custom fit, fully welded tube steel frames, swing-away tongues, standard disc brakes and durable finishes. And that's only a start. We designed our trailers to fit our boats, and that's good for you!

With a 248 or 268 Vista and an optional custom-matched Sure-Load trailer, the concept of cruising takes on a whole new proportion!



# MANUFACTURING

Our production resources are extensive. We occupy six facilities each specialized in boat production, trailer production, engineering, testing operations, and service support. Together, these facilities total over 360,000 square feet.





## HOW EXPERIENCE MAKES THE DIFFERENCE

Four Winns® has been one of the leading names in boating for decades. During that time we have learned what our owners want and need from their boat. That's why you'll see new and innovative ways we communicate to you as a prospect and as a Four Winns owner.



WINN WORD NEWSLETTER



WINN GEAR CATALOG

Want to see the Vista® line in action? Contact us or your local Four Winns Professional Marine Retailer for a copy of the Four Winns DVD for 2002. Or check us out on-line at [www.fourwinns.com](http://www.fourwinns.com). Log on. You'll find one of the most engaging web sites in boating. And be sure to review a copy of Winn Word... our on-line owners publication.



WEB SITE

And while you're cruising in your new Four Winns Vista, tell the world. Our fashionable line of sportswear called Winn Gear is just the ticket. Designed for the active boating lifestyle, you'll find lots to like in Winn Gear.



DVD

Four Winns has been a leader in developing power boats for over 25 years. Our line of Horizon™ open bow sportboats from 17-28 feet, constantly leads the industry in features and innovations. Our fresh new line of Funship™ deck boats from 21 to 26 feet includes some of the most innovative features Four Winns has ever delivered. Or our Sundowner™ line of cuddy cabin models, from 20 ft to 28 feet, is the choice for versatility and overnight conveniences. Experience. It is the difference in all of our products.



2002 SPORTBOAT CATALOG

We love boating and we want you to love it too. We will continue to develop fresh ways to bring the enjoyment of recreational boating to you and your family. Experience. We want to share ours with you in every way possible. It is the difference that defines Four Winns. EXPERIENCE. The Difference.





## THE INDUSTRY'S BEST PROTECTION

The real satisfaction of owning a quality product is knowing that your investment is backed by a superior factory warranty.

Four Winns is proud to provide the best warranty coverage in its history. We call it the "Winning Edge" limited warranty. It puts the ease in owning a Four Winns.



**Seven (7)** years on the structural components of the hull, stringers, and transom.

**Five (5)** years on deck and liner structural components.

**Three (3)** years on non-structural parts and components.

**One (1)** year on exterior cosmetic gel coat finish: cracking, crazing, blistering, and fading.

Best of all, our limited warranty is fully transferable when you decide to move up to another boat. That makes your Four Winns even more valuable.

## FOUR WINNS PROFESSIONAL RETAILERS

Getting the most out of your cruiser experience goes beyond merely choosing the right boat... it's about choosing the right dealer. That's why Four Winns is the easy choice. Four Winns Professional Retailers are just that... professionals. They are specially trained to understand your needs and help you through your decision process so you get the Vista cruiser that's perfect for you.



After you take ownership, our retailers really shine... delivering not only the product, but after-sale support, service, advice and, well, boating experience. To us, your selection of a Vista is not the end of the process, it's the beginning of a relationship... all focused on your total boating enjoyment.

## EXPERIENCE BEHIND THE SCENES CREATES SATISFACTION ON THE WATER

Behind the Four Winns reputation is a work force of unmatched experience in boat building and customer support. Four Winns maintains one of the most comprehensive factory support systems in boating. Full time warranty and technical staff, in-depth service



documentation, and a parts system that maintains parts for more than five years behind current product are without equal.

These factors are seldom apparent to you in the showroom, but they may be important to you as a boater. At Four Winns, our experience in supporting owners makes a difference in your boating satisfaction.



 **FOUR WINNS**<sup>®</sup>  
Supporting the Spirit of America





 **FOUR WINNS®**

[www.fourwinns.com](http://www.fourwinns.com)

**1-800-FOUR WINNS**

Part of the Genmar Companies

An important note about the information in this booklet. Every effort has been made to ensure that this catalog includes complete and accurate information. However, since the time of printing, some information may have been revised. Also some equipment shown within this brochure is available at extra cost. Since we do reserve the right to make changes at any time, without notice, in prices, colors, equipment, specifications, and models, we suggest that you check with your Four Winns Professional Marine Retailer for complete and up-to-date information.

Four Winns Boats L.L.C./925 Frisbie/Cadillac, MI 49601  
231/775-1351

Please respect the marine environment, be courteous to others on the water and follow the rules of safe boating.

