



FOUR WINNS®



 **FOUR WINNS**

2001
BOATING MADE EASY

C O N T E N T S

Introduction	1
Boating Made Easy Features . .	2-3
338 VISTA	4-7
328 VISTA	8-11
298 VISTA	12-15
268 VISTA	16-19
248 VISTA	20-23
Specifications	24-28
Popular Options & Canvas	29
Colors & Fabrics	30
Engines & Trailers	31
Additional Information	32-33



Four Winns Vista™ cruisers redefine the art of cruising in luxury, comfort and style. The graceful lines of Vista cruisers, together with the sleek profile and the live-aboard amenities, make them an ever-popular choice among cruising enthusiasts.

At Four Winns, we've created a distinguished and tasteful look in our cabin cruising line. Elegance awaits you on board where you'll enjoy complete living conveniences including spacious cabins and cockpits. We take pride in building our cruisers with quality craftsmanship and superior materials, making Vista a leader in custom cabin cruising. You'll take pride in owning one.

When you step aboard a Four Winns Vista cruiser, you'll experience an exciting transformation within yourself. Life becomes much less complicated and much more exciting. The time you spend relaxing in your Vista cruiser surpasses everyday events. This is the true essence of "Boating Made Easy" in a Four Winns Vista cruiser.

Find your passion. Discover a whole new world... the world of cruising aboard a Four Winns Vista cruiser.



AN EASY BOAT
TO CHOOSE.



EASY TO FIND
WHAT'S NEW.



EASY TO
TALK TO.



EASY TO
FINANCE.

 **FOUR WINNS®**
BOATING MADE EASY

FEATURES THAT MAKE BOATING EASY

- Non-skid deck surface
 - Remote controlled spot/flood light standard on 338, 328
 - Welded one-piece stainless steel bow rails
 - 100% Armorcote® fade-fighting gel coat finish
 - Cockpit refreshment center standard on 338, 328, 298
 - Aluminum radar arch pre-wired with access ports standard on 338, 328, 298, optional on 268
 - Companion-way door with integrated screen
 - Power windlass with foot controls, helm remote, and rope and chain standard on 338, 328, and optional on 298
 - Deck sunpads optional
 - Opening port lights with integrated screens
 - Easy open, white translucent deck hatches with pop-in screens
 - Gerber™ computer cut upholstery for superior fit and consistency
 - Stainless steel thru-bolted cleats
 - Stable-Vee® hull design
 - Full fiberglass self-bailing cockpit with lay-in carpeting
 - Walk-thru windshield with starboard wiper
 - CE Certification
 - NMMA Certification
 - Yacht Certification
 - Meets applicable USCG and ABYC standards
 - Plugs created with 5-axis router for precision fit and finish
 - Battery Management System accessible in cockpit
- 



- Tilt wheel steering
- Sony® AM/FM CD stereo sound system
- White translucent hatches for privacy complete with integrated screens
- Camper canvas standard
 - Underseat storage compartment at the helm
- U-shaped cockpit seating with optional fill-in cushions
- Full-featured helm with complete instrumentation and room for optional electronics
- Designs created using Pro-E solid modeling CAD system for advanced styling
- Transom storage lockers
- Sculpted aft cockpit lounge on 338, 328, 298
- Walk-thru transom
- Transom shower on 338, 328, 298, 268
- Deep-reach concealed swim ladder
- Marine grade vinyls
- Chrome plated brass thru-hull fittings
- Standard depth sounder at helm
- Transom stereo remote optional
- Double-wide adjustable helm seat with flip up bolster
- Volvo-Penta® sterndrive and inboard power
- Extended swim platform
- Side wall storage lockers in cockpit area





338



338 Vista™

Discover yacht-caliber cruising at its best in the 338 Vista™ cruiser.

Sophisticated styling and elegant features highlight this luxury cruiser. From bow to stern, the sweeping design elements make a statement of quality and distinction unlike any other. Truly the best that Four Winns offers, the 338 Vista cruiser is in a class of its own.





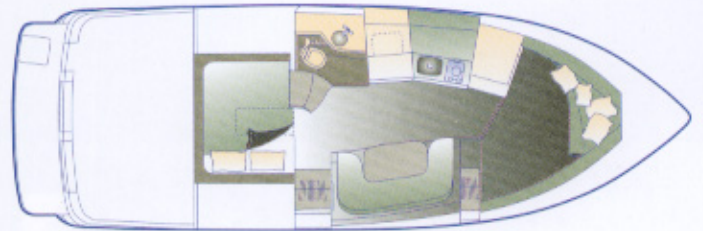
SPECIFICATIONS

LOA (with swim platform)35'7" / 10.8 m
LOA (without swim platform)33'5" / 10.2 m
Beam11'9" / 3.58 m
Bridge Clearance with Arch9'2" / 2.80 m
Deadrise19°
Draft35" / 89 cm
Fuel Capacity220 gal / 832 L
Potable Water Capacity44 gal / 166 L
Holding Tank - Waste30 gal / 113 L
Boat/Engine Weights12,600 to 13,000 lbs5,710 to 5,900 kg

AVAILABLE ENGINES

VOLVO-PENTA®	Horsepower	Range
Twin 5.7 GSi	280hp/209kw	220mi/350km
Twin 5.7 GXi	315hp/235kw	220mi/350km
Twin 7.4Gi	310hp/231kw	220mi/350km

Remote oil filter is standard on all engines



BACKGROUND: The striking Admiral's Gold décor is an upgrade selection on the 338, 328 and 298 Vista™ models.

TOP: An engaging cherry finish is standard on all Vista cruiser galleys and cabinetry.

BOTTOM LEFT: The wide, open access makes the mid-cabin an extension of the main salon.

BOTTOM CENTER: The head offers generously-sized shower and full personal facilities.

BOTTOM RIGHT: The cockpit, spacious for a 33 foot cruiser, offers an entertainment center with your choice of icemaker or refrigerator.





328



328 Vista™

Grace and elegance highlight the contemporary lines of the 328 Vista™ cruiser. Featuring a standard concealed windlass on the contoured foredeck and a commanding helm with room for optional electronics, the 328 makes a statement in high-caliber cruising. Enjoy true luxury in the 328 Vista cruiser.





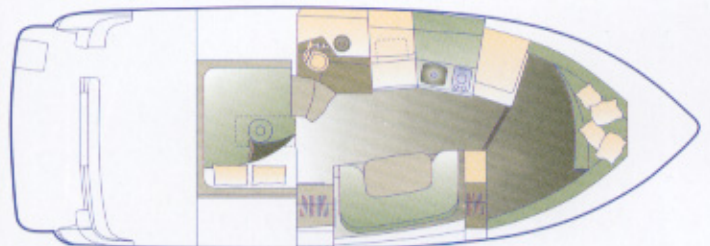
SPECIFICATIONS

LOA (with swim platform)35'1" / 10.7 m
LOA (without swim platform)	.32'11" / 10.0 m
Beam11'9" / 3.58 m
Bridge Clearance with Arch	.9'2" / 2.80 m
Deadrise19°
Draft - Drives Down39" / 99 cm
Fuel Capacity220 gal / 832 L
Potable Water Capacity44 gal / 166 L
Holding Tank - Waste30 gal / 113 L
Boat/Engine Weights12,300 to 12,700 lbs5,580 to 5,770 kg

AVAILABLE ENGINES

VOLVO-PENTA®	Horsepower	Range
Twin 5.7 GSi/Duoprop®*	280hp/209kw	280mi/450km
Twin 5.7 GXi/Duoprop®*	315hp/235kw	280mi/450km
Twin KAD 32/Duoprop®*	159hp/119kw	510mi/820km

Remote oil filter is standard on all engines
*Duoprop® includes stainless steel propellers



BACKGROUND: The rich Captain's Navy interior is an optional interior upgrade. A pillow package is standard on the 338, 328 and 298 models.

TOP LEFT: A newly designed galley offers abundant storage and full meal preparation amenities.

TOP RIGHT: Full fiberglass construction and Vacu-Flush head are standard.

BOTTOM LEFT: Just beyond the dinette, you'll find a convenient electrical control panel and a Sony® sound system complete with CD and optional CD changer.

BOTTOM CENTER: The versatile mid-cabin may be used for sleeping or relaxing.

BOTTOM RIGHT: Like the 338 and 298, the 328 Vista™ cruiser features an innovative sculpted lounge in the cockpit and an extended swim platform.



298



298 Vista™

You'll feel pride every time you step aboard your 298 Vista™ cruiser. It's an appreciation that grows deeper with every cruise you take. The innovative three-way port-side lounge, together with the uniquely sculpted aft cockpit, and built-in entertainment center complete the look of distinction. The cabin appointments below provide gracious living to the already superior cruiser above.





SPECIFICATIONS

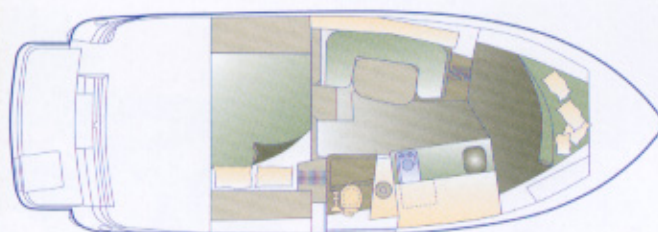
LOA (with swim platform)31'0" / 9.45 m
LOA (without swim platform)	.28'0" / 8.54 m
Beam10'6" / 3.20 m
Bridge Clearance11'2" / 3.40 m
Deadrise19°
Draft - Drive Down39" / 99 cm
Fuel Capacity140 gal / 529 L
Potable Water Capacity30 gal / 113 L
Holding Tank - Waste30 gal / 113 L
Boat/Engine Weights9,740 to 9,780 lbs
4,420 to 4,440 kg

AVAILABLE ENGINES

VOLVO-PENTA®	Horsepower	Range
Twin 5.0 Gi/SX250hp/187kw	200mi/320km
Twin 5.0 Gi/Duoprop**	250hp/187kw	210mi/340km
Twin 5.7 GSi/Duoprop**	280hp/204kw	200mi/320km
Twin KAD 32/Duoprop**	159hp/119kw	380mi/610km

Remote oil filter is standard

*Duoprop® includes stainless steel propellers



BACKGROUND: The Biscayne Blue interior choice graces the 298 Vista™ cruiser main salon.

TOP LEFT: A roomy mid-cabin features an adjacent hanging locker for added convenience. (shown in Captain's Navy)


TOP RIGHT: A starboard-side galley offers impressive storage while maintaining outstanding aesthetics.

BOTTOM LEFT: A solid wood table at the dinette enhances the galley's appealing finish.

BOTTOM CENTER: The head offers generously-sized shower and full personal facilities.

BOTTOM RIGHT: A cozy port-side settee in the forward cockpit offers innovative entertaining possibilities.





268 Vista™



We've blended style with convenience in the full featured 268 Vista™ cruiser. Unparalleled balance, responsiveness, and design are hallmarks of this classic cabin cruiser. Details like the extended swim platform make cruising a pleasure. The 268 Vista cruiser is an easy choice for the most discriminating boater.





SPECIFICATIONS

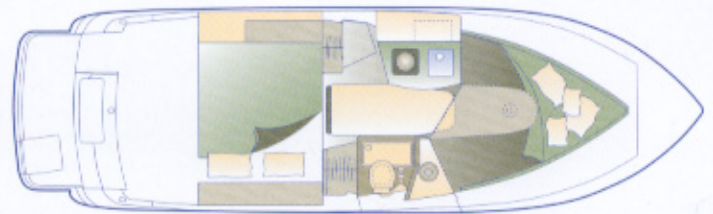
LOA (with swim platform)28'2" / 8.59 m
LOA (without swim platform)	.25'8" / 7.83 m
Beam8'6" / 2.59 m
Bridge Clearance7'0" / 2.13 m
Deadrise17°
Draft - Drive Down39" / 99 cm
Fuel Capacity85 gal / 321 L
Potable Water Capacity21 gal / 79 L
Holding Tank - Waste21 gal / 79 L
Boat/Engine Weights6,290 to 6,520 lbs
2,850 to 2,960 kg

AVAILABLE ENGINES

	VOLVO-PENTA®	Horsepower	Range
5.7 GS/SX250hp/187kw	150mi/240kw
5.7 GS/Duoprop®*250hp/187kw	160mi/260kw
5.7 GSi/Duoprop®*280hp/209kw	170mi/270kw
5.7 GXi/Duoprop®*315hp/235kw	170mi/270kw
8.1 Gi/Duoprop®*375hp/280kw	160mi/260kw

Remote oil filter is standard on 8.1 Gi engine

*Duoprop® includes stainless steel propellers



BACKGROUND: Aluetian Isle Green is one of the three standard interior motifs.

TOP: The especially roomy mid-cabin offers overhead lighting as well as an opening port light.

BOTTOM LEFT: Full meal preparation facilities and convenient storage are standards. A microwave is an available option.

BOTTOM CENTER: Storage is found throughout the head compartments in all Vista™ models.

BOTTOM RIGHT: Like all Vista cruisers, the 268 rides on Four Winns patented Stable-Vee® hull for superior performance.





248



248 Vista™

Make your dream of owning a cruiser a reality. You'll love the features of the 248 Vista™ cruiser. It has all the elegance and class of a larger cruiser but in a more personal size. Perfect for any size body of water, the 248 Vista cruiser is an easy choice in cruising options. Spacious accommodations both on deck and below are amenities you'll appreciate in the 248 Vista cruiser.





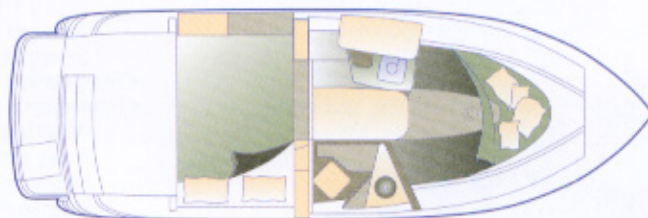
SPECIFICATIONS

LOA (with swim platform)	. . . 26'2" / 7.98 m
LOA (without swim platform)	. 23'10" / 7.27 m
Beam 8'6" / 2.55 m
Bridge Clearance 6'9" / 2.06 m
Deadrise 17°
Draft - Drive Down 36" / 91 cm
Fuel Capacity 70 gal / 265 L
Potable Water Capacity 16 gal / 60 L
Holding Tank - Waste 16 gal / 60 L
Boat/Engine Weights 5,730 to 5,960 lbs
 2,600 to 2,700 kg

AVAILABLE ENGINES

VOLVO-PENTA®	Horsepower	Range
5.0 GL/SX	220hp/164kw	150mi/240km
5.0 GL/Duoprop*	220hp/164kw	160mi/260km
5.0 G/SX	250hp/187kw	160mi/260km
5.0 G/Duoprop*	250hp/187kw	160mi/260km
5.7 GS/SX	250hp/187kw	150mi/240km
5.7 GS/Duoprop*	250hp/187kw	160mi/260km
5.7 GS/Duoprop*	280hp/209kw	160mi/260km
5.7 GX/Duoprop*	315hp/235kw	160mi/260km

*Duoprop includes stainless steel propellers



BACKGROUND: The attractive color palette of the Mediterranean Sand interior selection creates a pleasant living environment.

TOP: The spacious mid-cabin of the 248 Vista™ cruiser comfortably extends accommodations to sleep four.

BOTTOM LEFT: Full galley features include an electric stove, refrigerator and sink. An optional microwave is available.

BOTTOM CENTER: Full head accommodations enable live-aboard conveniences.

BOTTOM RIGHT: Two-tone gel treatments enhance the design statement of the 248 Vista cruiser.



338

**HULL/DECK**

- 100% Armorcote® gel-coat
- Anchor line locker, access with lid
- Balsa-cored hull sides and deck
- Bow platform with anchor roller
- Bow rails, welded one piece, one inch stainless steel
- Bow and stern eyes, stainless steel
- Chrome plated brass thru-hull fittings
- Cleats (6), bolted, 10"
- Deck hatches (3), translucent with screens
- Dockside power inlet, transom storage
- Dockside telephone line inlet, transom storage
- Dockside water inlet, transom storage
- Drain plug, brass threaded
- Engine compartment ventilators, color coordinated
- Fiberglass molded deck toe rail
- Fill caps, stainless steel (water, fuel and waste)
- Horn, dual trumpet
- Light, spot/flood, remote
- Navigation lighting
- Non-skid on swim platform, foredeck, walk-around, walk-thru, bow platform and cockpit floor
- Port lites (6), opening with screens
- Radar arch, aluminum with cockpit lights, wire chase and grab handles
- Rub rail, rigid vinyl with stainless steel insert
- Shower, aft, hot/cold
- Stable-Vee® hull
- Swim ladder, concealed
- Swim platform, extended
- Transom door, walk-thru
- Transom locker, integrated fender storage, shore power access and additional storage
- Trim tabs, hydraulic
- Windlass with foot controls, rope, chain and anchor
- CE certification
- NMMA certification
- Yacht certification
- Meets applicable USCG and ABYC standards

COCKPIT

- Battery management system with isolated engine start and ship's system circuits
- Beverage holders
- Cabin door, acrylic with screen
- Cockpit carpet, 40 oz., lay-in
- Cockpit courtesy lighting
- Cockpit table
- Compass
- Dash, includes space for GPS, VHF and radar
- Depth sounder
- Dual shift and throttle controls
- Engine room hatches
- Entertainment center, Corian® counter top with sink
- Fiberglass cockpit liner, self-bailing
- Ice maker
- Instrumentation - fuel gauges, tachometer, volt meter, trim gauges, engine temperature, oil pressure, engine synchronization and rudder angle indicator
- Instrument panel, woodgrain
- Receptacles, 110VAC / 12VDC (2 @ helm) (220VAC - international)
- Seating:
 - Double-wide adjustable helm
 - Drivers side with flip-up bolster
 - Port lounge, 2 person
 - Stern seat, custom U-shape with fill-in cushions
- Speakers, Sony® (4)

- Steering, hydraulic
 - Leather wrapped
 - Four spoke
 - Tilt wheel
- Stern assist rail, stainless steel
- Storage:
 - Beneath helm seat
 - Beneath port lounge
 - Port and starboard side walls
- Walk-thru windshield
- Windshield wipers, port and starboard

CABIN

- Cabin entry, centered
- Cabin height, 6'2" (6'0" @ V-berth)
- Cabin panel, 110VAC / 12VDC (220VAC - international)
- Cabin runner, lay-in
- Carpet, lay-in
- C/O monitors
- Dinette:
 - Large U-shaped dining area
 - Under seat storage
 - Converts to berth
- Fiberglass floor
- Forward berth:
 - Raised berth
 - Privacy curtain
 - Hanging locker
 - Under berth storage
- Headliner, easy clean
- Interior décor choices:
 - Biscayne Blue
 - Aleutian Isle Green
 - Mediterranean Sand
- Lighting:
 - Multi-zone lighting system
 - Courtesy floor lighting
 - Forward berth, overhead lighting
 - Salon, overhead lighting
- Receptacles (4), 110VAC (220VAC - international)
- Stereo, Sony® AM/FM CD player with (4) speakers
- TV / VCR
- Telephone jack connection
- Throw pillows
- V-berth mirror

GALLEY AREA

- Cabinets:
 - Woodgrain
 - Positive latch system
- Electric stove, 2 burner, flush mounted
- Generous counter space
- Lighting, under cupboard, overhead
- Microwave, 110VAC, (220VAC - international)
- Polished, granite-look countertop with sink cover/cutting board
- Receptacles, 110VAC / 12VDC (220VAC - international)
- Refrigerator, dual voltage, 110VAC / 12VDC (220VAC - international)
- Storage, generous upper and lower enclosed storage
- Trash receptacle

HEAD AND SHOWER AREA

- Full fiberglass enclosed stand-up head with shower curtain

- Head door, locking with mirror
- Head, porcelain, with holding tank
- Head, Vacu-Flush system
- Lighting, overhead
- Port lite, opening, with screen
- Power ventilation
- Receptacle, 110VAC (220VAC - international)
- Sink and vanity
- Storage, vanity, upper compartment
- Tank level indicators, potable water and waste
- Vanity mirror

MID CABIN

- Access, wide opening
- Lighting, overhead
- Privacy curtain
- Seating:
 - U-shaped, converts to generous size bed
 - Storage beneath seats
- Storage:
 - Hanging locker with adjustable shelves
 - Side wall cabinet
- Table
- Window, opening, with screen

ENGINE COMPARTMENT

- Automatic bilge pump
- Batteries (3) with switch
- Battery charger/converter (30 amp)
- Color-coded wiring with chafe protection
- Electric bilge blower
- Electric fuel sending units
- Forward cabin bilge pump
- Insulated engine compartment
- Remote oil filters
- Twin aluminum fuel tanks with crossover system
- Water heater (10.5 gallon)

CANVAS

- Camper canvas color choices - navy, red, green, taupe or black
- Stainless steel top hardware

OPTIONS

- Air conditioning/heater (12,000 Btu)
- CD changer, 10 disc
- Deck sunpads
- Engine flush-out kit
- European aft cabin bulkhead
- Fire extinguishing system
- Fresh water cooling
- Gas vapor detector
- Generator 5 kw @ 110VAC, 4 kw @ 220VAC
- Grey water (30 gallon) with indicator
- Head, additional holding tank (30 gallon)
- Head, overboard discharge
- Hour meters
- Interior upgrade: Admiral's Gold
Captain's Navy
- Navigational Package 1: Raytheon VHF-210
Raytheon 300-GPS
- Navigational Package 2: Raytheon VHF-210
Raytheon ST60 Depth Finder
Raytheon RL72RC with Mapping
VDO Ambient Air Temperature Gauge
- Refrigerator, cockpit (exchange for icemaker)
- Stereo remote with display at swim platform
- Stove, alcohol/electric

328

**HULL/DECK**

- 100% Armorcote® gel-coat
- Anchor line locker, access with lid
- Balsa-cored hull sides and deck
- Bow platform with anchor roller
- Bow rails, welded one piece, one inch stainless steel
- Bow and stern eyes, stainless steel
- Chrome plated brass thru-hull fittings
- Cleats (6), bolted, 10"
- Deck hatches (3), translucent with screens
- Dockside power inlet, transom storage
- Dockside telephone line inlet, transom storage
- Dockside water inlet, transom storage
- Drain plug, brass threaded
- Engine compartment ventilators, color coordinated
- Fiberglass molded deck toe rail
- Fill caps, stainless steel (water, fuel and waste)
- Horn, dual trumpet
- Light, spot/flood, remote
- Navigation lighting
- Non-skid on swim platform, foredeck, walk-around, walk-thru, bow platform and cockpit floor
- Port lites (6), opening with screens
- Radar arch, aluminum with cockpit lights, wire chase and grab handles
- Rub rail, rigid vinyl with stainless steel insert
- Shower, aft, hot/cold
- Stable-Vee® hull
- Swim ladder, concealed
- Swim platform, extended
- Transom door, walk-thru
- Transom locker, integrated fender storage, shore power access and additional storage
- Trim tabs, hydraulic
- Windlass with foot controls, rope, chain and anchor
- CE certification
- NMMA certification
- Yacht certification
- Meets applicable USCG and ABYC standards

COCKPIT

- Battery management system with isolated engine start and ship's system circuits
- Beverage holders
- Cabin door, acrylic with screen
- Cockpit carpet, 40 oz., lay-in
- Cockpit courtesy lighting
- Cockpit table
- Compass
- Dash, includes space for GPS, VHF and radar
- Depth sounder
- Dual engine binnacle controls with tilt/trim switches
- Engine room hatches
- Entertainment center, Corian® counter top with sink
- Fiberglass cockpit liner, self-bailing
- Ice maker
- Instrumentation - fuel gauges, tachometer, volt meter, trim gauges, engine temperature, oil pressure and engine synchronization
- Instrument panel, woodgrain
- Receptacles, 110VAC / 12VDC (2 @ helm) (220VAC - international)
- Seating:
 - Double-wide adjustable helm
 - Drivers side with flip-up bolster
 - Port lounge (2 person)
 - Stern seat, custom U-shape with fill-in cushions
- Speakers, Sony® (4)

- Steering, tilt wheel
 - Leather wrapped
 - Four spoke
- Stern assist rail, stainless steel
- Storage:
 - Beneath helm seat
 - Beneath port lounge
 - Port and starboard side walls
- Walk-thru windshield
- Windshield wipers, port and starboard

CABIN

- Cabin entry, centered
- Cabin height, 6'2" (6'0" @ V-berth)
- Cabin panel, 110VAC / 12VDC (220VAC - international)
- Cabin runner, lay-in
- Carpet, lay-in
- C/O monitors
- Dinette:
 - Large U-shaped dining area
 - Under seat storage
 - Converts to berth
- Fiberglass floor
- Forward berth:
 - Raised berth
 - Privacy curtain
 - Hanging locker
 - Under berth storage
- Headliner, easy clean
- Interior décor choices:
 - Biscayne Blue
 - Aleutian Isle Green
 - Mediterranean Sand
- Lighting:
 - Multi-zone lighting system
 - Courtesy floor lighting
 - Forward berth, overhead lighting
 - Salon, overhead lighting
- Receptacles (4), 110VAC (220VAC - international)
- Stereo, Sony® AM/FM CD player with (4) speakers
- TV / VCR
- Telephone jack connection
- Throw pillows
- V-berth mirror

GALLEY AREA

- Cabinets:
 - Woodgrain
 - Positive latch system
- Electric stove, 2 burner, flush mounted
- Engine room counter space
- Lighting, under cupboard, overhead
- Microwave, 110VAC, (220VAC - international)
- Polished, granite-look countertop with sink cover/cutting board
- Receptacles, 110VAC / 12VDC
- Refrigerator, dual voltage, 110VAC / 12VDC (220VAC - international)
- Storage, generous upper and lower enclosed storage
- Trash receptacle

HEAD AND SHOWER AREA

- Full fiberglass enclosed stand-up head with shower curtain
- Head door, locking with mirror
- Head, porcelain, with holding tank

- Head, Vacu-Flush system
- Lighting, overhead
- Port lite, opening, with screen
- Power ventilation
- Receptacle, 110VAC (220VAC - international)
- Sink and vanity
- Storage, vanity, upper compartment
- Tank level indicators, potable water and waste
- Vanity mirror

MID CABIN

- Access, wide opening
- Lighting, overhead
- Privacy curtain
- Seating:
 - U-shaped, converts to generous size bed
 - Storage beneath seats
- Storage:
 - Hanging locker with adjustable shelves
 - Side wall cabinet
- Table
- Window, opening, with screen

ENGINE COMPARTMENT

- Automatic bilge pump
- Batteries (3) with switch
- Battery charger/converter (30 amp)
- Color-coded wiring with chafe protection
- Electric bilge blower
- Electric fuel sending units
- Forward cabin bilge pump
- Insulated engine compartment
- Power trim and tilt
- Twin aluminum fuel tanks with crossover system
- Water heater (10.5 gallon)

CANVAS

- Camper canvas color choices - navy, red, green, taupe or black
- Stainless steel top hardware

OPTIONS

- Air conditioning/heater (12,000 Btu)
- CD changer, 10 disc
- Deck sunpads
- Engine flush-out
- European aft cabin bulkhead
- Fire extinguishing system
- Gas vapor detector
- Generator 5 kw @ 110VAC, 4 kw @ 220VAC
- Grey water (30 gallon) with indicator
- Head, additional holding tank (30 gallon)
- Head, overboard discharge
- Hour meters
- Interior upgrade: Admiral's Gold Captain's Navy
- Navigational Package 1: Raytheon VHF-210 Raytheon 300-GPS
- Navigational Package 2: Raytheon VHF-210 Raytheon ST60 Depth Finder Raytheon RL72RC with mapping VDO Ambient Air Temperature Gauge
- Refrigerator, cockpit (exchange for icemaker)
- Remote oil filter (standard on KAD 32 engines)
- Stereo remote with display at swim platform
- Stove, alcohol/electric

298



HULL/DECK

- 100% **Armorcote® gel-coat**
- Anchor line locker, access with lid
- Balsa-cored hull sides and deck
- Bow platform with anchor roller
- Bow rails, welded one piece, one inch stainless steel
- Bow and stern eyes, stainless steel
- Chrome plated brass thru-hull fittings
- Cleats (6), bolted, 10"
- Deck hatches (2), translucent with screens
- Dockside power inlet, transom storage
- Dockside telephone line inlet
- Dockside water inlet, transom storage
- Drain plug, brass threaded
- Engine compartment ventilators, color coordinated
- Fiberglass molded deck toe rail
- Fill caps, stainless steel (water, fuel and waste)
- Horn, trumpet
- Navigation lighting
- Non-skid on swim platform, foredeck, walk-around, walk-thru, bow platform and cockpit floor
- Port lites (6), opening with screens
- **Radar arch, aluminum with cockpit lights, wire chase and grab handles**
- Rub rail, rigid vinyl with stainless steel insert
- **Shower, aft, hot/cold**
- **Stable-Vee® hull**
- Swim ladder, concealed
- **Swim platform, extended**
- Transom door, walk-thru
- Transom locker, shore power access, additional storage
- **Trim tabs, hydraulic**
- CE certification
- NMMA certification
- Yacht certification
- Meets applicable USCG and ABYC standards

COCKPIT

- Battery management system with isolated engine start and ship's system circuits
- Beverage holders
- Cabin door, acrylic with screen
- **Cockpit carpet, 40 oz., lay-in**
- Cockpit courtesy lighting
- **Cockpit table**
- Compass
- Dash, includes space for GPS and VHF
- Depth sounder
- Dual engine binnacle controls with tilt/trim switches
- Engine room hatches
- Entertainment center, Corian® counter top with sink
- **Fiberglass cockpit liner, self-bailing**
- Instrumentation - fuel gauges, tachometer, volt meter, trim gauges, engine temperature, oil pressure, engine synchronization and electronic speedometer
- Instrument panel, woodgrain
- Receptacles, 110VAC / 12VDC, (1 @ helm) (220VAC - international)
- Seating:
 - **Double-wide helm, adjustable**
 - **Drivers side with flip-up bolster**
 - Port settee
 - Stern seat, custom U-shape with fill-in cushions
- Speakers, Sony® (2)
- Steering, tilt wheel
 - Leather wrapped
 - Four spoke

- Stern assist rail, stainless steel
- Storage:
 - Beneath helm seat
 - Beneath port seat
 - Port and starboard side walls
- Walk-thru windshield
- **Windshield wipers, port and starboard**

CABIN

- Cabin entry, centered
- Cabin height, 6'1" (6'0" @ V-berth)
- Cabin panel, 110VAC / 12VDC (220VAC - international)
- Cabin runner, lay-in
- Carpet, lay-in
- **C/O monitors**
- Dinette:
 - Large U-shaped dining area
 - Under seat storage
 - Converts to berth
- Fiberglass floor
- Forward berth:
 - Raised berth
 - Privacy curtain
 - Under berth storage
- Headliner, easy clean
- Interior décor choices:
 - Biscayne Blue
 - Aleutian Isle Green
 - Mediterranean Sand
- Lighting:
 - Multi-zone lighting system
 - Forward berth, overhead lighting
 - Salon, overhead lighting
- Receptacles (3), 110VAC / 12VDC (220VAC - international)
- **Stereo, Sony® AM/FM CD player with (4) speakers**
- TV cable and antenna connections
- Telephone jack connection
- **Throw pillows**
- V-berth mirror

GALLEY AREA

- Cabinets:
 - Woodgrain
 - Positive latch system
- Electric stove, 2 burner, flush mounted
- Generous counter space
- Lighting, under cupboard, overhead
- **Microwave, 110VAC (220VAC - international)**
- Polished, granite-look countertop with sink cover/cutting board
- Receptacles, 110VAC / 12VDC (220VAC - international)
- Refrigerator, dual voltage, 110VAC / 12VDC (220VAC - international)
- Storage, generous upper and lower enclosed storage
- Trash receptacle

HEAD & SHOWER AREA

- Full fiberglass enclosed stand-up head with shower curtain
- Head door, locking with mirror
- Head, porcelain with holding tank
- **Head, Vacu-Flush system**
- Lighting, overhead

- Port lite, opening, with screen
- Power ventilation
- Receptacle, 110VAC (220VAC - international)
- Sink and vanity
- Tank level indicators, potable water and waste
- Vanity mirror

MID CABIN

- Access, wide opening
- Lighting, directional
- Privacy curtain
- Seating:
 - U-shaped, converts to generous size bed
 - Storage beneath seats
- Storage:
 - Hanging locker
 - Side wall cabinet
- Window, opening, with screen

ENGINE COMPARTMENT

- Automatic bilge pump
- Batteries (3) with switch
- Battery charger/converter (30 amp)
- Color-coded wiring with chafe protection
- Electric bilge blower
- Electric fuel sending units
- Forward cabin bilge pump
- Insulated engine compartment
- Power trim and tilt
- Remote oil filters
- Twin fuel tanks with crossover system
- Water heater (6 gallon)

CANVAS

- **Camper canvas color choices - navy, red, green, taupe or black**
- Stainless steel top hardware

OPTIONS

- Air conditioning/heater (10,000 Btu)
- CD changer, 10 disc
- Deck sunpads
- Engine flush-out kit
- Fire extinguishing system
- Gas vapor detector
- Generator 5 kw @ 110VAC, 4 kw @ 220VAC
- Grey water system with holding tank
- Head, overboard discharge
- Hour meter
- Ice maker, cockpit
- Interior upgrade: Admiral's Gold Captain's Navy
- Light, spot/flood remote
- **Navigational Package 1:** Raytheon VHF-210 Raytheon 300-GPS
- Port lounge (exchange for port settee)
- Refrigerator, cockpit
- Stereo remote with display at swim platform
- Stove, alcohol/electric
- TV/VCR with antenna
- Windlass with rope, chain and anchor
- **CANVAS OPTIONS**
- Cockpit cover

268

**HULL/DECK**

- 100% Armorcoat® gel-coat
- Anchor line locker, access with lid
- Balsa-cored hull sides and deck
- Bow anchor roller
- Bow rails, welded one piece, one inch stainless steel
- Bow and stern eyes, stainless steel
- Chrome plated brass thru-hull fittings
- Cleats (6), bolted, 10"
- Deck hatch, translucent with screen
- Dockside power inlet, stainless steel, port
- Drain plug, brass threaded
- Engine compartment ventilators, color coordinated
- Fill caps, stainless steel (water, fuel and waste)
- Horn, trumpet
- Navigation lighting
- Non-skid on swim platform, foredeck, walk-thru and cockpit floor
- Port lites (4), opening with screens
- Rub rail, rigid vinyl, with stainless steel insert
- Shower, aft, hot/cold
- Stable-Vee® hull
- Swim ladder, concealed
- Swim platform, extended
- Transom door, walk-thru
- Transom storage locker
- Trim tabs, hydraulic
- Two-tone gel color choices - navy, red, green, taupe or black
- CE certification
- NMMA certification
- Meets applicable USCG and ABYC standards

COCKPIT

- Battery management system with isolated engine start and ship's system circuits
- Beverage holders
- Cabin door, acrylic with screen
- Cockpit carpet, 40 oz., lay-in
- Cockpit courtesy lighting
- Compass
- Cooler, 36 qt. carry-on
- Dash, includes space for GPS and VHF
- Depth sounder
- Engine room hatch
- Fiberglass cockpit liner, self-bailing
- Instrumentation - fuel gauge, tachometer, volt meter, trim gauge, engine temperature, oil pressure and electronic speedometer
- Receptacle - 12VDC at helm
- Seating:
 - Double-wide adjustable helm with flip-up bolster
 - Custom U-shape stern seat
- Single lever binnacle control with tilt/trim switch
- Speakers, Sony® (2)
- Steering, tilt wheel
 - Leather wrapped
 - Four spoke
- Stern assist rail, stainless steel
- Storage:
 - Side wall
 - Under helm seat
 - Transom locker
- Walk-thru windshield
- Windshield wiper, starboard

CABIN

- Cabin entry, port
- Cabin height, 6'0" (6'0" @ V-berth)
- Cabin panel, 110VAC / 12VDC (220VAC - international)
- Cabin runner, lay-in
- Carpet, lay-in
- C/O monitors
- Fiberglass floor
- Headliner, easy clean
- Interior décor choices:
 - Biscayne Blue
 - Aleutian Isle Green
 - Mediterranean Sand
- Lighting:
 - 12V overhead lighting throughout
- Receptacle, 110VAC (220VAC - international)
- Stereo, Sony® AM/FM CD player with (2) speakers
- V-berth:
 - Large U-shaped dining area
 - Under seat storage
- V-berth mirror

GALLEY AREA

- Electric stove, 1 burner, flush mounted
- Galley cabinetry, woodgrain
- Generous counter space with flip-up extension
- Polished, granite-look countertop
- Receptacle, 110VAC (220VAC - international)
- Refrigerator, dual voltage, 110VAC / 12VDC (220VAC - international)
- Storage, upper and lower enclosed storage with positive latch system

HEAD & SHOWER AREA

- Full fiberglass enclosed stand-up head
- Head door, locking with mirror
- Head, porcelain with holding tank
- Lighting, overhead
- Medicine storage area
- Port lite, opening, with screen
- Receptacle, 110VAC (220VAC - international)
- Sink and vanity
- Vanity mirror

MID CABIN

- Berth access, wide opening
- Lighting, overhead
- Privacy curtain
- Storage, hanging locker
- Window, opening, with screen

ENGINE COMPARTMENT

- Automatic bilge pump
- Batteries, dual with switch
- Battery charger/converter (20 amp)
- Color-coded wiring with chafe protection
- Electric bilge blower
- Electric fuel sending unit
- Forward cabin bilge pump
- Insulated engine compartment
- Power trim and tilt
- Shower sump pump
- Water heater (6 gallon)

CANVAS

- Camper canvas - bimini top, front connector, side and aft curtains
- Stainless steel top hardware

OPTIONS

- Air conditioning/heater (5,000 Btu)
- CD changer, 10 disc
- Deck sunpads
- Engine flush-out kit
- Fire extinguishing system
- Gas vapor detector
- Generator (includes air conditioning/heater, N/A with 5.7 GS or Grey water system)
- Grey water system with holding tank
- Head, overboard discharge
- Head, Vacu-Flush
- Hour meter
- Light, spot/flood remote
- Microwave
- Navigational Package 1: Raytheon VHF-210
Raytheon 300-GPS
- Pillow package
- Prop, stainless (SX only)
- Radar arch
- Remote oil filter (standard on 8.1 Gi engine)
- Seat cushion, aft fill-in
- Stereo remote with display at swim platform
- Stove, alcohol/electric
- Table, cockpit
- Tank level indicators
- Windlass with rope, chain and anchor

CANVAS OPTIONS

- Cockpit cover

TRAILER OPTIONS

- Tandem axle trailer with disc brakes, surge
- Tandem disc brakes, surge
- Galvanized trailer
- Spare tire and wheel
- Spare tire and wheel, aluminum or galvanized
- Wheel, aluminum (each)

248

**HULL/DECK**

- 100% **Armorcote® gel-coat**
- Anchor line locker, access with lid
- Balsa-cored hull sides and deck
- Bow anchor roller
- Bow rails, welded one piece, one inch stainless steel
- Bow and stern eyes, stainless steel
- Chrome plated brass thru-hull fittings
- Cleats (6), bolted, 8"
- Deck hatch, translucent with screen
- Dockside power inlet, stainless steel, port
- Drain plug, brass threaded
- Engine compartment ventilators, color coordinated
- Fill caps, stainless steel (water, fuel and waste)
- Horn, trumpet
- Navigation lighting
- Non-skid on swim platform, foredeck, walk-thru and cockpit floor
- Port lites (4), opening with screens
- Rub rail, rigid vinyl with stainless steel insert
- **Stable-Vee® hull**
- Swim ladder, concealed
- **Swim platform, extended**
- Transom door, walk-thru
- Transom storage locker
- **Trim tabs, hydraulic**
- **Two-tone gel color choices - navy, red, green, taupe or black**
- CE certification
- NMMA certification
- Meets applicable USCG and ABYC standards

COCKPIT

- Battery switch
- Beverage holders
- Cabin door, acrylic with screen
- **Cockpit carpet, 40 oz., lay-in**
- Cockpit courtesy lighting
- Compass
- Cooler, 36 qt. carry-on
- Dash, includes space for GPS and VHF
- **Depth sounder**
- Engine room hatch
- **Fiberglass cockpit liner, self-bailing**
- Instrumentation - fuel gauge, tachometer, volt meter, trim gauge, engine temperature, oil pressure and electronic speedometer
- Receptacle - 12 VDC @ helm
- Seating:
 - Double-wide adjustable helm with flip-up bolster
 - Custom U-shape stern seat
- Single lever binnacle control with tilt/trim switch
- Speakers, Sony® (2)
- **Steering, tilt wheel**
 - Leather wrapped
 - Four spoke
- Stern assist rail, stainless steel
- Storage:
 - Side wall
 - Beneath helm seat
 - Transom locker
- Walk-thru windshield
- **Windshield wiper, starboard**

CABIN

- Cabin entry, port
- Cabin panel, 110VAC / 12VDC (220VAC - international)
- Cabin runner, lay in
- Carpet, lay-in
- **C/D monitors**
- Fiberglass floor
- Headliner, easy clean
- Interior décor choices:
 - Biscayne Blue
 - Aleutian Isle Green
 - Mediterranean Sand
- Lighting:
 - 12VAC overhead lighting
- Receptacles, 110VAC / 12VDC (220VAC - international)
- **Stereo, Sony® AM/FM CD player with (2) speakers**
- V-berth:
 - Large U-shaped dining area
 - Under seat storage
- V-berth mirror

GALLEY AREA

- Electric stove, 1 burner, flush mounted
- Galley cabinetry, woodgrain
- Generous counter space with flip-up extension
- Polished, granite-look countertop
- Receptacles, 110VAC / 12VDC (220VAC - international)
- Refrigerator, dual voltage, 110VAC / 12VDC (220VAC - international)
- Storage, upper and lower enclosed storage with positive latch system

HEAD & SHOWER AREA

- Full fiberglass enclosed stand-up head
- Head door, locking with mirror
- **Head, porcelain with holding tank**
- Lighting, overhead
- Medicine storage area
- Port lite, opening, with screen
- Receptacle, 110VAC (220VAC - international)
- Sink and vanity
- Vanity mirror

MID CABIN

- Berth access, wide opening
- Lighting, directional, wall-mounted
- Privacy curtain
- Storage, hanging locker, (2) enclosed with doors
- Window, opening, with screen

ENGINE COMPARTMENT

- Automatic bilge pump
- Batteries, dual with switch
- Battery charger/converter (20 amp)
- Color-coded wiring with chafe protection
- Electric bilge blower
- Electric fuel sending unit
- Forward cabin bilge pump
- Insulated engine compartment
- Power trim and tilt

- Shower sump pump
- Water heater (6 gallon)

CANVAS

- **Camper canvas - bimini top, front connector, side and aft curtains**
- Stainless steel top hardware

OPTIONS

- Air conditioning/heater (5,000 Btu)
- CD changer, 10 disc
- Deck sunpads
- Engine flush-out kit
- Fire extinguishing system
- Gas vapor detector
- Grey water system with holding tank
- Head, overboard discharge
- Head, Vacu-Flush
- Hour meter
- Light, spot/flood remote
- Microwave
- **Navigational Package 1:** Raytheon VHF-210
Raytheon 300-GPS
- Pillow package
- Prop, stainless (SX only)
- Remote oil filter
- Seat cushion, aft fill-in
- Shower, aft
- Stereo remote with display at swim platform
- Stove, alcohol/electric
- Table, cockpit
- Tank level indicators

CANVAS OPTIONS

- Cockpit cover

TRAILER OPTIONS

- Tandem axle trailer with disc brakes, surge
- Tandem disc brakes, surge
- Galvanized trailer
- Spare tire and wheel
- Spare tire and wheel, aluminum or galvanized
- Wheel, aluminum (each)



CLIMATE CONTROL SYSTEM

Enjoy the cabin of your Vista™ cruiser with the superior climate control system available from Four Winns. From the 5,000 BTU option on the 248 to the 12,000 BTU option on the 338, you'll appreciate the comforts available in your Vista cruiser.



SPOTLIGHT WITH REMOTE

Let Four Winns help light your way with their remote control spotlight option. (Standard on 338 and 328)



NAVIGATIONAL PACKAGE I

The Navigation Package I is an available option on all Vista models. It includes Raytheon VHF-210 and Raytheon 300 GPS.



DECK SUNPADS

Enjoy a day of sunning or lounging with our oversized deck sunpads. Perfect for tanning or lying back to watch the sunset.



SONY® STEREO 10-DISC CD CHANGER

Enjoy your favorite music all day long with the available Sony 10-disc CD changer.



TRANSOM STEREO REMOTE

Entertain with ease when you opt for the transom stereo remote. You'll enjoy your favorite music no matter where you relax on your Vista cruiser.

A color coordinated camper canvas comes standard with every Vista model, expanding living and sleeping possibilities in the cockpit. It easily converts to a bimini top for daytime cruising convenience.

There's also an optional cockpit cover available on all Vista models to keep your possessions covered and out of sight. The canvas is custom sewn and hand fitted to precisely fit your Vista model.



Bimini (Standard)



Camper Canvas (Standard)



Cockpit Cover (Optional)

Exterior Colors & Interior Fabrics


Customize your Four Winns® Vista™ cruiser with our selection of color and fabric choices. Choose from an assortment of two-tone gel treatments for the exterior of your Vista cruiser and complete the look with one of the coordinating fabrics for the interior design. It's an easy way to create a distinct look for your Vista cruiser.

	BISCAYNE BLUE	MEDITERRANEAN SAND	ALEUTIAN ISLE GREEN	CAPTAIN'S NAVY (Optional)	ADMIRAL'S GOLD (Optional)
338	■	■	■	■	■
328	■	■	■	■	■
298	■	■	■	■	■
268	■	■	■		
248	■	■	■		

NAVY



RED




GREEN



TAUPE



BLACK




BISCAYNE BLUE



MEDITERRANEAN SAND



ALEUTIAN ISLE GREEN



CAPTAIN'S NAVY (OPTIONAL)





ADMIRAL'S GOLD (OPTIONAL)



Engines & Trailers

Vista sterndrive models are powered by **Volvo-Penta®**, who pioneered the wide spread use of stern drives in recreational boating. They remain an

Volvo-Penta®
Sterndrive



Volvo-Penta®
Inboard

industry leader. You'll enjoy the benefits of engineering superiority and reliable smooth performance every time you go out.

Volvo stern drives are legendary, featuring bevel-cut spline gears for low noise, and patented cone clutch design for smooth, bump-free shifting. You'll notice these differences the first time you slide your Vista™ cruiser in gear. This is truly cruising made easy.

Volvo's inboard drive has the same reputation for rugged durability. Like all Volvo drives, it provides two full years of warranty coverage.

You can equip your Vista cruiser with Volvo's remarkable Duoprop® drive for superior torque free acceleration, improved fuel efficiency, and higher top speed. The 338 Vista cruiser is powered by twin inboard 5.7 GSi or 5.7 GXi Volvo-Penta® engines.

Although one seldom thinks about trailers when considering a cruiser, the Four Winns® 248 and 268 Vista models are fully trailerable without special permits. For these models, Four Winns offers its highly regarded Sure-Load™ trailer.



Swing-Away Tongue

The Sure-Load trailer is custom made by Four Winns to fit each of these Vista models precisely. Fully welded tube steel frames, standard disc brakes and durable finishes are only a few of the notable features that add extra Four Winns value. Since they are designed and built by Four Winns, each Sure-Load trailer is far easier to load and unload than third party units.



Disc Brake System

Bunks fall precisely under stringers. Their "self-straightening" design aids in loading, especially in cross winds. And a low trailer profile improves handling while under tow. That's trailering made easy!

AVAILABLE ENGINES	338 Vista™	328 Vista	298 Vista	268 Vista	248 Vista	Propshaft Power	Displacement	Bore, Stroke	Comp. Ratio	Fuel System	Operation Range	Total Weight	Gear Ratio
VOLVO-PENTA® (Sterndrive)													
5.0 GL/SX					■	220 hp 154 kw	305 cu. in. 5.0 L	3.74 x 3.48" 95 x 88mm	9.4:1	2-Venturi Adj.	4400 - 4800 rpm	979 lbs. 444 kg	1.60:1
5.0 GL/Duoprop®					■	220 hp 154 kw	305 cu. in. 5.0 L	3.74 x 3.48" 95 x 88mm	9.4:1	2-Venturi Adj.	4400 - 4800 rpm	991 lbs. 449 kg	1.95:1
5.0 Gi/SX			■*		■	250 hp 187 kw	305 cu. in. 5.0 L	3.74 x 3.48" 95 x 88mm	9.4:1	Throttle Body Fuel Inj.	4600 - 5000 rpm	991 lbs. 449 kg	1.60:1
5.0 Gi/Duoprop®			■*		■	250 hp 187 kw	305 cu. in. 5.0 L	3.74 x 3.48" 95 x 88mm	9.4:1	Throttle Body Fuel Inj.	4600 - 5000 rpm	1000 lbs. 454 kg	1.95:1
5.7 GS/SX				■	■	250 hp 187 kw	305 cu. in. 5.0 L	4.00 x 3.48" 102 x 88mm	9.4:1	2-Venturi Adj., Low Spd.	4400 - 4800 rpm	979 lbs. 444 kg	1.51:1
5.7 GS/Duoprop®				■	■	250 hp 187 kw	350 cu. in. 5.7 L	4.00 x 3.48" 102 x 88mm	9.4:1	2-Venturi Adj., Low Spd.	4400 - 4800 rpm	979 lbs. 444 kg	1.51:1
5.7 GSi/Duoprop®		■*	■*	■	■	260 hp 209 kw	350 cu. in. 5.7 L	4.00 x 3.48" 102 x 88mm	9.4:1	Throttle Body Fuel Inj.	4900 - 5000 rpm	1002 lbs. 454 kg	1.95:1
5.7 GXi/Duoprop®		■*		■	■	315 hp 233 kw	350 cu. in. 5.7 L	4.00 x 3.48" 102 x 88mm	9.4:1	Throttle Body Fuel Inj.	4900 - 5000 rpm	1002 lbs. 454 kg	1.95:1
8.1 Gi/Duoprop®				■		375 hp 280 kw	496 cu. in. 8.1 L	4.25 x 4.37" 108 x 111mm	8.6:1	Multi Port Fuel Inj.	4200 - 4600 rpm	1210 lbs. 549 kg	1.78:1
KAD 32/Duoprop®		■*	■*			159 hp 118 kw	146 cu. in. 2.4 L	3.62 x 2.54" 92 x 90mm	17.6:1	Direct Fuel Inj.	3700 - 3900 rpm	1047 lbs. 475 kg	1.95:1
VOLVO-PENTA® (Inboard)													
5.7 GSi	■*					390 hp 295 kw	350 cu. in. 5.7 L	4.00 x 3.48" 102 x 88mm	9.4:1	Multi Port Fuel Inj.	4900 - 5000 rpm	985 lbs. 447 kg	2.02:1
5.7 GXi	■*					315 hp 233 kw	250 cu. in. 5.7 L	4.00 x 3.48" 102 x 88mm	9.4:1	Multi Port Fuel Inj.	4900 - 5000 rpm	985 lbs. 447 kg	2.02:1
7.4 Gi	■*					310 hp 231 kw	454 cu. in. 7.4 L	4.25 x 4.00" 108 x 103mm	9.0:1	Multi Port Fuel Inj.	4200 - 4600 rpm	1183 lbs. 541 kg	2.02:1

*Available as twin engines only.

A Network of Professional Marine Retailers

One of the most important factors in choosing the right cruiser is choosing the dealer that makes boating easy. That's why Four Winns is the easy choice. Four Winns Professional Marine Retailers are just that... professionals. They are specially trained to understand your needs and help guide you through your selection process so you get the cruiser that's perfect for your lifestyle.



After the sale, your independent Four Winns Professional Marine Retailer stands ready with expertise, full parts and service support to keep you

on the water. Four Winns Professional Marine Retailers undergo continual training not only on Four Winns® products, but on issues that concern you as a boater. You can rely on your Four Winns retailer to be a knowledgeable, helpful source of information before and after you select your new cruiser.

Our network of Professional Marine Retailers is backed by one of the most comprehensive factory support systems in the industry. Service documentation, hot-line phone support and outstanding Four Winns product information and technical training are without equal. These factors may not always be apparent to you in the show room, but they will be important to you whenever you need support. Each is one more small step ensuring that your time on the water is the best it can be. At Four Winns, we make boating easy.



Winn Gear™ From Four Winns



Look great while boating in your Four Winns with our exclusive line of attractive and fashionable Winn Gear. Choose from a large selection of shirts, windshirts, sweatshirts, jackets, hats

and other boating accessories. There's no better way to enjoy your Four Winns boating experience than in our high-quality fashions. Ask your Four Winns Professional Marine Retailer for a catalog of our products or contact DMD Marketing at 1-800-438-2388, or



check out our Web site and place your order over the Internet. It's fast, secure and easy!



Four Winns Winning Edge Warranty

Our warranty sets the standard for what warranties should be. But what is behind the warranty is even more important. Our commitment is to get you on the water as quickly as possible. One example is Four Winns parts support. We continue to provide replacement parts... even long after that model is out of production. That's unusual in the recreational boat industry, but it's a fact you'll appreciate years from now. It's a key factor in our commitment to Boating Made Easy.

5/2/1 FOUR WINNS OWNER'S PROTECTION LIMITED WARRANTIES*

Hull and Structural	5 years
Volvo-Penta® Power**	
Sterndrive and Engines	2 years
Inboard Propulsion Package	2 years
VDO Instrumentation	2 years
Components	1 year

* Warranty is fully transferable
** Extended warranty available, see your dealer for details

See your Four Winns Professional Marine Retailer for complete details of the Four Winns limited warranty.



A Full Commitment To Boating Made Easy

FOUR WINNS... WHERE BOATING IS EASY

Four Winns is one of the top manufacturers in the recreational boating industry, and for good reason. Riding on our patented Stable-Vee® hull design, our boats are simply remarkable on the water. Our Horizon™ line is the leading choice in open-bow boating. From 17-28 feet, Horizon offers nine exciting models for 2001. Look at our Funship™ models in 21, 23 and 25 foot lengths. They are the perfect choice for full-featured entertaining. If you're looking for versatility, inspect our Sundowner™ line of cuddy-cabin models. Four Winns, making boating easy for boaters of all types.

WWW.FOURWINNS.COM

You can find us on the Web at www.fourwinns.com. Here you'll find all the facts, photos and specifications on the entire line of Four Winns® models, plus a lot more. Log on and get all the information you need. The more you learn, the more you'll choose Four Winns.

WINN WORD

We'll keep you informed of all the news and events happening at Four Winns by providing you with our information-packed newsletter "Winn Word". It's full of essential information to enhance your boating experience.



Want to see the Vista™ line in action? Contact us for a free copy of the Four Winns DVD Interactive Catalog. It showcases

the complete line of Four Winns Vista cruisers and sportboats. It's an easy way to view the full line that Four Winns offers - from individual model specifications to running videos of boats in the water. Experience what we mean when we say Four Winns... Boating Made Easy. To get your free DVD, contact **Four Winns Marketing Services, 925 Frisbie Street, Cadillac MI 49601** or call **1-800-Four Winns**. Or, see your Four Winns Professional Marine Retailer.



Winn Word
winword

Take A Sneak Peak at 2001 Packages

Four Winns Families - Versatility!

Put the Winns back in boating with a Four Winns Sundowner!

The perfect choice for family boating





www.fourwinns.com
1-800-FOUR WINNS

An important note about the information in this booklet. Every effort has been made to ensure that this catalog includes complete and accurate information. However, since the time of printing, some information may have been revised. Also some equipment shown within this brochure is available at extra cost. Since we do reserve the right to make changes at any time, without notice, in prices, colors, equipment, specifications, and models, we suggest that you check with your Four Winns Dealer for complete and up-to-date information.

Four Winns/925 Frisbie/Cadillac, MI 49601
231/775-1351

©2000 OUTBOARD MARINE CORPORATION. ALL RIGHTS RESERVED.
OMC PRODUCT LINES INCLUDE: EVINRUDE® JOHNSON® CHRIS-CRAFT®
FOUR WINNS® STRATOS® JAVELIN® HYDRA-SPORTS®
SEASWIRL® PRINCECRAFT® LOWE®