




FOUR WINNS®
BOATING MADE EASY™



2 0 0 0



C O N T E N T S

Introduction	1
338 VISTA	2-5
328 VISTA	6-9
298 VISTA	10-13
268 VISTA	14-17
248 VISTA	18-21
238 VISTA	22-25
Boating Made Easy	26-29
Colors & Fabrics	30
Canvas	31
Engines	32
Trailers	33
Specifications	34-39
Additional Information	40-41



**AN EASY BOAT
TO CHOOSE.**

Boating Made Easy. It is a matter of changing attitudes...of changing perspectives. It is a matter of delivering the most gratifying, the most responsive, boating experience possible. It is the essence of Four Winns and it's commitment to you.



**EASY TO FIND
WHAT'S NEW.**

At Four Winns, we understand all that boating can mean. The serenity of waves lapping against the hull at daybreak. The satisfaction of an afternoon under perfect azure skies. The exhilaration as you come on plane. And as the shoreline disappears behind you, the feeling welling up inside of undeniable freedom.



**EASY TO
TALK TO.**

This is the magic we want you to experience in your boat from Four Winns.

Boating is your escape, transporting you to a different state of mind. Tranquility in your otherwise hectic world. A moment when time can stand still, an opportunity for you to come to appreciate all that's important to you.



**EASY TO
FINANCE.**

That's why Four Winns is dedicated to making your boating experience the most satisfying on the water.

Boating Made Easy. It's more than merely a concept. Enter the world of Four Winns and open up a whole new perspective on life.


 **FOUR WINNS®**



338



338 Vista™



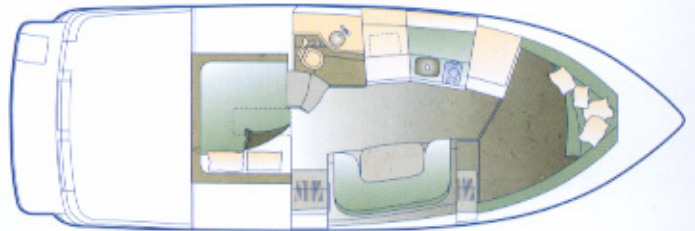


SPECIFICATIONS

LOA (with swim platform)	.35'7" / 10.8 m
LOA (without swim platform)	.33'5" / 10.19 m
Beam	.11'9" / 3.58 m
Bridge Clearance with Arch	.9'2" / 2.80 m
Deadrise	.19°
Draft	.39" / 99 cm
Fuel Capacity	220 gal / 832 L
Potable Water Capacity	.44 gal / 166 L
Holding Tank - Waste	.30 gal / 113 L
Boat/Engine Weights	12,600 to 13,000 lbs/ .5,710 to 5,900 kg

AVAILABLE ENGINES

CRUSADER	Horsepower	Range
Twin 5.7L EFI	290hp/216kw	220mi/350km
Twin 7.4L MPI	320hp/239kw	220mi/350km
Twin 7.4L MPI/Platinum	320hp/239kw	220mi/350km
VOLVO-PENTA®		
Twin 7.4Gi	310hp/231kw	220mi/350km
Twin 7.4Gi/Platinum	310hp/231kw	220mi/350km



BACKGROUND: The striking Admiral's Gold décor is an upgrade selection on the 338, 328 and 298 Vistas.

TOP: New this year is an engaging cherry finish; standard on the 338, 328 and 298 galleys and cabinetry.

BOTTOM LEFT: The wide, open access makes the mid-cabin an extension of the main salon.

BOTTOM CENTER: The head offers generously-sized shower and full personal facilities.

BOTTOM RIGHT: The cockpit, spacious for a 33 foot cruiser, offers an entertainment center with your choice of icemaker or refrigerator.





328



328 Vista™

The sweeping shear line coupled with a contemporary, forward-raking profile denotes the grace of the 328 Vista cruiser. From the convenience of a standard concealed windlass on the contoured foredeck, to the commanding helm with ample room for custom electronics, the 328 speaks in the vocabulary of yacht-caliber cruising. The 328 Vista... delivering all that cruising can provide.









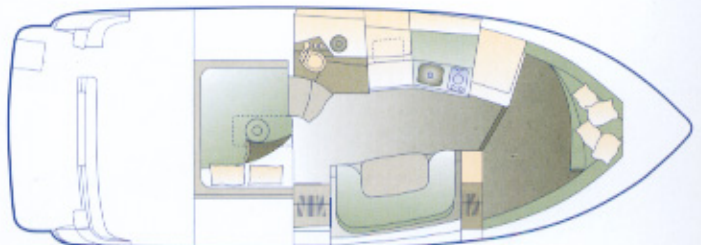
SPECIFICATIONS

LOA (with swim platform)	. . . 35'1" / 10.69 m
LOA (without swim platform)	. . . 32'11" / 10.03 m
Beam 11'9" / 3.58 m
Bridge Clearance with Arch	. . . 9'2" / 2.80 m
Deadrise 19°
Draft - Drives Down 39" / 99 cm
Fuel Capacity 220 gal / 832 L
Potable Water Capacity 44 gal / 166 L
Holding Tank - Waste 30 gal / 113 L
Boat/Engine Weights 11,800 to 12,200 lbs/ 5,350 to 5,530 kg

AVAILABLE ENGINES

VOLVO-PENTA*	Horsepower	Range
Twin 5.7 GSi/Duoprop*	280hp/209kw	280mi/450km
Twin 7.4Gi/Duoprop*	. . . 310hp/231kw	280mi/450km
Twin KAD 32/Duoprop*	159hp/119kw	510mi/820km

Remote oil filter is standard on 7.4Gi and KAD 32 engine
*Duoprop includes stainless steel propellers



BACKGROUND: The rich Captain's Navy interior is an optional interior upgrade. A pillow package is standard on the 338, 328 and 298 models.

TOP LEFT: A newly designed galley offers abundant storage and full meal preparation amenities.

TOP RIGHT: Full fiberglass construction and Vacu-Flush head are standard.

BOTTOM LEFT: Just beyond the dinette, you'll find a convenient electrical control panel and a Sony® sound system complete with CD and optional CD changer.

BOTTOM CENTER: The versatile mid-cabin may be used for sleeping or relaxing.

BOTTOM RIGHT: Like the 338 and 298, the 328 Vista features an innovative sculpted lounge in the cockpit and an extended swim platform.



298



298 Vista™

Seeing the 298 Vista cruiser for the first time makes your heart beat a little faster. It's a feeling that happens every time.

Uniquely sculpted lounges, an integrated entertainment center and innovative three-way port-side lounge are truly details of distinction. Move through the wide companion-way complete with sliding screen to enjoy the cabin appointments below. The 298 Vista...the comfort of gracious living below deck with the splendor of a superior cruiser above.



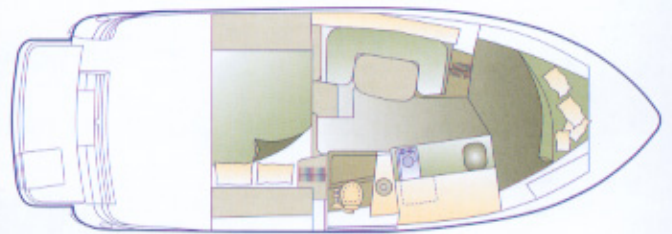
SPECIFICATIONS

LOA (with swim platform)31'0" / 9.45 m
LOA (without swim platform)	.28'0" / 8.54 m
Beam10'6" / 3.20 m
Bridge Clearance9'0" / 2.74 m
Deadrise19°
Draft - Drive Down39" / 99 cm
Fuel Capacity140 gal / 529 L
Potable Water Capacity30 gal / 113 L
Holding Tank - Waste30 gal / 113 L
Boat/Engine Weights9,740 to 9,780 lbs
4,420 to 4,440 kg

AVAILABLE ENGINES

VOLVO-PENTA®	Horsepower	Range
Twin 5.0 Gi/SX250hp/187kw	200mi/322km
Twin 5.0 Gi/Duoprop*	.250hp/187kw	210mi/339km
Twin 5.7 GSi/Duoprop*	280hp/204kw	200mi/322km

*Duoprop includes stainless steel propellers



BACKGROUND: The Biscayne Blue interior choice graces the 298 Vista's main salon.

TOP LEFT: A roomy mid-cabin features an adjacent hanging locker for added convenience.


TOP RIGHT: A starboard-side galley offers impressive storage while maintaining outstanding aesthetics.

BOTTOM LEFT: A solid wood table at the dinette enhances the galley's appealing finish.

BOTTOM CENTER: The head offers generously-sized shower and full personal facilities

BOTTOM RIGHT: A cozy port-side settee in the forward cockpit offers innovative entertaining possibilities.





268 VISTA™




Scale, balance, responsiveness.

These are the hallmarks of the 268 Vista cruiser. A blend of head-turning Four Winns styling with the convenience of full cruiser features.

The 268 is an easy choice for a discriminating boater. Details such as a spacious extended swim platform enhance your cruising pleasure.

With big boat cabin detailing, roomy cockpit and a complete cruiser-style helm, the 268 Vista redefines the free and easy life.



SPECIFICATIONS

LOA (with swim platform)	. . . 28'2" / 8.59 m
LOA (without swim platform)	. . . 25'8" / 7.63 m
Beam 8'6" / 2.59 m
Bridge Clearance 7'0" / 2.13 m
Deadrise 17°
Draft - Drive Down 39" / 99 cm
Fuel Capacity 85 gal / 321 L
Potable Water Capacity 21 gal / 79 L
Holding Tank - Waste 21 gal / 79 L
Boat/Engine Weights 6,240 to 6,470 lbs /
 2,830 to 2,930 kg

AVAILABLE ENGINES

VOLVO-PENTA®	Horsepower	Range
5.7 GS/SX 250hp/187kw	150mi/242kw
5.7 GS/Duoprop* 250hp/187kw	160mi/258kw
5.7 GSi/Duoprop* 280hp/209kw	170mi/274kw
7.4 Gi/Duoprop* 310hp/231kw	160mi/258kw

Remote oil filter is standard on 7.4 Gi engine

*Duoprop includes stainless steel propellers



BACKGROUND: Caribbean Green is one of the three standard interior motifs.

TOP: The especially roomy mid-cabin offers overhead lighting as well as an opening port light.

BOTTOM LEFT: Full meal preparation facilities and convenient storage are standards. A microwave is an available option.

BOTTOM CENTER: Storage is found throughout the head compartments in all Vista models.

BOTTOM RIGHT: Like all Vista cruisers, the 268 rides on Four Winns patented Stable-Vee® hull for superior performance.





248



248 Vista™

If owning a cruiser of personal proportion has ever been your dream, then consider the 248 Vista cruiser. Contemporary styling and full cruiser features create a Vista that's as easy to enjoy in big water as it is on a spontaneous afternoon getaway. A spacious aft cockpit, full featured helm and generous cabin accommodations are only a few of the cruiser amenities you'll appreciate in the 248 Vista cruiser.





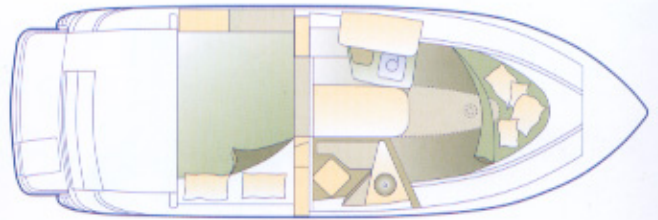
SPECIFICATIONS

LOA (with swim platform)26'2" / 7.98 m
LOA (without swim platform)23'10" / 7.25 m
Beam8'6" / 2.55 m
Bridge Clearance6'9" / 2.06 m
Deadrise17°
Draft - Drive Down36" / 91 cm
Fuel Capacity70 gal / 265 L
Potable Water Capacity16 gal / 60 L
Holding Tank - Waste16 gal / 60 L
Boat/Engine Weights5,620 to 5,850 lbs
2,550 to 2,650 kg

AVAILABLE ENGINES

VOLVO-PENTA®	Horsepower	Range
5.0 GL/SX	220hp/164kw	150mi/242km
5.0GL/Duoprop*	220hp/164kw	160mi/258km
5.0 G/SX	250hp/187kw	160mi/258km
5.0 G/Duoprop*	250hp/187kw	160mi/258km
5.7 GS/SX	250hp/187kw	150mi/242km
5.7 GS/Duoprop*	250hp/187kw	160mi/258km
5.7 GS/Duoprop*	280hp/209kw	160mi/258km
7.4 G/Duoprop*	310hp/231kw	150mi/242km

*Duoprop includes stainless steel propellers



BACKGROUND: The attractive color palette of the Mediterranean Sand interior selection creates a pleasant living environment.

TOP: The spacious mid-cabin of the 248 comfortably extends accommodations to sleep four.

BOTTOM LEFT: Full galley features include an electric stove, refrigerator and sink. An optional microwave is available.

BOTTOM CENTER: Full head accommodations enable live-aboard conveniences.

BOTTOM RIGHT: Two-tone gel treatments enhance the design statement of the 248 Vista.





238 Vista™

In the classic styling that has made Four Winns famous, comes the 238 Vista cruiser. With a roomy stern lounge and innovative two-way flip seat at the helm, entertaining possibilities abound in the cockpit. Below, enjoy full living conveniences in a mid-cabin layout designed to sleep four. Why settle for less when you can enjoy the full cruising lifestyle in a 238 Vista?





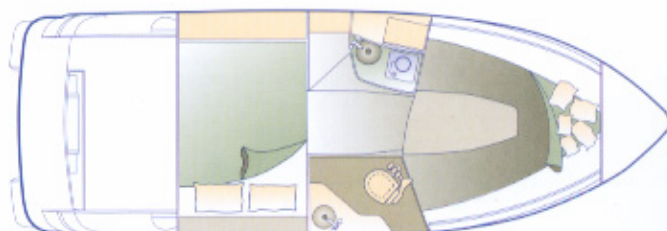
SPECIFICATIONS

LOA	23'4" / 7.1 m
Beam	8'0" / 2.44 m
Bridge Clearance	6'4" / 1.93 m
Deadrise	16°
Draft - Drive Down	36" / 91 cm
Fuel Capacity	50 gal / 190 L
Potable Water Capacity	15 gal / 57 L
Holding Tank - Waste	8 gal / 31 L
Boat/Engine Weights	4,380 to 4,490 lbs / 1,990 to 2,040 kg

AVAILABLE ENGINES

VOLVO-PENTA®	Horsepower	Range
4.3 Gi/Duoprop*	205hp/187kw	130mi/200km
5.0 GL/SX	220hp/164kw	130mi/200km
5.0 GL/Duoprop*	220hp/164kw	130mi/200km
5.0 Gi/SX	250hp/187kw	130mi/200km
5.0 Gi/Duoprop*	250hp/187kw	130mi/200km
5.7 GS/SX	250hp/187kw	130mi/200km
5.7 GS/Duoprop*	250hp/187kw	130mi/200km
5.7 GSi/SX	280hp/209kw	130mi/200km
5.7 GSi/Duoprop*	280hp/209kw	130mi/200km

*Duoprop includes stainless steel propellers



BACKGROUND: Biscayne Blue is one of the standard interior choices.

TOP: A generously sized mid-cabin expands sleeping accommodations for up to four in the cabin.

BOTTOM LEFT: Shower and personal facilities are complete in the 238's head.

BOTTOM CENTER: The galley is equipped for full meal preparation. A microwave is optional.

BOTTOM RIGHT: The 238 Vista is a remarkable full featured cruiser in a compact configuration.




Making Boating Easy For You

Your new Vista™ cruiser is a product of our philosophy expressed by the phrase Boating Made Easy. In every aspect of boat design, production and support, we strive to make your boating experience the easiest possible. The results are a host of advantages you may not always see, but ones you'll always enjoy.

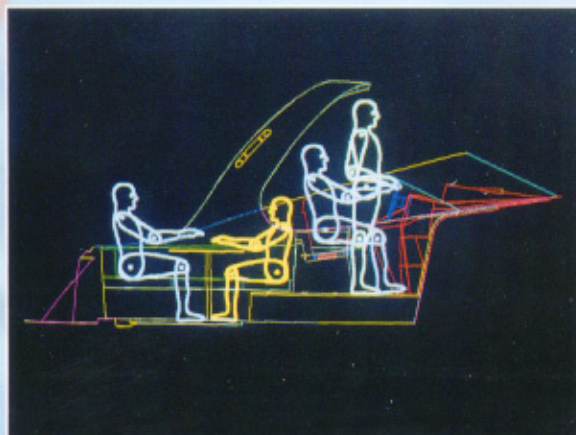
Our break-through Stable Vee® hull design provides responsiveness and stability better than any other hull on the water. It's a ride that no other cruiser can provide.

Running surfaces are designed with sophisticated

computer simulation technology. For example, hull shapes are created with an advanced 5-axis router for extreme precision. CAD/CAM technology then allows us to integrate human ergonomics while maximizing production efficiency. Few other boat builders put so much effort in understanding the nuance of boat design. Few others have the resources to take design and durability to a such a high level.



5-axis mill router



Ergonomically designed

Four Winns maintains its own on-the-water test facility to prove new hull designs early in development. Here, we conduct a full range of performance tests to insure that our products can withstand conditions far more punishing than you're ever likely to see.

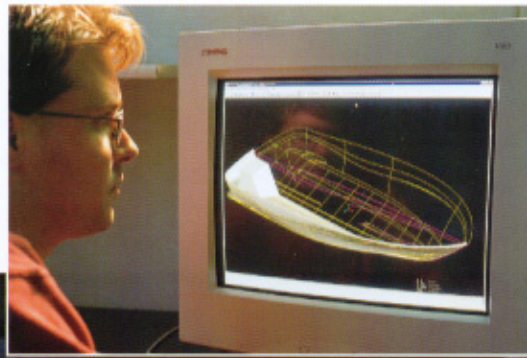
In production, structural components are manufactured on computer controlled mills for accuracy that no human can match. All upholstery is cut on a two-axis Gerber cutting system, digitally controlled for absolute uniformity. We take the responsibility of leadership seriously.

Coupled with this advanced technology are high performance materials. All of our fiberglass parts are built with 100%

Armorcote® gel coat. No other boat builder provides that degree of gel protection. This approach will allow you to enjoy your boat even more knowing it is protected against the weathering effects of wind, water and sun much longer than conventional gel coats. We'd want it on our boat. We make sure it's on yours.



Two-axis Gerber



Computer-aided design



Making Boating Easy For You (continued)



Water tank testing



Top quality components are a must in a quality cruiser such as Vista™. All exterior hardware is made of non-corrosive materials. All deck hardware is durable marine-grade stainless steel. They are mounted with aluminum backing plates for reinforcement and through-bolted for a strong, sure installation. Seating is welded and finished even in areas you may never notice. These are construction details that prove their worth years from now when the structural integrity of your Vista remains as solid as the day you took delivery.



At Four Winns, superior quality is not a slogan ... it's the way we view life. Our People Driven Quality program empowers every employee to devise better ways to deliver Four Winns quality. Day after day, week after week Four Winns employees create new ways of making their best effort just that much better. It is our personal responsibility as a leader in recreational boating.



We have gone to such lengths to meet the most important standards imaginable...your expectations. We want you as a customer. And more importantly we want you as a customer for life. That is a relationship we intend to earn. Boating is our passion. We want to help you make it yours.

Our goal is to design and produce the most convenient, the most accommodating cruiser experience available anywhere. Because at Four Winns we believe that above all else, you want boating made easy.



Optional
Sure-Load™ trailer



Exterior Color & Interior Fabrics

Your new Vista™ cruiser offers you a number of choices to uniquely design your cruiser to be a statement of your personal taste. Gel color option is an example. On 238, 248 and 268 Vista models, two-tone gel treatments are standard on the hull and are available in a full color range.

Interior choices offer a wide range of coordinated fabrics and materials. Choose a Biscayne Blue, Mediterranean Sand, or Caribbean Green décor on any Vista model. Or upgrade your 298, 328, or 338 with an interior motif in Captain's Navy or Admiral's Gold.

	BISCAYNE BLUE	MEDITERRANEAN SAND	CARIBBEAN GREEN	CAPTAIN'S NAVY (Optional)	ADMIRAL'S GOLD (Optional)
338	■	■	■	■	■
328	■	■	■	■	■
298	■	■	■	■	■
268	■	■	■		
248	■	■	■		
238	■	■	■		



BISCAYNE BLUE



MEDITERRANEAN SAND



CARIBBEAN GREEN



CAPTAIN'S NAVY (OPTIONAL)



ADMIRAL'S GOLD (OPTIONAL)



Canvas

Every Vista model comes complete with a color coordinated camper canvas standard. The camper significantly expands your living and sleeping possibilities in the cockpit. It can be easily configured as a bimini top to enhance daytime cruising.

Optional on most Vistas is a cockpit cover. It's designed to cover the entire windshield as well as the cockpit to keep your possessions covered and out of sight.

Our canvas is custom sewn and hand fitted at the factory by Four Winns, so it's sure to fit properly and install easily.



Bimini



Camper Canvas



Cockpit cover (optional)



Engines

Powering your Vista™ cruiser is a wide choice of outstanding Volvo-Penta® engines and drives on sterndrive models, or Crusader or Volvo-Penta® power on the 338 inboard.


The 338 inboard can be equipped with twin 5.7 EFI, 7.4 MPI or 7.4 MPI Platinum engines from **Crusader Engines**. Crusader is one of the most revered names in marine power. It's available now on



Crusader Engine 7.4L MPI

your 338 Vista from Four Winns.

Vista sterndrive models are powered by **Volvo-Penta®**, who pioneered the wide spread use of stern drives in recreational boating. They remain an industry leader. You'll enjoy the benefits of engineering superiority and reliable smooth performance every time you go out.



Volvo-Penta® Sterndrive

Volvo stern drives are legendary, featuring bevel-cut spline gears for low noise, and patented cone clutch design for smooth, bump-free shifting. You'll notice these differences the first time you slide your Vista™ in gear. This is truly cruising made easy.

You can equip your Vista with Volvo's remarkable Duoprop® drive for superior torque free acceleration, improved fuel efficiency, and higher top speed.

The 338 Vista can also be powered by twin inboard 7.4 Gi or twin 7.4 Gi/Platinum Volvo-Penta® engines.

AVAILABLE ENGINES	338 Vista™	328 Vista™	298 Vista™	268 Vista™	248 Vista™	238 Vista™	Propshaft Power	Displacement	Bore, Stroke	Comp. Ratio	Fuel System	Operation Range	Total Weight	Gear Ratio
CRUSADER (Inboard)														
5.7L EFI	■						230 hp 216 kw	350 cu in. 5.7 L	4.00 x 3.48" 102 x 89mm	9.4:1	Throttle Body Fuel Inj.	4200 - 4800 rpm	890 lbs 399 kg	1.56:1
7.4L MPI	■						320 hp 298 kw	454 cu in. 7.4 L	4.25 x 4.00" 108 x 102mm	8.9:1	Multi Port Fuel Inj.	4000 - 4400 rpm	1150 lbs 522 kg	1.56:1
7.4L MPI/Platinum	■						320 hp 298 kw	454 cu in. 7.4 L	4.25 x 4.00" 108 x 102mm	8.9:1	Multi Port Fuel Inj.	4000 - 4400 rpm	1150 lbs 522 kg	1.56:1
VOLVO-PENTA® (Sterndrive)														
4.3 Gi/Duoprop®						■	235 hp 187 kw	292 cu in. 4.8 L	4.00 x 3.48" 102 x 89mm	9.4:1	Throttle Body Fuel Inj.	4400 - 4800 rpm	891 lbs 405 kg	2.32:1
5.0 GL/SX					■	■	220 hp 164 kw	305 cu in. 5.0 L	3.74 x 3.48" 95 x 89mm	9.4:1	2-Venturi Adj.	4400 - 4800 rpm	978 lbs 444 kg	1.90:1
5.0 GL/Duoprop®					■	■	220 hp 164 kw	305 cu in. 5.0 L	3.74 x 3.48" 95 x 89mm	9.4:1	2-Venturi Adj.	4400 - 4800 rpm	990 lbs 449 kg	1.96:1
5.0 Gi/SX			■		■	■	250 hp 187 kw	305 cu in. 5.0 L	3.74 x 3.48" 95 x 89mm	9.4:1	Throttle Body Fuel Inj.	4600 - 5000 rpm	991 lbs 449 kg	1.90:1
5.0 Gi/Duoprop®			■		■	■	250 hp 187 kw	305 cu in. 5.0 L	3.74 x 3.48" 95 x 89mm	9.4:1	Throttle Body Fuel Inj.	4600 - 5000 rpm	1000 lbs 454 kg	1.96:1
5.7 GS/SX			■	■	■	■	250 hp 187 kw	350 cu in. 5.7 L	4.00 x 3.48" 102 x 89mm	9.4:1	2-Venturi Adj, Low Spd.	4400 - 4800 rpm	978 lbs 444 kg	1.51:1
5.7 GS/Duoprop®			■	■	■	■	250 hp 187 kw	350 cu in. 5.7 L	4.00 x 3.48" 102 x 89mm	9.4:1	2-Venturi Adj, Low Spd.	4400 - 4800 rpm	990 lbs 449 kg	1.96:1
5.7 Gi/SX					■	■	280 hp 209 kw	350 cu in. 5.7 L	4.00 x 3.48" 102 x 89mm	9.4:1	Throttle Body Fuel Inj.	4600 - 5000 rpm	991 lbs 449 kg	1.51:1
5.7 Gi/Duoprop®		■	■	■	■	■	280 hp 209 kw	350 cu in. 5.7 L	4.00 x 3.48" 102 x 89mm	9.4:1	Throttle Body Fuel Inj.	4600 - 5000 rpm	1000 lbs 454 kg	1.96:1
7.4 Gi/Duoprop®		■		■	■		310 hp 246 kw	454 cu in. 7.4 L	4.25 x 4.00" 108 x 102mm	8.0:1	Multi Port Fuel Inj.	4200 - 4800 rpm	1210 lbs 549 kg	1.78:1
KAD 32/Duoprop®		■					159 hp 119 kw	146 cu in. 2.4 L	3.82 x 3.54" 92 x 90mm	17.8:1	Direct Fuel Inj.	3700 - 3900 rpm	1100 lbs 499 kg	1.95:1
VOLVO-PENTA® (Inboard)														
7.4 Gi	■						320 hp 246 kw	454 cu in. 7.4 L	4.25 x 4.00" 108 x 102mm	8.0:1	Multi Port Fuel Inj.	4200 - 4800 rpm	1210 lbs 549 kg	1.56:1
7.4 Gi/Platinum	■						320 hp 246 kw	454 cu in. 7.4 L	4.25 x 4.00" 108 x 102mm	8.0:1	Multi Port Fuel Inj.	4200 - 4800 rpm	1210 lbs 549 kg	1.56:1

Trailers


Although one seldom thinks about trailers when considering a cruiser, the Four Winns 238, 248 and 268 Vista models are fully trailerable without special permits. For these models, Four Winns offers its highly regarded Sure-Load™ trailer.

The Sure-Load™ trailer is custom made by Four Winns to fit each of these Vista models precisely. Fully welded tube steel frames, standard disc brakes and durable finishes are only a few of the notable features that add extra Four Winns value.

Since they are designed and built by Four Winns, each Sure-Load™ trailer is far easier to load and unload than third party units. Bunks fall precisely under stringers. Their "self-straightening" design aids in loading, especially in cross winds. And a low trailer profile improves handling while under tow. That's trailering made easy!




Custom made
Sure-Load™ Trailers



Swing-Away Tongue



Disc Brake
System



Fully
Welded
Tube Steel
Frames

338

**HULL/DECK**

- 100% Armorcote® finish
- Anchor line locker, access with lid
- Balsa-cored hull sides and deck
- Bow platform with anchor roller
- Bow rails, welded one piece, one inch stainless steel
- Bow and stern eyes, stainless steel
- Chrome plated brass thru-hull fittings
- Cleats (6), bolted, 10"
- Deck hatches (3), translucent with screens
- Dockside power inlet, transom storage
- Dockside water inlet, transom storage
- Drain plug, brass threaded
- Engine compartment ventilators, color coordinated
- Fiberglass molded deck toe rail
- Fill caps, stainless steel (water, fuel and waste)
- Horn, dual trumpet
- Light, spot/flood, remote
- Navigation lighting
- Non-skid on swim platform, foredeck, walk-around, walk-thru, bow platform and cockpit floor
- Port lites (6), opening with screens
- Radar arch, aluminum with cockpit lights, wire chase and grab handles
- Rub rail, rigid vinyl with stainless steel insert
- Stable-Vee® hull
- Swim ladder, concealed
- Swim platform, extended
- Transom door, walk-thru
- Transom shower, hot/cold
- Transom locker, integrated fender storage, shore power access and additional storage
- Trim tabs, hydraulic
- Windlass with foot controls and rope and chain
- CE certification
- NMMA certification
- Yacht certification
- Meets applicable USCG and ABYC standards

COCKPIT

- Battery management system with isolated engine start and ship's system circuits
- Beverage holders
- Cabin door, acrylic with screen
- Cockpit carpet, berber 40 oz., lay-in
- Cockpit courtesy lighting
- Cockpit table
- Compass
- Dash, includes space for GPS, VHF and radar
- Depth sounder
- Dual shift and throttle controls
- Engine room hatches
- Entertainment center with sink
- Fiberglass cockpit liner, self-bailing
- Ice maker
- Instrumentation - fuel gauges, tachometer, volt meter, trim gauges, engine temperature, oil pressure, engine synchronization and rudder angle indicator
- Instrument panel, woodgrain
- Receptacles, 110VAC / 12VDC (2@ helm)
- Seating:
 - Double-wide adjustable helm
 - Drivers side with flip-up bolster
 - Port lounge, 2 person
 - Stern seat, custom U-shape with fill-in cushions
- Speakers, Sony® (4)
- Steering, hydraulic

- Leather wrapped
- Four spoke
- Tilt wheel
- Stern assist rail, stainless steel
- Storage:
 - Port and starboard side walls
 - Beneath helm seat
- Walk-thru windshield
- Windshield wipers, port and starboard

CABIN

- Cabin entry, centered
- Cabin height, 6'2" (6'0" @ V-berth)
- Cabin panel, 110 VAC / 12VDC
- Carpet, lay-in
- C/O monitors
- Dinette:
 - Large U-shaped dining area
 - Under seat storage
 - Converts to berth
- Fiberglass floor
- Forward berth:
 - Raised berth
 - Privacy curtain
 - Hanging locker
 - Under berth storage
- Headliner, easy clean
- Interior décor choices:
 - Biscayne Blue
 - Caribbean Green
 - Mediterranean Sand
- Lighting:
 - Multi-zone lighting system
 - Courtesy floor lighting
 - Forward berth, overhead lighting
 - Salon, overhead lighting
- Receptacles (4), 110VAC
- Stereo, Sony® AM/FM CD player with (4) speakers
- TV / VCR
- Throw pillows
- V-berth mirror

GALLEY AREA

- Cabinets:
 - Woodgrain
 - Positive latch system
- Electric stove, 2 burner, flush mounted
- Generous counter space
- Lighting, under cupboard, overhead
- Microwave, 110VAC, (220VAC - international)
- Polished, granite-look countertop with sink cover/cutting board
- Receptacles, 110VAC / 12VDC (220VAC - international)
- Refrigerator, dual voltage, 110VAC / 12VDC (220VAC - international)
- Storage, generous upper and lower enclosed storage
- Trash receptacle

HEAD AND SHOWER AREA

- Full fiberglass enclosed stand-up head with shower curtain
- Head door, locking with mirror
- Head, porcelain, with holding tank
- Head, Vacu-Flush system
- Lighting, overhead
- Port lite, opening, with screen

- Power ventilation
- Receptacle, 110VAC (220VAC - international)
- Sink and vanity
- Storage, vanity, upper compartment
- Tank level indicators, potable water and waste
- Vanity mirror

MID CABIN

- Access, wide opening
- Lighting, overhead
- Privacy curtain
- Seating:
 - U-shaped, converts to generous size bed
 - Storage beneath seats
- Storage:
 - Hanging locker with adjustable shelves
 - Side wall cabinet
- Table
- Window, opening, with screen

ENGINE COMPARTMENT

- Automatic bilge pump
- Batteries (3)
- Battery charger/converter (30 amp)
- Color-coded wiring with chafe protection
- Electric bilge blower
- Electric fuel sending units
- Forward cabin bilge pump
- Insulated engine compartment
- Remote oil filters
- Twin aluminum fuel tanks with crossover system
- Water heater (11 gallon)

CANVAS

- Camper canvas - color choices, navy, red, green, silver or black
- Stainless steel top hardware

OPTIONS

- Air conditioning/heater (12,000 Btu)
- CD changer, 10 disc
- Deck sunpads
- Engine flush-out
- European aft cabin bulkhead
- Fire extinguishing system
- Fresh water cooling
- Gas vapor detector
- Generator 5 kw @ 110VAC, 4 kw @ 220VAC
- Grey water (30 gallon) with indicator
- Head, additional holding tank (30 gallon)
- Head, overboard discharge
- Hour meters
- Interior upgrade: Admiral's Gold
Captain's Navy
- **Navigational Package 1:** Raytheon VHF-210
Raytheon GPS/Loran-398
- **Navigational Package 2:** Raytheon VHF-210
Raytheon Radar System with GPS interface
- Refrigerator, cockpit (exchange for icemaker)
- Snap-in cabin runner
- Stove, alcohol/electric

328

**HULL/DECK**

- 100% Armorcote® finish
- Anchor line locker, access with lid
- Balsa-cored hull sides and deck
- Bow platform with anchor roller
- Bow rails, welded one piece, one inch stainless steel
- Bow and stern eyes, stainless steel
- Chrome plated brass thru-hull fittings
- Cleats (6), bolted, 10"
- Deck hatches (3), translucent with screens
- Dockside power inlet, transom storage
- Dockside water inlet, transom storage
- Drain plug, brass threaded
- Engine compartment ventilators, color coordinated
- Fiberglass molded deck toe rail
- Fill caps, stainless steel (water, fuel and waste)
- Horn, dual trumpet
- Light, spot/flood, remote
- Navigation lighting
- Non-skid on swim platform, foredeck, walk-around, walk-thru, bow platform and cockpit floor
- Port lites (6), opening with screens
- Radar arch, aluminum with cockpit lights, wire chase and grab handles
- Rub rail, rigid vinyl with stainless steel insert
- Stable-Vee® hull
- Swim ladder, concealed
- Swim platform, extended
- Transom door, walk-thru
- Transom shower, hot/cold
- Transom locker, integrated fender storage, shore power access and additional storage
- Trim tabs, hydraulic
- Windlass with foot controls and rope and chain
- CE certification
- NMMA certification
- Yacht certification
- Meets applicable USCG and ABYC standards

COCKPIT

- Battery management system with isolated engine start and ship's system circuits
- Beverage holders
- Cabin door, acrylic with screen
- Cockpit carpet, berber 40 oz., lay-in
- Cockpit courtesy lighting
- Cockpit table
- Compass
- Dash, includes space for GPS, VHF and radar
- Depth sounder
- Dual engine binnacle controls with tilt/trim switches
- Engine room hatches
- Entertainment center with sink
- Fiberglass cockpit liner, self-bailing
- Ice maker
- Instrumentation - fuel gauges, tachometer, volt meter, trim gauges, engine temperature, oil pressure and engine synchronization
- Instrument panel, woodgrain
- Receptacles, 110VAC / 12VDC (2@ helm)
- Seating:
 - Double-wide adjustable helm
 - Drivers side with flip-up bolster
 - Port lounge, 2 person
 - Stern seat, custom U-shape with fill-in cushions
- Speakers, Sony® (4)

- Steering, tilt wheel
 - Leather wrapped
 - Four spoke
- Stern assist rail, stainless steel
- Storage:
 - Port and starboard side walls
 - Beneath helm seat
- Walk-thru windshield
- Windshield wipers, port and starboard

CABIN

- Cabin entry, centered
- Cabin height, 6'2" (6'0" @ V-berth)
- Cabin panel, 110 VAC / 12VDC
- Carpet, lay-in
- C/O monitors
- Dinette:
 - Large U-shaped dining area
 - Under seat storage
 - Converts to berth
- Fiberglass floor
- Forward berth:
 - Raised berth
 - Privacy curtain
 - Hanging locker
 - Under berth storage
- Headliner, easy clean
- Interior décor choices:
 - Biscayne Blue
 - Caribbean Green
 - Mediterranean Sand
- Lighting:
 - Multi-zone lighting system
 - Courtesy floor lighting
 - Forward berth, overhead lighting
 - Salon, overhead lighting
- Receptacles (4), 110VAC
- Stereo, Sony® AM/FM CD player with (4) speakers
- TV / VCR
- Throw pillows
- V-berth mirror

GALLEY AREA

- Cabinets:
 - Woodgrain
 - Positive latch system
- Electric stove, 2 burner, flush mounted
- Generous counter space
- Lighting, under cupboard, overhead
- Microwave, 110VAC, (220VAC - international)
- Polished, granite-look countertop with sink cover/cutting board
- Receptacles, 110VAC / 12VDC
- Refrigerator, dual voltage, 110VAC / 12VDC (220VAC - international)
- Storage, generous upper and lower enclosed storage
- Trash receptacle

HEAD AND SHOWER AREA

- Full fiberglass enclosed stand-up head with shower curtain
- Head door, locking with mirror
- Head, porcelain, with holding tank
- Head, Vacu-Flush system
- Lighting, overhead
- Port lite, opening, with screen

- Power ventilation
- Receptacle, 110VAC (220VAC - international)
- Sink and vanity
- Storage, vanity, upper compartment
- Tank level indicators, potable water and waste
- Vanity mirror

MID CABIN

- Access, wide opening
- Lighting, overhead
- Privacy curtain
- Seating:
 - U-shaped, converts to generous size bed
 - Storage beneath seats
- Storage:
 - Hanging locker with adjustable shelves
 - Side wall cabinet
- Table
- Window, opening, with screen

ENGINE COMPARTMENT

- Automatic bilge pump
- Batteries (3)
- Battery charger/converter (30 amp)
- Color-coded wiring with chafe protection
- Electric bilge blower
- Electric fuel sending units
- Forward cabin bilge pump
- Insulated engine compartment
- Power trim and tilt
- Twin aluminum fuel tanks with crossover system
- Water heater (11 gallon)

CANVAS

- Camper canvas - color choices, navy, red, green, silver or black
- Stainless steel top hardware

OPTIONS

- Air conditioning/heater (12,000 Btu)
- CD changer, 10 disc
- Deck sunpads
- Engine flush-out
- European aft cabin bulkhead
- Fire extinguishing system
- Gas vapor detector
- Generator 5 kw @ 110VAC, 4 kw @ 220VAC
- Grey water (30 gallon) with indicator
- Head, additional holding tank (30 gallon)
- Head, overboard discharge
- Hour meters
- Interior upgrade: Admiral's Gold
Captain's Navy
- **Navigational Package 1:** Raytheon VHF-210
Raytheon GPS/Loran-398
- **Navigational Package 2:** Raytheon VHF-210
Raytheon Radar System with GPS interface
- Refrigerator, cockpit (exchange for icemaker)
- Remote oil filter
(standard on 7.4 Gi and KAD 32 engines)
- Snap-in cabin runner
- Stove, alcohol/electric

298

**HULL/DECK**

- 100% Amorcote® finish
- Anchor line locker, access with lid
- Balsa-cored hull sides and deck
- Bow platform with anchor roller
- Bow rails, welded one piece, one inch stainless steel
- Bow and stern eyes, stainless steel
- Chrome plated brass thru-hull fittings
- Cleats (6), bolted, 10"
- Deck hatches (2), translucent with screens
- Dockside power inlet, transom storage
- Dockside water inlet, transom storage
- Drain plug, brass threaded
- Engine compartment ventilators, color coordinated
- Fiberglass molded deck toe rail
- Fill caps, stainless steel (water, fuel and waste)
- Horn, trumpet
- Navigation lighting
- Non-skid on swim platform, foredeck, walk-around, walk-thru, bow platform and cockpit floor
- Port lites (6), opening with screens
- Radar arch, aluminum with cockpit lights, wire chase and grab handles
- Rub rail, rigid vinyl with stainless steel insert
- Stable-Vee® hull
- Swim ladder, concealed
- Swim platform, extended
- Transom door, walk-thru
- Transom shower, hot/cold
- Transom locker, shore power access, additional storage
- Trim tabs, hydraulic
- CE certification
- NMMA certification
- Yacht certification
- Meets applicable USCG and ABYC standards

COCKPIT

- Battery management system with isolated engine start and ship's system circuits
- Beverage holders
- Cabin door, acrylic with screen
- Cockpit carpet, berber 40 oz., lay-in
- Cockpit courtesy lighting
- Cockpit table
- Compass
- Dash, includes space for GPS and VHF
- Depth sounder
- Dual engine binnacle controls with tilt/trim switches
- Engine room hatches
- Entertainment center with sink
- Fiberglass cockpit liner, self-bailing
- Instrumentation - fuel gauges, tachometer, volt meter, trim gauges, engine temperature, oil pressure, engine synchronization and electronic speedometer
- Instrument panel, woodgrain
- Receptacles, 110VAC / 12VDC, (1 @ helm)
- Seating:
 - Double-wide helm, adjustable drivers side with flip-up bolster
 - Port settee
 - Stern seat, custom U-shape with fill-in cushions
- Speakers, Sony® (2)

- Steering, tilt wheel
 - Leather wrapped
 - Four spoke
- Stern assist rail, stainless steel
- Storage:
 - Port and starboard side walls
 - Beneath helm seat
- Walk-thru windshield
- Windshield wipers, port and starboard

CABIN

- Cabin entry, centered
- Cabin height, 6'1" (6'0" @ V-berth)
- Cabin panel, 110 VAC / 12VDC
- Carpet, lay-in
- C/O monitors
- Dinette:
 - Large U-shaped dining area
 - Under seat storage
 - Converts to berth
- Fiberglass floor
- Forward berth:
 - Raised berth
 - Privacy curtain
 - Under berth storage
- Headliner, easy clean
- Interior décor choices:
 - Biscayne Blue
 - Caribbean Green
 - Mediterranean Sand
- Lighting:
 - Multi-zone lighting system
 - Forward berth, overhead lighting
 - Salon, overhead lighting
- Receptacles (3), 110VAC / 12VDC
- Stereo, Sony® AM/FM CD player with (4) speakers
- TV cable and antenna connections
- Throw pillows
- V-berth mirror

GALLEY AREA

- Cabinets:
 - Woodgrain
 - Positive latch system
- Electric stove, 2 burner, flush mounted
- Generous counter space
- Lighting, under cupboard, overhead
- Microwave, 110VAC (220VAC - international)
- Polished, granite-look countertop with sink cover/cutting board
- Receptacles, 110VAC / 12VDC (220VAC - international)
- Refrigerator, dual voltage, 110VAC / 12VDC (220VAC - international)
- Storage, generous upper and lower enclosed storage
- Trash receptacle

HEAD & SHOWER AREA

- Full fiberglass enclosed stand-up head with shower curtain
- Head door, locking with mirror
- Head, porcelain with holding tank
- Head, Vacu-Flush system
- Lighting, overhead

- Port lite, opening, with screen
- Power ventilation
- Receptacle, 110VAC (220VAC - international)
- Sink and vanity
- Tank level indicators, potable water and waste
- Vanity mirror

MID CABIN

- Access, wide opening
- Lighting, directional
- Privacy curtain
- Storage:
 - Hanging locker
 - Side wall cabinet
- Window, opening, with screen

ENGINE COMPARTMENT

- Automatic bilge pump
- Batteries (3)
- Battery charger/converter (30 amp)
- Color-coded wiring with chafe protection
- Electric bilge blower
- Electric fuel sending units
- Forward cabin bilge pump
- Insulated engine compartment
- Power trim and tilt
- Twin fuel tanks with crossover system
- Water heater (7 gallon)

CANVAS

- Camper canvas - color choices - navy, red, green, silver or black
- Stainless steel top hardware

OPTIONS

- Air conditioning/heater (10,000 Btu)
- CD changer, 10 disc
- Deck sunpads
- Engine flush-out
- Fire extinguishing system
- Gas vapor detector
- Generator 5 kw @ 110V, 4 kw @ 220V
- Grey water system with holding tank
- Head, overboard discharge
- Hour meter
- Ice maker, cockpit
- Interior upgrade: Admiral's Gold Captain's Navy
- Light, spot/flood remote
- **Navigational Package 1:** Raytheon VHF-210 Raytheon GPS/Loran-398
- Port lounge (exchange for port settee)
- Refrigerator, cockpit
- Remote oil filter
- Snap-in cabin runner
- Stove, alcohol/electric
- TV/VCR with antenna
- Windlass with rope and chain

CANVAS OPTIONS

- Cockpit cover

268

**HULL/DECK**

- 100% Armorcote® finish
- Anchor line locker, access with lid
- Balsa-cored hull sides and deck
- Bow anchor roller
- Bow rails, welded one piece, one inch stainless steel
- Bow and stern eyes, stainless steel
- Chrome plated brass thru-hull fittings
- Cleats (6), bolted, 10"
- Deck hatch, translucent with screen
- Dockside power inlet, stainless steel, port
- Drain plug, brass threaded
- Engine compartment ventilators, color coordinated
- Fill caps, stainless steel (water, fuel and waste)
- Horn, trumpet
- Navigation lighting
- Non-skid on swim platform, foredeck, walk-thru and cockpit floor
- Port lites (4), opening with screens, hull
- Rub rail, rigid vinyl with stainless steel insert
- Stable-Vee® hull
- Swim ladder, concealed
- Swim platform, extended
- Transom door, walk-thru
- Transom shower, hot/cold
- Transom storage locker
- Trim tabs, hydraulic
- Two-tone gel color choices - navy, red, green, silver or black
- CE certification
- NMMA certification
- Meets applicable USCG and ABYC standards

COCKPIT

- Battery management system with isolated engine start and ship's system circuits
- Beverage holders
- Cabin door, acrylic with screen
- Cockpit carpet, berber 40 oz., lay-in
- Cockpit courtesy lighting
- Compass
- Cooler, 36 qt. carry-on
- Dash, includes space for GPS and VHF
- Depth sounder
- Engine room hatch
- Fiberglass cockpit liner, self-bailing
- Instrumentation - fuel gauge, tachometer, volt meter, trim gauge, engine temperature, oil pressure and electronic speedometer
- Receptacle - 12VAC / VDC helm
- Seating:
 - Double-wide adjustable helm
 - Custom U-shape stern seat
- Single lever binnacle control with tilt/trim switch
- Speakers, Sony® (2)
- Steering, tilt wheel
 - Leather wrapped
 - Four spoke
- Stern assist rail, stainless steel
- Storage:
 - Side wall
 - Under helm seat
 - Transom
- Walk-thru windshield
- Windshield wiper, starboard

CABIN

- Cabin entry, port
- Cabin height, 6'0" (6'0" @ V-berth)
- Cabin panel, 110 VAC / 12VDC
- Carpet, lay-in
- C/O monitors
- Fiberglass floor
- Headliner, easy clean
- Interior décor choices:
 - Biscayne Blue
 - Caribbean Green
 - Mediterranean Sand
- Lighting:
 - 12V directional throughout
- Receptacle, 110VAC (220VAC - international)
- Stereo, Sony® AM/FM CD player with (2) speakers
- V-berth:
 - Large U-shaped dining area
 - Under seat storage
- V-berth mirror

GALLEY AREA

- Electric stove, 1 burner, flush mounted
- Galley cabinetry with flip-up extension
- Generous counter space
- Polished, granite-look countertop
- Receptacle, 110VAC (220VAC - international)
- Refrigerator, dual voltage, 110VAC / 12VDC (220VAC - international)
- Storage, upper and lower enclosed storage with positive latch system

HEAD & SHOWER AREA

- Full fiberglass enclosed stand-up head
- Head door, locking with mirror
- Head, porcelain with holding tank
- Lighting, overhead
- Medicine storage area
- Port lite, opening, with screen
- Receptacle, 110VAC (220VAC - international)
- Sink and vanity
- Vanity mirror

MID CABIN

- Berth access, wide opening
- Lighting, overhead
- Privacy curtain
- Storage, hanging locker
- Window, opening, with screen

ENGINE COMPARTMENT

- Automatic bilge pump
- Batteries, dual
- Battery charger/converter (20 amp)
- Color-coded wiring with chafe protection
- Electric bilge blower
- Electric fuel sending unit
- Forward cabin bilge pump
- Insulated engine compartment
- Power trim and tilt
- Shower sump pump
- Water heater (7 gallon)

CANVAS

- Camper canvas - bimini top, front connector, side and aft curtains
- Stainless steel top hardware

OPTIONS

- Air conditioning/heater (5,000 Btu)
- CD changer, 10 disc
- Deck sunpads
- Engine flush-out
- Fire extinguishing system
- Gas vapor detector
- Grey water system with holding tank
- Head, overboard discharge
- Head, Vacu-Flush
- Hour meter
- Light, spot/flood remote
- Microwave
- **Navigational Package 1:** Raytheon VHF-210
Raytheon GPS/Loran-398

- Pillow package
- Prop, stainless (SX only)
- Radar arch
- Remote oil filter (standard on 7.4 Gi engine)
- Seat cushion, aft fill-in
- Snap-in cabin runner
- Stove, alcohol/electric
- Table, cockpit
- Tank level indicators
- Windlass with rope and chain

CANVAS OPTIONS

- Cockpit cover

TRAILER OPTIONS

- Tandem axle trailer with disc brakes, surge
- Tandem disc brakes, surge
- Galvanized trailer
- Spare tire and wheel
- Spare tire and wheel, aluminum or galvanized
- Wheel, aluminum (each)



248

**HULL/DECK**

- 100% Armorcote® finish
- Anchor line locker, access with lid
- Balsa-cored hull sides and deck
- Bow anchor roller
- Bow rails, welded one piece, one inch stainless steel
- Bow and stern eyes, stainless steel
- Chrome plated brass thru-hull fittings
- Cleats (6), bolted, 8"
- Deck hatch, translucent with screen
- Dockside power inlet, stainless steel, port
- Drain plug, brass threaded
- Engine compartment ventilators, color coordinated
- Fill caps, stainless steel (water, fuel and waste)
- Horn, trumpet
- Navigation lighting
- Non-skid on swim platform, foredeck, walk-thru and cockpit floor
- Port lites (4), opening with screens, hull
- Rub rail, rigid vinyl with stainless steel insert
- Stable-Vee® hull
- Swim ladder, concealed
- Swim platform, extended
- Transom door, walk-thru
- Trim tabs, hydraulic
- Two-tone gel color choices - navy, red, green, silver or black
- CE certification
- NMMA certification
- Meets applicable USCG and ABYC standards

COCKPIT

- Battery switch
- Beverage holders
- Cabin door, acrylic with screen
- Cockpit carpet, berber 40 oz., lay-in
- Cockpit courtesy lighting
- Compass
- Cooler, 36 qt. carry-on
- Dash, includes space for GPS and VHF
- Depth sounder
- Engine room hatch
- Fiberglass cockpit liner, self-bailing
- Instrumentation - fuel gauge, tachometer, volt meter, trim gauge, engine temperature, oil pressure and electronic speedometer
- Receptacle - 12VAC / VDC helm
- Seating:
 - Double-wide adjustable helm
 - Custom U-shape stern seat
- Single lever binnacle control with tilt/trim switch
- Speakers, Sony® (2)
- Steering, tilt wheel
 - Leather wrapped
 - Four spoke
- Stern assist rail, stainless steel
- Storage:
 - Side wall
 - Beneath helm seat
 - Transom
- Walk-thru windshield
- Windshield wiper, starboard

CABIN

- Cabin entry, port
- Cabin panel, 110 VAC / 12VDC
- Carpet, lay-in
- C/O monitors
- Fiberglass floor
- Headliner, easy clean
- Interior décor choices:
 - Biscayne Blue
 - Caribbean Green
 - Mediterranean Sand
- Lighting:
 - 12VAC overhead lighting
- Receptacles, 110 VAC / 12VDC (220VAC - international)
- Stereo, Sony® AM/FM CD player with (2) speakers
- V-berth:
 - Large U-shaped dining area
 - Under seat storage
- V-berth mirror

GALLEY AREA

- Electric stove, 1 burner, flush mounted
- Galley cabinetry
- Generous counter space with flip-up extension
- Polished, granite-look countertop
- Receptacles, 110VAC / 12VDC (220VAC - international)
- Refrigerator, dual voltage, 110VAC / 12VDC (220VAC - international)
- Storage, upper and lower enclosed storage with positive latch system

HEAD & SHOWER AREA

- Full fiberglass enclosed stand-up head
- Head door, locking with mirror
- Head, porcelain with holding tank
- Lighting, overhead
- Medicine storage area
- Port lite, opening, with screen
- Receptacle, 110VAC (220VAC - international)
- Sink and vanity
- Vanity mirror

MID CABIN

- Berth access, wide opening
- Lighting, directional, wall-mounted
- Privacy curtain
- Storage, hanging locker, (2) enclosed with doors
- Window, opening, with screen

ENGINE COMPARTMENT

- Automatic bilge pump
- Batteries, dual
- Battery charger/converter (20 amp)
- Color-coded wiring with chafe protection
- Electric bilge blower
- Electric fuel sending unit
- Forward cabin bilge pump
- Insulated engine compartment
- Power trim and tilt
- Shower sump pump

- Water heater (7 gallon)

CANVAS

- Camper canvas - bimini top, front connector, side and aft curtains
- Stainless steel top hardware

OPTIONS

- Air conditioning/heater (5,000 Btu)
- CD changer, 10 disc
- Deck sunpads
- Engine flush-out
- Fire extinguishing system
- Gas vapor detector
- Grey water system with holding tank
- Head, overboard discharge
- Head, Vacu-Flush
- Hour meter
- Light, spot/flood remote
- Microwave
- **Navigational Package 1:** Raytheon VHF-210
Raytheon GPS/Loran-398
- Pillow package
- Prop, stainless (SX only)
- Remote oil filter (standard on 7.4 Gi engine)
- Seat cushion, aft fill-in
- Snap-in cabin runner
- Stove, alcohol/electric
- Table, cockpit
- Tank level indicators
- Transom washdown

CANVAS OPTIONS

- Cockpit cover

TRAILER OPTIONS

- Tandem axle trailer with disc brakes, surge
- Tandem disc brakes, surge
- Galvanized trailer
- Spare tire and wheel
- Spare tire and wheel, aluminum or galvanized
- Wheel, aluminum (each)

238

**HULL/DECK**

- 100% Armorcote® finish
- Anchor line locker, access with lid
- Balsa-cored hull sides and deck
- Bow rails, welded one piece, stainless steel
- Bow and stern eyes, stainless steel
- Cleats (6)
- Deck hatch, translucent
- Drain plug, brass threaded
- Engine compartment ventilators
- Fill caps, stainless steel (water, fuel and waste)
- Navigation lighting
- Non-skid on swim platform, foredeck, walk-thru and cockpit floor
- Port lites (4), opening with screens
- Rub rail, aluminum with vinyl insert
- Stable-Vee® hull
- Swim ladder with stainless steel grab handle
- Transom door, walk-thru
- Two-tone gel color choices - navy, red, green, silver or black
- CE certification
- NMMA certification
- Meets applicable USCG and ABYC standards

COCKPIT

- Beverage holders
- Cabin door, acrylic
- Cockpit carpet, berber 40 oz., lay-in
- Cockpit courtesy lighting
- Compass
- Depth sounder/clock
- Engine room hatch
- Fiberglass cockpit liner, self-bailing
- Instrumentation - VDO module, fuel gauge, tachometer, volt meter, trim gauge, engine temperature, oil pressure, electronic speedometer, sea water temperature, hour meter and odometer
- Receptacle - 12VAC / VDC helm
- Seating:
 - Double-wide adjustable helm
- Single lever binnacle control with tilt/trim switch
- Speakers, Sony® (2)
- Stern assist rail, stainless steel
- Storage:
 - Side wall
 - Beneath helm seat
- Tilt steering wheel
- Walk-thru windshield

CABIN

- Cabin entry, port
- C/O monitors
- Interior décor choices:
 - Biscayne Blue
 - Caribbean Green
 - Mediterranean Sand
- Lighting:
 - 12VAC directional lighting, V-berth
 - Overhead lighting
- Stereo, Sony® AM/FM CD player with (2) speakers
- Storage, side wall cabinets
- V-berth:
 - Large U-shaped dining area

- Under seat storage
- V-berth mirror

GALLEY AREA

- Galley cabinetry
- Generous counter space
- Icebox
- Stainless steel sink
- Storage, upper and lower enclosed storage

HEAD & SHOWER AREA

- Full fiberglass enclosed stand-up head
- Head door, locking with mirror
- Head, porta-potti
- Lighting, overhead
- Port lite, opening, with screen
- Sink and vanity
- Vanity mirror

MID CABIN

- Berth access, wide opening
- Lighting, overhead
- Privacy curtain
- Window, opening, with screen

ENGINE COMPARTMENT

- Automatic bilge pump
- Battery
- Color-coded wiring with chafe protection
- Electric bilge blower
- Electric fuel sending unit
- Insulated engine compartment
- Power trim and tilt
- Shower sump pump

CANVAS

- Camper canvas - bimini top, front connector, side and aft curtains
- Stainless steel top hardware

OPTIONS**• Marina Package:**

- Table with mounts
- Porcelain head with holding tank
- Dual batteries
- Dockside power
- Battery charger/converter (20 amp)
- Refrigerator
- Water heater (7 gallon)
- Batteries, dual with switch
- Bow anchor roller
- CD changer, 10 disc
- Deck sunpads
- Dockside power
- Engine flush-out
- Grey water system with holding tank
- Head, overboard discharge
- Head, porcelain with holding tank
- Head, pump-out
- Hour meter
- Light, spot/flood remote
- Microwave
- Pillow package
- Prop, stainless (SX only)
- Refrigerator
- Remote oil filter
- Seat, hinged stern
- Seat cushion, aft fill-in
- Snap-in cabin runner
- Stove, alcohol
- Stove, alcohol/electric
- Table, cockpit
- Transom washdown
- Trim tabs
- Water heater (7 gallon)
- Windshield wiper, starboard

CANVAS OPTIONS

- Cockpit cover

TRAILER OPTIONS

- Tandem axle trailer with disc brakes, surge
- Tandem disc brakes, surge
- Galvanized trailer
- Spare tire and wheel
- Spare tire and wheel, aluminum or galvanized
- Wheel, aluminum (each)

A Network of Professional Marine Retailers

One of the most important factors in choosing the right cruiser is choosing the dealer that makes boating easy. That's why Four Winns is the easy choice. Four Winns Professional Retailers are just that... professionals. They are specially trained to understand your needs and help guide you through your selection process so you get the cruiser that's perfect for your lifestyle.

After the sale, your independent Four Winns Professional Retailer stands ready with expertise, full parts and service support to keep you


on the water. Four Winns Professional Retailers undergo continual training not only on Four Winns Products, but on issues that concern you as a boater. You can rely on your Four Winns retailer to be knowledgeable, helpful source of information before and after you select your new cruiser.

Our network of Professional Marine Retailers is backed by one of the most comprehensive factory support systems in the industry. Service documentation, hot-line phone support and outstanding Four Winns product information and technical training are without equal. These factors may not always be apparent to you in the show room, but they will be important to you whenever you need support. Each is one more small step ensuring that your time on the water is the best it can be. At Four Winns, we make boating easy.

Winn Gear

We want you to look your best on your great looking Vista™. That's why we offer a line of attractive Winn Gear™ clothing and accessories.

Contemporary, stylish, and perfect for you or your favorite boater, Winn Gear lets the world know you've selected the best. Ask for a complete Winn Gear catalog from your Four Winns Professional Marine Retailer or contact DMD Marketing at 1-800-438-2388 or www.fourwinns.com.



Warranty

Our warranty sets the standard for what warranties should be. But what is behind the warranty is even more important. Our commitment is to get you on the water as quickly as possible. One example is Four Winns parts support. We continue to provide replacement parts... even long after that model is out of production. That's unusual in the recreational boat industry, but it's a fact you'll appreciate years from now. It's a key factor in our commitment to Boating Made Easy.

5/2/1 FOUR WINNS OWNER'S PROTECTION LIMITED WARRANTY*

Hull and Structural	5 years
Stern Drive and Engines	
Volvo-Penta***	2 years
Crusader**	1 year
Components	1 year

* Warranty is fully transferable
** Extended warranty available, see your dealer for details

See your Four Winns Professional Marine Retailer for complete details of the Four Winns limited warranty.



A Full Commitment To Boating Made Easy

FOUR WINNS... WHERE BOATING IS EASY

Four Winns is one of the top three producers in the recreational boating industry, and for good reason. Riding on our patented Stable-Vee® hull design, our boats are simply remarkable on the water. Our Horizon line is the leading choice in open-bow boating. From 17-28 feet, Horizon offers eight exciting models for 2000. Look at our Funships, in 21, 23 and 25 ft lengths. They are the perfect choice for full-featured, deck boat entertaining. If you're looking for versatility, inspect our Sundowner line of cuddy-cabin models. Ranging from 20 to 28 feet in length Sundowner offers an expanded line of five models for 2000. Four Winns, making boating easy for boaters of all types.



WWW.FOURWINNS.COM

You can find us on the Web at www.fourwinns.com. Here you'll find all the facts, photos and specifications on the entire line of Four Winns® products, plus a lot more. Log on and get all the information you need. The more you learn, the more you'll choose Four Winns.

VIDEO

Want to see the Vista line in action? Contact us for a Vista Video Catalog or a complete Sport Boat Video Catalog of Four Winns products for 2000. For just \$5.00, each, plus postage, you can experience what we mean when we say Four Winns... Boating Made Easy™. Contact us at **Four Winns Marketing Services, 925 Frisbie Street, Cadillac MI 49601** or call **1-800-Four Winns**. Or, see your Four Winns Professional Marine Retailer and ask about our special video entitled, "The Seven Points of Comparison," our all-around guide to proper boat selection.





FOUR WINNS®

www.fourwinns.com

An important note about the information in this booklet. Every effort has been made to ensure that this catalog includes complete and accurate information. However, since the time of printing, some information may have been revised. Also some equipment shown within this brochure is available at extra cost. Since we do reserve the right to make changes at any time, without notice, in prices, colors, equipment, specifications, and models, we suggest that you check with your Four Winns Dealer for complete and accurate information. Armorcote is a registered trademark of Cook Composites and Polymers, Inc.

Four Winns/925 Frisbie/Cadillac, MI 49601 231/775-1351

©1999, Four Winns Boats, LP. All Rights Reserved.

Four Winns is a division of the Recreational Boat Group Limited partnership, an OMC Company.
Litho in USA. 7/99

