



FOUR WINNS



F

O

U

R



There's new life in the cruiser class...dramatically emphasized in a fresh, innovative and intelligent series of wide-body liveboards from Four Winns.

The essence of Four Winns express cruisers is livability, born of the experience gained as one of America's premier builders of family oriented fiberglass

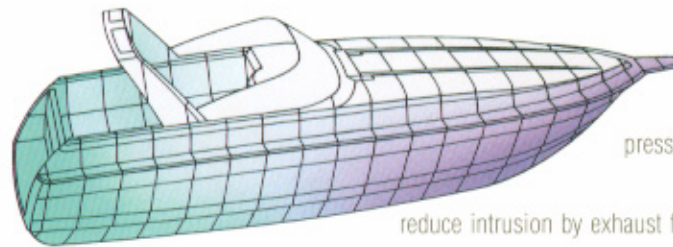
**A fresh, innovative**

powerboats. The good life includes accommodating 285 and 315 stern drive

**and intelligent series of**

configurations, the 325 with V-drives, and is most emphatically defined in the

**wide-body liveboards.**



**Extensive model testing**

helped define the 365's

**Stevens Institute**

helped define the 365's variable deadrise, deep-vee running

**variable deadrise.**

surface that provides optimum handling underway and welcome stability at

rest. The layup of the 365's hull and deck feature high quality hand lamination

of fiberglass mats and woven rovings, reinforced with end grain balsa core

and coremat tied together

by a rugged, rigid fiberglass

stringer system. Additional structural

integrity is gained when the one-piece balsa core lami-

nated fiberglass deck and cockpit liner are bonded to the hull. Other unique

design features further distance the 365 from similar sized cruisers...a broad

**The 365 features**

non-skid walk-around that begins, not at midship like some others, but at

**a rugged, rigid fiberglass**

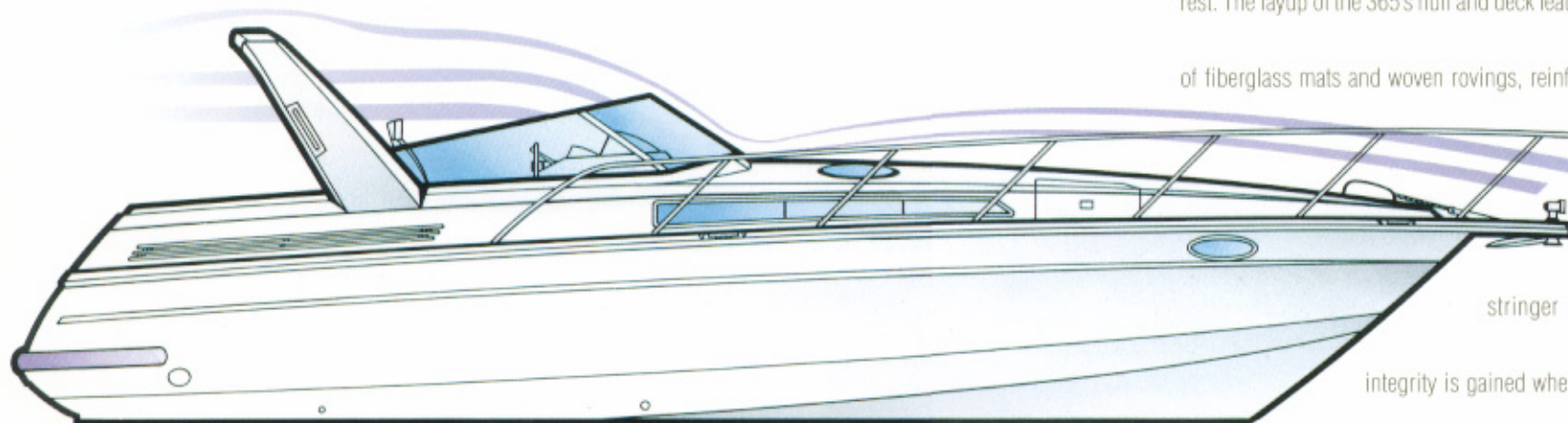
the transom...a wide "bumper" that surrounds the stern to protect the fiber-

**stringer system.**

glass when docking...and large,

integrated storage com-

partments on the foredeck



**How air flows over the deck is**

**as important as how the running**

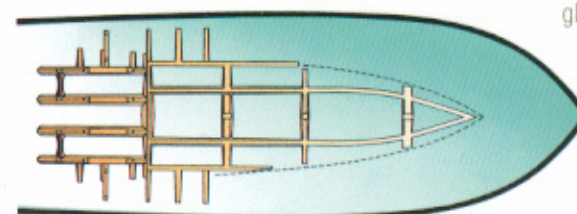
surface carves the water.

built. Aerodynamic as well as hydrodynamic engineering principles helped

**determine the shape of the 365...because how air flows over the deck is as**

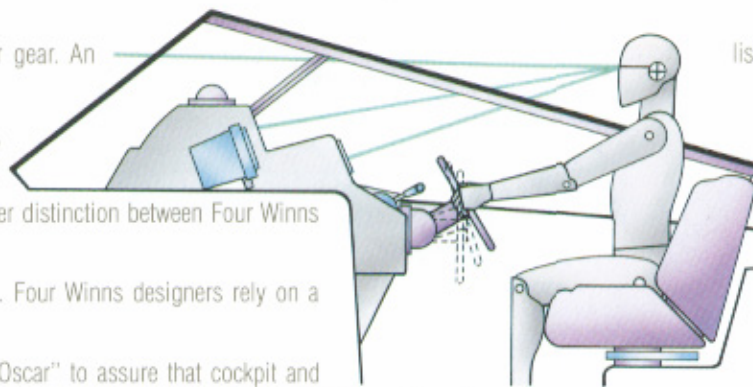
important as how the running surface carves the water. Strategically

positioned air ducts in the base of the windshield are designed to manage air



# W I N N I N G S

to house fenders, docklines and other gear. An unshakeable commitment to ergonomics, or human engineering concepts, is further distinction between Four Winns express models and others in the class. Four Winns designers rely on a jointed human mannequin nicknamed "Oscar" to assure that cockpit and



below deck living modules can be comfortably utilized. The value of ergonomic engineering is most notable in helm station design. Seat height, seat adjustment, line of sight, instrument panel layout, throttle and shifter positioning are carefully calculated and integrated to create an operator environment that is functional, convenient and aesthetically pleasing. One of the most important distinctions between Four Winns and other cruisers may be warranty. Each Four Winns wide-body is backed by one of boating's strongest protection plans...the exclusive Four Winns *Winning Edge*<sup>SM</sup> Owner Protec-

tion which includes a 5-year hull warranty, and a 1-year limited warranty on the engines, engine controls, engine electrical system, and all other boat systems, components and factory-installed options and accessories. Innovative features, quality materials and workmanship, fresh styling, impressive performance, gracious living accommodations and outstanding utility were the design goals estab-

lished for the Four Winns wide-body liveaboards. How successful we have been in achieving those goals will ultimately be determined by your review at your nearest Four Winns Professional Marine Retailer showroom.

**An unshakable commitment to ergonomics further distinguishes Four Winns express models from others in the class.**

**Exclusive Four Winns Winning Edge<sup>SM</sup> Owner Protection.**

**Give Your Family Our Best.**

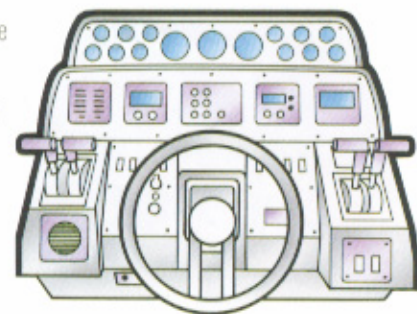


**We invite you to see and drive this elegant new series of affordable wide-body family cruisers.**

have been carefully screened for their knowledge of and experience in offshore cruising, and for their commitment to providing unparalleled service to the Four Winns cruiser owner. The name Four Winns in the window is your assurance that the dealer has the facilities and the factory-trained service technicians to make life aboard a Four Winns family cruiser gracious, rewarding and hassle-free. On behalf of the

Four Winns Professional Marine Retailer we invite you to see and drive any of the four members of this elegant new series of affordable new wide-body family cruisers. While you're there, ask for literature on other quality boats manufactured by Four Winns...the new Quest<sup>TM</sup> by Four Winns fishing series, and the popular Four Winns runabouts, deckboats, cuddy models, performance boats and trailerable family cruisers. Thank you for your interest, and...Give Your Family Our Best.

**Give Your Family Our Best.**

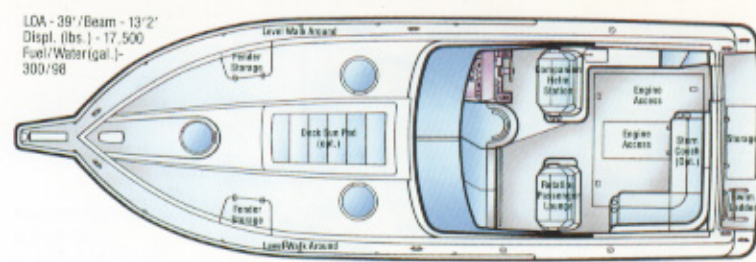


\*Ask your Four Winns dealer for full details.



# 365

LOA - 39' / Beam - 13'2"  
Displ. (lbs.) - 17,500  
Fuel/Water (gal.) -  
300/98



The newest and freshest breath of life in the cruiser class is the 365 express

by Four Winns. Because there are formidable alternative cruisers that the 365

will be compared to, we've taken extra care to see that the 365 provides all

the quality, convenience and comfort expected of the class. We've also en-

**The newest and freshest breath**

dowed it with innovations rarely seen or not even available on other cruisers.

**of life in the cruiser class.**

For example, a wide bumper surrounds the swim deck and a portion of stern

sidewalls to protect the fiberglass during docking maneuvers. The engine

compartment, which houses a pair of gasoline or diesel v-drive V-8s, can be

**Endowed with innovations**

accessed by a small cockpit floor day hatch for routine maintenance...and

**rarely seen or not available**

a full width hatch for major service needs. On the foredeck, hatches conceal

**on other cruisers.**

fenders and other dockside needs. Another storage compartment in the swim

deck also provides steering gear access. A wide, non-skid walkway runs from

transom to bow. This feature, in combination with molded sidewall steps,

makes side entry and exit simple and convenient. There's much to appreciate

**On the foredeck, lockable**

in the cockpit itself...an optional stern couch...a portside companion seat that

**hatches conceal fenders, lines,**

pivots aft for socializing...an optional refreshment center...a flat, self-bailing


**and other dockside needs.**

fiberglass floor from stern to cabin entryway...a raised helm with adjustable

companion seating...tilt steering...VDO instrumentation...and optional

electronics and navigational aids.

365 express cruiser







1



2

1. The white-on-white helm station features well-positioned VDO gauges, integrated optional electronics, engine synchronizer indicator, throttles, and shifters.



3

2. Foredeck integrated lockers with fender storage.  
3. Swiveling companion seat facilitates socializing.  
4. Optional refreshment center with sink, running water, refrigerator/ice maker. Molded side-wall steps access deck walkway.

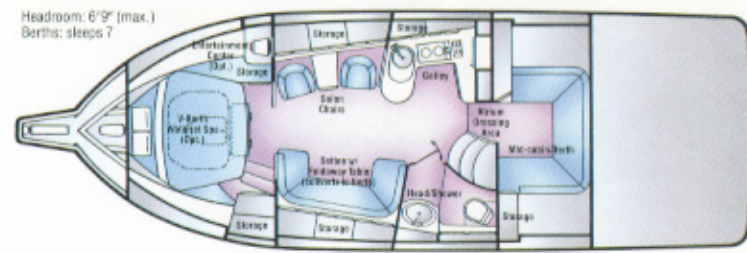


4





Headroom: 6'9" (max.)  
Berths: sleeps 7



With the introduction of the 365 Four Winns express, life aboard a family cruiser ceases to be a compromise. A bright, compact wrap-around galley offers outstanding counter space and storage. Molded sink with cutting board, two burner electric stove and refrigerator/freezer are built-in.

**Life aboard a family cruiser ceases**

Optional kitchen center includes a coffee maker and an optional microwave oven stores at eye level on the rear cabin bulkhead. The head uses the curve of the entryway to gain valuable floor space for the stand up shower and optional vac-u-flush toilet. Outside the bi-fold shower door there's a full lav-

**to be a compromise.**

**The head uses the curve**

**of the entryway to gain**

**a richly upholstered starboard settee that makes into a convenient single**

**valuable floor space.**

berth, or optional matching easy chairs separated by a low table. The chairs can be moved to the dinette for extra seating. The wrap-around port settee converts to a double berth, or for dining on a dropleaf table that folds out

of the sidewall. A master vee-berth features built-in dressers and hanging

**A queen-size island bed**

**locker. A queen-size island bed conceals an optional water-jet spa. The enter-**

**conceals an optional**

tainment center with roll-away doors provides space for audio/video accessories and optional television that pivots for access by salon or vee-berth.

**water-jet spa.**

A private mid-cabin with U-shaped seating converts to a double berth, and includes an atrium/dressing area with over 7 feet of headroom.

Galley/kitchen center



Forward berth







1



2

1. Optional chair seating in the main salon permits greater capacity at the fold out dining/party table.  
2. Ideal for quiet conversation, the generous mid-cabin compartment beyond the galley easily converts to sleeping quarters.



3



4

3. Spacious head with full length mirror and shower.  
4. Optional entertainment center with VCR, remote control color TV.  
5. Optional 2-person spa is coasaled below the master berth.



5

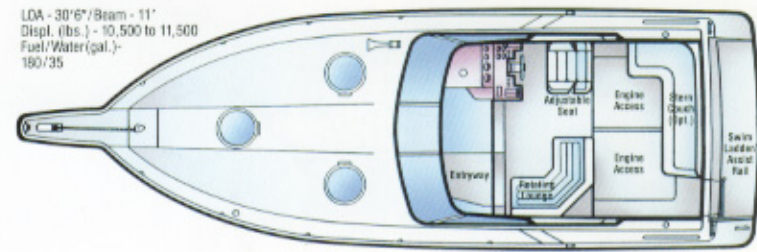
Main salon/vee-berth





# 325/315

LDA - 30'6" / Beam - 11"  
Displ. (lbs.) - 10,500 to 11,500  
Fuel/Water (gal.) -  
190/35



The 325 and 315 express cruisers by Four Winns are fetching reminders that

the good life is not so intangible...and that the world is not so big. The 325,

with twin gas or diesel V-drives, and the 315, powered by twin OMC Cobra®

gas or diesel stern drives are affordable mid-size liveaboards with impeccable

**The good life is not so intangible...**

credentials. Entry to the self-bailing cockpit is through a transom door (with

**the world is not so big.**

storage) accessed from a generous integrated swim deck. An ingenious water

entry ladder folds up to serve as a sturdy assist rail. An optional transom

washdown includes a hand-held shower. Optional storage lockers built into

**Companion seating can be**

the transom hold power cords, dock lines, etc. And an optional stern lounge

**swiveled to make socializing**

folds down when not in use. Port side passenger seating can be swiveled

**more convenient.**

aft to make socializing with guests in the stern more convenient. An optional

refreshment center with sink and ice maker is located behind the helm. An

adjustable helm seat overlooks an impressive new white-on-white dash fitted

with a remarkably vast, but well-organized array of VDO gauges, controls and

**New white-on-white dash with**

ancillary telemetry. The impressive silhouette is distinctly Four Winns...as

**vast, well-organized gauges,**

are the three large round deck hatches. The generous non-skid walk-around,

**controls and ancillary telemetry.**

a large anchor locker and integrated bow pulpit are additional stylish and

practical deck features. And handsome, optional full Sunbrella®\* canvas is

color-keyed to the 315/325 express accent color.

315 express cruiser (upper) 325 express (lower)



\*Sunbrella is a registered trademark of GLENN KAYEN MILLS, INC.





1



2

1. Easy to reach controls and white-on-white VDO gauges center state of the art instrumentation.  
2. A new lightweight aluminum radar arch is optional.  
3. 325 engine options include twin gas or diesel V-drive V-8s.



3

4. Fold-down swim ladder doubles as handrail for cockpit entry.  
5. Luxury cockpit option includes dual companion seats. Starboard adjusts. Port swivels.



4



5





# 325/315



In establishing below deck design parameters for the 315 and 325 express cruisers by Four Winns we asked simply for space utilization that maximized livability. The result is one of life's pleasant surprises. There's a compact and complete galley with ergonomic design efficiencies that help

**Ergonomic design efficiencies**

reduce time and effort in meal preparation. A contoured mid-cabin settee in-help reduce time and effort vites lounging, serves as a dinette with removable table, and converts to a in meal preparation.

cozy double berth. The head includes a stand-up shower, lavatory, mirror,

linen cabinets and optional vac-u-flush toilet, yet its allotted floor space is

**Allotted floor space is**

proportionate to its level of use. The vee-berth is well planned with built-in proportionate to level of use.

drawers below, high-intensity reading lamps, and a large hanging locker. An

optional bulkhead with door provides privacy. Another double berth with

hanging locker and privacy curtain occupies the mid cabin. By day, with fill-in

cushions removed, it becomes a large comfortable lounge for reading or chil-

dren's play. But the true test of a wide-body liveaboard is how "livable" it

**The true test of a wide-body**

truly is. In that regard 315 and 325 express cabins are beautifully accom- liveaboard is how

modating with nearly 6½ feet of headroom, outstanding natural lighting from

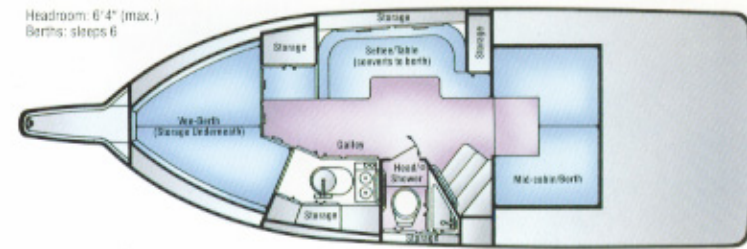
**"livable" it truly is.**

3 large round deck hatches and panoramic side windows, and a subtle blend-

ing of soft colors and elegant fabrics that produces a wonderfully spacious

and airy ambiance.

Headroom: 6'4" (max.)  
Bertns: sleeps 6







1

1. Dining top (see below) removes to reveal an oval coffee table. Optional bulkhead with door provides privacy for vee-berth.

2. Generous mid-cabin lounge/sleeper provides a quiet place for relaxation.



2

3. Reading lights, natural light from the round hatch above and indirect lighting throughout provide many moods for the master berth.



3



Main salon/forward berth



Main salon/mid-cabin



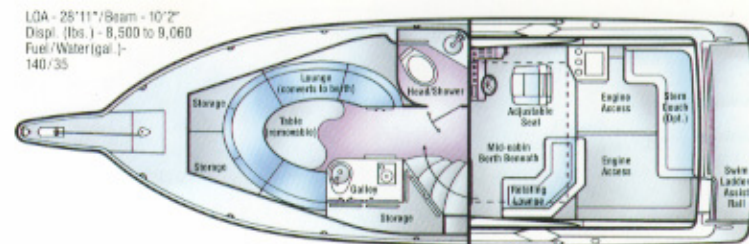
Forward berth



Dinette



# 285



At 28 feet, life is sweet, affordable and full of pleasant surprises. It starts with cockpit entry through an integrated transom door that doubles as a storage compartment for dock lines, fenders or what have you. New optional lockers built into the transom provide more storage and convenience. An optional refreshment center with ice maker is the focus of the very sociable stern. An ingenious passenger lounge pivots fore, side and aft to make cockpit conversation easier and more personal. The stylish helm, with no-bezel VDO instrumentation, is friendly and accommodating. Below deck, the gracious liv-

**The helm is friendly and accommodating...never intimidating.**

ing present. By day, a richly upholstered wrap-around settee fills the fore cabin, inviting family and/or guests to lounge comfortably. A removable table services the area for dining...and fill-in cushions convert to a spacious master berth. An attractive galley is located mid cabin to port...compact, convenient and complete. The head with mirror, vanity, linen cabinets, shower and

optional vac-u-flush toilet is opposite. A roomy mid-cabin compartment offers a generous berth for two...or doubles as a private place for children to play, read or rest when inclement weather keeps everyone below deck. Everywhere you look, livability is enhanced by the subtle blending of soft colors, rich fabrics and pleasing textures.

**Life is sweet, affordable and full**

**of pleasant surprises.**

**An attractive galley is compact,**

**convenient and complete.**







1



2

1. Full VDO instrumentation.
2. Optional refreshment center complete with cutting board, beverage holders and storage, is located behind the swiveling helm seat.



3

3. New entryway with sliding, smoked plexiglass hatch provides generous access to cabin.
4. Rotating, L-shaped passenger seat adds versatility to the cockpit.

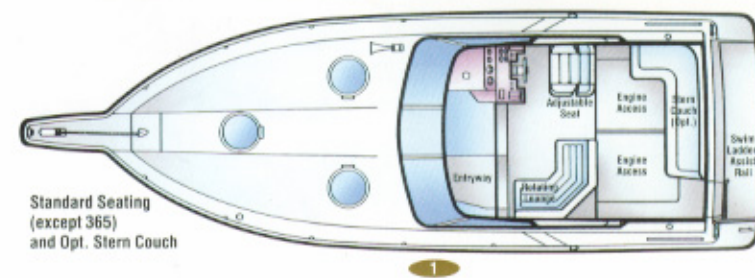


4

285 express cruiser







Standard Seating  
(except 365)  
and Opt. Stern Couch

Four Winns express models represent new life in the cruiser class. The 285, 315, 325 and 365 Four Winns wide-bodies are designed for maximum livability. Cabins are remarkably spacious. Furnishings are comfortable and exquisitely tailored, yet durable and practical. Fixtures and hardware offer a simple elegance. Ergonomically designed galley and head modules provide outstanding utility while occupying minimal floor space. Richly textured headliner and wall coverings contribute to the light and easy living atmosphere. We've designed in a lot of livability, but left the individual lifestyle touches up to you.

We've left the individual lifestyle

touches up to you.

#### Create a pleasant environment to


Choose from rich colors, attractive patterns and dozens of comfort, convenience and appearance options to create a pleasant environment from which

to enjoy the good life. Premium Armorcote™\* gelcoat resists chalking and fading and buffs back to near original lustre time and again. New expanded vinyl trim and upholstery has a luxurious look and feel and built-in memory to return to its original shape without bunching or gathering.

\*Armorcote is a registered trademark of COOK COMPOSITES & POLYMERS, INC.

- |  |  |   |
|--|--|---|
| 1. Remote control spotlight.                         | 6. Tilt steering wheel.  | 11. Color-coordinated Sunbrella® camper canvas. |
| 2. Deck sun pads.                                    | 7. Rope and chain windlass.  | 12. VHF radio for ship-to-ship communications.  |
| 3. Transom washdown system with shower head.         | 8. Fold-away passenger stern couch.                                | 13. Built-in microwave and coffee maker.        |
| 4. Radar arch.                                       | 9. Entertainment center with television, VCR, compact disc player. | 14. Transom storage lockers (285/315/325).      |
| 5. Refreshment center with sink, storage, ice-maker. | 10. Dual companion seat swivels to three positions.                |   |

## COLORS



## STANDARD FEATURES

### Transom

- Stainless oval aft rail
- Swim ladder/assist rail, stainless steel, patented design (285/315/325)
- Swim platform, fiberglass integrated
- Swim platform storage compartment (wet)
- Transom light
- Walk-through fiberglass transom door with storage

### Cockpit

- Adjustable helm seat
- Automatic bilge pump
- Bilge blower
- Binnacle controls (285)
- Chart light
- Cockpit cover and Bimini top, Sunbrella®
- Courtesy lights, cockpit
- Depth sounder (285)
- Dockside power with isolator (50' cable), battery charger, dual switch and adapters)
- Dual deep cycle, high-cranking marine batteries with retainers
- Dual shifters/throttle (315/325/365)
- Engine access hatches
- Engine compartment sound insulation
- Horn, single (285/315/325)
- Horns, dual (365)
- Instrumentation: tachometer, fuel, water temp., voltage, oil pressure, helm position (325/365), synchronizing tachometer, tilt wheel, trim tabs
- Integrated step access to walk-around (365)
- Power steering
- Power trim and tilt (285/315)
- Props, brass (325/365)

- Props, stainless (285/315)
- Rotating passenger seat w/footrest
- Stainless steel grab rails: radar arch, behind helm, sides
- Stereo speakers
- Storage: under seats, sidewalls, transom
- Trim tabs, hydraulic
- Water heater with heat exchanger
- Windshield, tinted/tempered, curved glass
- Windshield wiper, starboard

### Exterior and Trim

- Bow pulpit, integrated with anchor line rollers
- Hatches, 3 round (315/325/365)
- Hatches, 2 round (285)
- Navigation lights
- Vent louvers, stainless

### Construction, Design and Performance

- Balsa core, reinforced deck and hull
- Counter-rotating outdrives (285/315)
- Fender lockers, integrated foredeck (365)
- Non-skid walkaround deck
- Premium Armorcote® fade-resistant gelcoat
- Stainless steel hardware
- Stainless welded bow rails
- Stern bumper, vinyl (325/365)
- Vinyl: premium grade, heavy-duty with "memory"

### Cabin(s)

- Air make-up system (aft)
- Atrium dressing area (365)
- Cabinetry, hand-crafted Formica, spring-hinged
- Carpeting, 20 oz. premium grade marine
- Curtains, privacy: aft cabin and vee-berth

- Dinette (main salon), converts to berth
- Electrical system control panel with switches
- Enclosed head with vanity, sink, linen cabinet, shower head
- Entry door, plexiglass, lockable
- Fabrics, premium grade, designer-styled
- Hanging storage
- Indirect lighting
- Storage: vee-berth, sidewalls, hanging locker, beneath seats
- Table: stows in port sidewall (365), removable with 2 tops (315/325)
- Window curtains/blinds

### Head

- Full vanity with storage, mirror
- Marine head w/holding tank and pump-out
- Separate wet/dry areas (365)
- Storage, sidewall

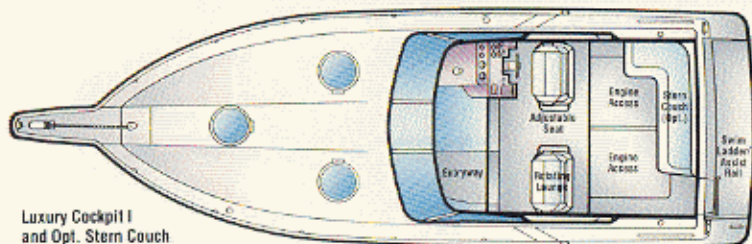
### Galley

- 2-burner electric stove (315/325/365)
- 1-burner electric stove (285)
- 110/12-volt refrigerator
- Lighting (quartz, 365)
- Sink
- Storage: cabinets and drawers, silverware drawer (315/325/365)



1. Standard seating: rotating L-shaped passenger lounge and adjustable bucket. (365 standard seating: dual companion seats.)

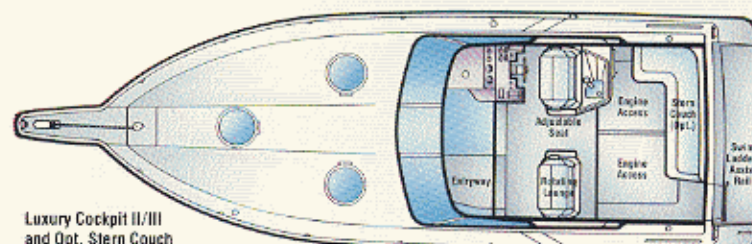
2. Luxury Cockpit I: dual companion seats - one adjustable.



Luxury Cockpit I and Opt. Stern Couch

one swivel. Stern couch is also available on all Four Winns cruisers.

3. Luxury Cockpit II and III: dual companion seats, plus cockpit refreshment center with icebox or icemaker.



Luxury Cockpit II/III and Opt. Stern Couch

## SPECIFICATIONS

	365	325	315	285
LOA/Transom to Bow:	39'7/36"	30'6"	30'6"/28'6"	28'11"/27'5"
Beam:	13'2"	11'	11'	10'2"
Fuel (Gal.):	300	180	180	140
Water (gal.):	98	35	35	35
Max. Cruise Range (mi.):*	200	200	280	250
Passengers:	15	12	12	12
Bridge Clearance:	7'6"/10'4" w/anch	7'6"/9" w/anch	7'6"/9" w/anch	7'3"/8'6" w/anch
Cockpit Depth (helm):	44"	34"	34"	34"
Draft:	38"	34"	40"	39"

\*Excludes fixed cruise range may vary.  
\*Down to water level only.

365				315			
Power Ratings & Weights				Power Ratings & Weights			
Engine Type	Crankshaft HP	Shaft HP	Boat & Engine Lbs.	Engine Type	Crankshaft HP	Propshaft HP	Boat & Engine Lbs.
Twin 454 CRJ	350 EA	300 EA	17,500	Twin 200 Diesel	205 EA	187 EA	10,200
Twin 502 CRJ	390 EA	355 EA	17,500	Twin 5.0L V-6	240 EA	215 EA	11,100
				Twin 5.0L V-6	285 EA	245 EA	10,300
				Twin 5.0L V-6	340 EA	295 EA	10,300

325				285			
Power Ratings & Weights				Power Ratings & Weights			
Engine Type	Crankshaft HP	Shaft HP	Boat & Engine Lbs.	Engine Type	Crankshaft HP	Propshaft HP	Boat & Engine Lbs.
Twin 190 CRJ V-6	200 EA	145 EA	11,500	Twin 4.3L V-6	175 EA	150 EA	8,500
Twin 350 CRJ V-6	270 EA	235 EA	11,400	Twin 5.0L V-6	230 EA	175 EA	8,700
Twin 454 CRJ V-6	363 EA	300 EA	11,500	Twin 200 Diesel	205 EA	187 EA	8,900
				Twin 5.0L V-6	245 EA	215 EA	8,900
				Twin 350 CRJ V-6	285 EA	245 EA	9,100



## OPTIONS

	365	325	315	285
AIR CONDITIONING/HEATING				
ANCHOR W/LINE				
BEDDING PACKAGE				
BOTTOM PAINT				
CANVAS, AFT				
CANVAS, CAMPER (INC. MAIN SIDES)				
CANVAS, COCKPIT				
CANVAS, FULL (AFT, SIDE)				
CANVAS, SIDE				
CD MONITOR				
COCKPIT CARPET				
COFFEEMAKER				
DINING				
DECK SUNPAD				
FLUSH OUT KIT				
FRESH WATER ENGINE COOLING SYSTEM				
GAS VAPOR DETECTOR				
GELOAT TWO-TONE				
GENERATOR				
GREY WATER SYSTEM				
HALON FIREBOY				
HATCH SCREEN				
HEAD, TREATED DISCHARGE				
HEAD, VAC-U-FLUSH				
HORN, DUAL TRUMPET				
HOUR METER				
ICE MAKER				
KITCHEN CENTER				
LIGHT, SPOT REMOTE				
MICROWAVE				
OIL DRIP PAN				
RADAR ARCH				
RADIO, SHIP TO SHORE				
REFRESHMENT CENTER				
SALON CHAIR SEATING				
SEAT, STERN COUCH				
LUXURY COCKPIT I				
LUXURY COCKPIT II				
LUXURY COCKPIT III				
SHOWER CURTAIN				
SNAP-IN SUNBrella® CABIN RUNNER				
SPA WITH JET PUMP				
STEERING, HYDRAULIC				
STEERING, TILT WHEEL				
STEREO UPGRADE WOOD PLAYER				
STORAGE CRADLE				
SWIM PLATFORM, TEAK INSERT				
TABLE W/EXTRA MOUNT				
TELEVISION				
TELEVISION/CD CENTER				
TRANSOM STORAGE LOCKERS				
TRANSOM WASH/DOWN KIT				
VEE-BERTH BULKHEAD				
VEE-BERTH SLEEPER				
WINDLASS, CHAIN				
WINDLASS, ROPE & CHAIN				
WINDSHIELD W/ WIPER, STARBOARD				
WINDSHIELD W/ WIPER, STARBOARD & PORT				

365 available in 315 standard.  
Luxury Cockpit I: Dual companion seats (one adjustable, one swivel).  
Luxury Cockpit II: Dual companion seats (one adjustable, one swivel), refreshment center with icebox.  
Luxury Cockpit III: Dual companion seats (one adjustable, one swivel), refreshment center with icebox.  
285 includes refreshment center with icebox.  
285 includes refreshment center with icemaker.





**FOUR WINNS®**

A Subsidiary of OMC®

4 Winn Way  
Cadillac, Michigan 49601  
(616) 775-1351

Information in this catalog... Every effort has been made to insure that this catalog includes complete and accurate information. However, since the time of printing, some information may have been revised. Also, some equipment shown on Four Winns boats within this catalog is available at extra cost. Since we do reserve the right to change prices, colors, equipment, specifications and models, we suggest that you check with your Four Winns dealer for complete and current information. OMC Cobra, OMC King Cobra, Johnson, Evinrude, and VRO™ are trademarks of Outboard Marine Corporation. Four Winns / 4 Winn Way / Cadillac, MI 49601 / (616) 775-1351

© 1991 FOUR WINNS, INC. ALL RIGHTS RESERVED.