



FOUR WINNS



F

O

U

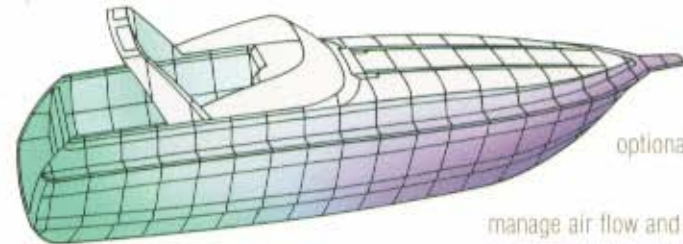
R



There's new life in the cruiser class... dramatically emphasized in a fresh, innovative and intelligent new series of wide-body liveboards from Four Winns. The essence of Four Winns express cruisers is livability, born of the experience gained as one of America's premier builders of family oriented

**A fresh, innovative**

and intelligent new series of fiberglass powerboats. The good life includes accommodating 285 and 315 stern drive configurations, the new 325 with V-drives, and is most emphatically wide-body liveboards.



the trailing wing of the optional radar arch are designed to

manage air flow and diminish low pressure areas

**Extensive model testing**

in the cockpit to help reduce intrusion by exhaust fumes and back spray. Extensive scale model testing in the test tanks at prestigious Stevens Institute

**helped define the 365's**

variable deadrise.

helped define the 365's variable deadrise, deep-vee running surface that provides optimum handling underway and welcome stability at rest. The layout

of the 365's hull and deck feature high quality hand lamination of fiberglass

mats and woven rovings,

reinforced with end grain

balsa core and coremat tied together by a

rugged, rigid fiberglass stringer system. Additional

structural integrity is gained when the one-piece balsa core laminated

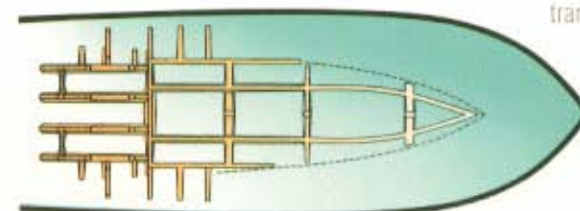
fiberglass deck and cockpit liner are bonded to the hull. Other unique design

**The 365 features**

features further distance the 365 from similar sized cruisers... a broad non-skid walk-around that begins, not at mid ship like most others, but at the

**a rugged, rigid fiberglass**

stringer system.



transom... a wide "bumper" that

surrounds the stern to

protect the fiberglass when



**How air flows over the deck is**

as important as how the running

surface carves the water.

engineers may well have established new standards for the way wide-body

cruisers are designed and built. Aerodynamic as well as hydrodynamic engi-

neering principles helped determine the shape of the 365... because how air

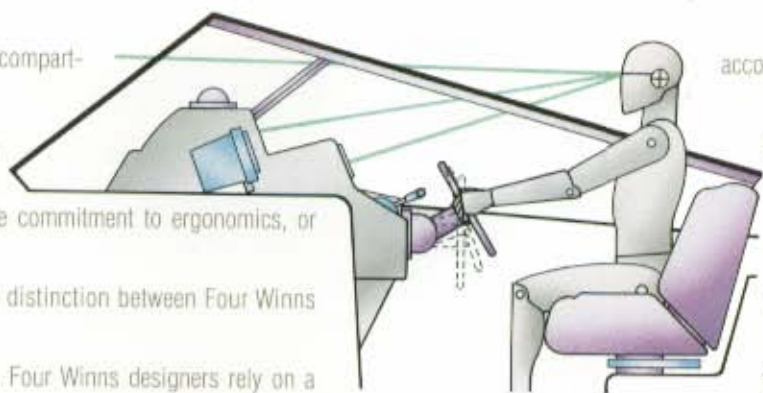
flows over the deck is as important as how the running surface carves the

water. Strategically positioned air ducts in the base of the windshield and

# W I N N I N G

docking...and large, integrated storage compartments on the foredeck to house fenders, docklines and other gear. An unshakable commitment to ergonomics, or

human engineering concepts, is further distinction between Four Winns express models and others in the class. Four Winns designers rely on a



**An unshakable commitment to ergonomics further distinguishes**

below deck living modules can be comfortably utilized. The value of ergonomic engineering is most notable in helm station design. Seat height, seat

**Four Winns express models from others in the class.**

adjustment, line of sight, instrument panel layout, throttle and shifter positioning are carefully calculated and integrated to create an operator environment that is functional, convenient and aesthetically pleasing. One of the

most important distinctions between Four Winns and other cruisers may be warranty. Each Four Winns wide-body is backed by boating's strongest protection plan...exclusive Four Winns *Winning Edge*<sup>SM</sup> Owner Protection that

**Exclusive Four Winns *Winning Edge*<sup>SM</sup> Owner Protection.**

includes a 5-year hull warranty, a 1-year limited warranty on boat systems, engines, controls and components. Also, 1-year theft/accident/liability coverage can be continued after purchase for a \$15 processing fee. Innovative features, quality materials and workmanship, fresh styling, impressive performance, gracious living



accommodations and outstanding utility were the design goals established for the new Four Winns wide-body liveaboards.

How successful we were in achieving those goals will ultimately be determined by your review at your nearest Four

**We invite you to see**

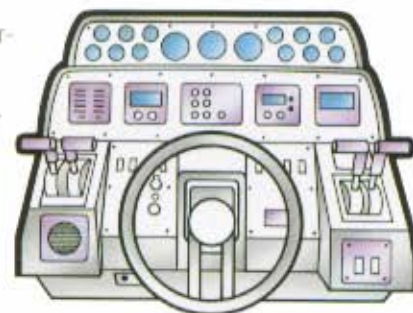
Winns Professional Marine Retailer showroom. An exclusive group of Four Winns cruiser dealers have been carefully screened for

**and drive this elegant new series**

of affordable wide-body family cruisers. Their knowledge of and experience in offshore cruising, and for their commitment to providing unparalleled service to the Four Winns cruiser owner.

**of affordable wide-body family cruisers.**

The name Four Winns in the window is your assurance that the dealer has the facilities and the factory-trained service technicians to make life aboard a Four Winns family cruiser gracious, re-



warding and hassle-free. On behalf of the Four Winns Professional Marine Retailer we invite you to see and drive this elegant new series of affordable wide-body family cruisers. While you're there, ask for literature on other quality

boats manufactured by Four Winns...the new Quest by Four Winns fishing series, and the popular Four Winns runabouts, deckboats, cuddy models, performance boats and trailerable family cruisers. Thank you for your interest,

**Give Your Family Our Best.**

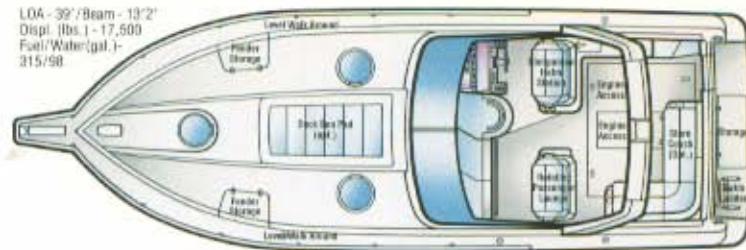
and...Give Your Family Our Best.





# 365

LOA - 39' / Beam - 13'2"  
Displ. (lbs.) - 17,500  
Fuel/Water (gal.) -  
315/98



▼  
The newest and freshest breath of life in the cruiser class is the 365 express by Four Winns. Because there are formidable alternative cruisers that the 365 will be compared to, we've taken extra care to see that the 365 provides all the quality, convenience and comfort expected of the class. We've also en-

**The newest and freshest breath**

dowed it with innovations rarely seen or not even available on other cruisers.

**of life in the cruiser class.**

For example, a wide bumper surrounds the swim deck and a portion of stern sidewalls to protect the fiberglass during docking maneuvers. The engine compartment, which houses a pair of gasoline or diesel v-drive V-8s, can be

**Endowed with innovations**

accessed by a small cockpit floor hatch for routine maintenance...and a large

**rarely seen or not available**

one for major service needs. On the foredeck, hatches conceal fenders and

**on other cruisers.**

other dockside needs. Another storage compartment in the swim deck stows

more gear. A wide, non-skid walkway completely surrounds from transom

to bow. This feature, in combination with steps molded into the cockpit

sidewall, makes side entry and exit simple and convenient. There's much to

**On the foredeck, lockable**

appreciate in the cockpit itself...an optional stern couch...a portside com-

**hatches conceal fenders, lines,**

panion seat that pivots aft for socializing...an optional refreshment center...a


**and other dockside needs.**

flat, self-bailing fiberglass floor from stern to cabin entryway...a raised helm

with adjustable companion seating...tilt steering...and optional electronics

and navigational aids.

365 express cruiser







1



2

1. The white-on-white helm station features well-positioned VDO gauges, integrated optional electronics, engine synchronizer indicator, throttles, shifters and plenty of room for telemetry.



3

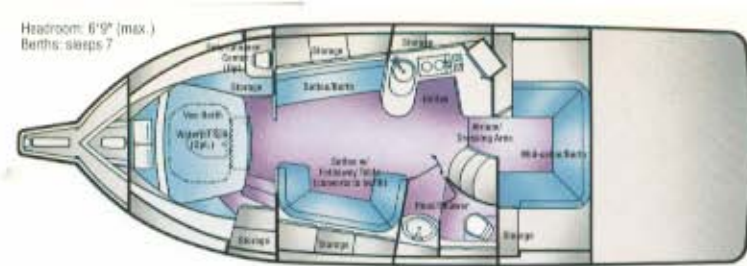
2. Foredeck integrated with lender storage.  
3. Swiveling companion seat accommodates socializing.  
4. Optional refreshment center with sink, running water, refrigerator/ice maker. Molded side-wall steps access deck walkway.



4







With the introduction of the 365 Four Winns express, life aboard a family cruiser ceases to be a compromise. A bright, compact wrap-around galley offers outstanding counter space and storage. Stainless sink with cutting board, two burner electric stove and refrigerator/freezer are built in. An optional kitchen center includes a coffee maker. And an optional microwave oven stores at eye level on the rear cabin bulkhead. The head uses the curve of the entryway to gain valuable floor space for the vac-u-flush toilet and stand up shower. Outside the bi-fold shower door there's a full lavatory with

**The head uses the curve**

**of the entryway to gain**

**valuable floor space.**

tee converts to a double berth, or for dining utilizing a dropleaf table that folds out of the sidewall. A master vee-berth features built-in dressers, hanging locker and dressing seat. A queen-size island bed conceals an optional water-jet spa. An entertainment center with ash roll-away doors provides

**A queen-size island bed**

**conceals an optional**

**water-jet spa.**

seating converts to a second double berth, and includes an atrium/dressing

area with over 7 feet of headroom. Ceiling lighting islands diffuse light evenly.

All combine to make on-board living gracious and easy.

**Life aboard a family cruiser ceases**

**to be a compromise.**

Galley/kitchen center



Forward berth







1



2

1. Ideal for quiet conversation, the generous mid-cabin easily converts to sleeping quarters.  
2. Designer fabrics, an atrium entryway and selective details create the elegance found in 365's contemporary interior.



3



4

3. Spacious head with full length mirror and shower.  
4. Optional entertainment center with VCR, remote control color TV.  
5. Optional 2-person spa is concealed below the master berth.



5

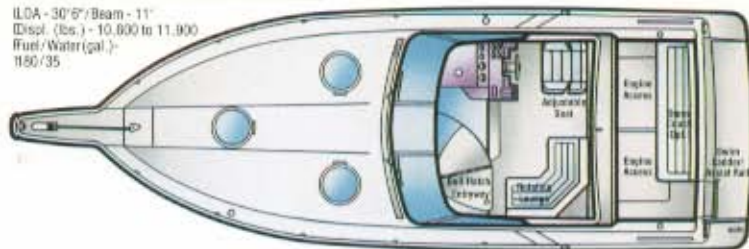
main salon/vee-berth





# 325/315

LOA - 30'6" / Beam - 11"  
Displ. (lbs.) - 10,600 to 11,900  
Fuel/Water (gal.) -  
180/35



The 325 and 315 express cruisers by Four Winns are fetching reminders that the good life is not so intangible...and that the world is not so big. The 325, with twin V-drives, and the 315, powered by twin OMC Cobra® stern drives are affordable mid-size liveaboards with impeccable credentials. Entry to the

**The good life is not so intangible...**

broad and inviting self-bailing cockpit is through a transom door (with storage) accessed from a generous integrated swim deck. An ingenious water entry ladder folds up to serve as a sturdy assist rail. An optional washdown

**the world is not so big.**

on the transom includes a hand held shower head. And an optional wide,

**Companion seating can be**

smartly tailored stern lounge along the transom folds down when not in use.

**swiveled to make socializing**

Passenger seating on the port side at mid-cockpit can be swiveled aft to

**more convenient.**

make socializing with passengers at the stern more convenient. An optional

refreshment center with sink and ice maker is located behind the helm. An

adjustable helm seat overlooks an impressive new white-on-white dash fitted

with a remarkably vast but well organized array of gauges, controls and an-

**New white-on-white dash with**

ancillary telemetry. The impressive silhouette is distinctly Four Winns...as are

**vast, well organized gauges,**

the three large round deck hatches. The generous non-skid walk-arounds,

**controls and ancillary telemetry.**

a large anchor locker and integrated bow pulpit are additional stylish and

practical deck features. And handsome full Sunbrella® canvas is color-keyed

to the 315/325 express accent color.

315 express cruiser (upper) 325 express (lower)

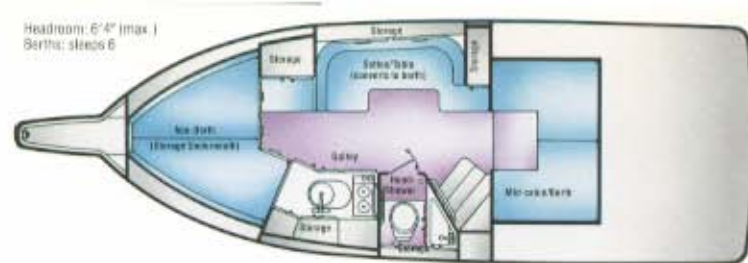








# 325/315



Headroom: 6'4" (max.)

Berths: sleeps 6

▼  
In establishing below deck design parameters for the 315 and 325 express cruisers by Four Winns we asked simply for space utilization that maximized livability. The result is one of life's pleasant surprises: There's a compact and complete galley with ergonomic design efficiencies that help reduce time and effort in meal preparation. A contoured mid-cabin settee invites lounging, doubles as a dinette with removable table, and converts to a cozy double berth. The head includes a stand-up shower, lavatory, mirror,

**Ergonomic design efficiencies**

**help reduce time and effort**

**in meal preparation.**

linen cabinets and optional vac-u-flush toilet, yet its allotted floor space is

**Allotted floor space is**

proportionate to its level of use. The vee-berth is well planned with built-in

**proportionate to level of use.**

drawers below, high-intensity reading lamps, cushioned dressing seat, and

large hanging locker. An optional bulkhead with door provides privacy.

Another double berth with hanging locker and privacy curtain occupies the

mid cabin. By day, with fill-in cushions removed, it becomes a large com-

fortable lounge for reading or children's play. But the true test of a wide-body

**The true test of a wide-body**

liveaboard is how "livable" it truly is. In that regard 315 and 325 express

**live-aboard is how**

cabins are beautifully accommodating with nearly 6½ feet of headroom, out-

**"livable" it truly is.**

standing natural lighting from 3 large round deck hatches and panoramic side

windows, and a subtle blending of soft colors and elegant fabrics that pro-

duces a wonderfully spacious and airy ambiance.







1

1. Dining top (see below) removes to reveal an oval coffee table. Optional bulkhead with door provides privacy for wee-berth.

2. Generous mid-cabin lounge/sleeper and pass-through hatch on the bulkhead.



2

3. Reading lights, natural light from the round hatch above and indirect lighting throughout provide many moods for the master berth.



3



Main salon/forward berth



Main salon/mid-cabin

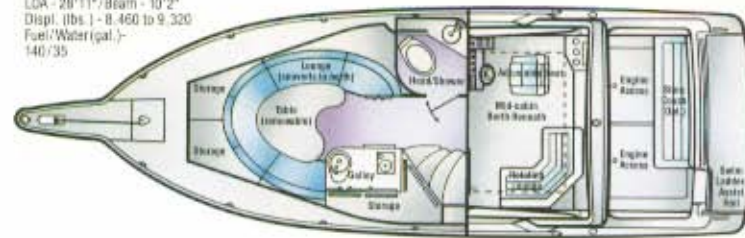


Forward berth



Dinette





At 28 feet, life is sweet, affordable and full of pleasant surprises. It starts with cockpit entry through an integrated transom door that doubles as a storage compartment for dock lines, fenders or what have you. An optional refreshment center with ice maker is the focus of the very sociable stern. An ingenious

**Life is sweet, affordable and full of pleasant surprises.**

passenger lounge pivots fore, side and aft to make cockpit conversation easier and more personal. The stylish helm, with no-bezel white-on-white instrumentation, is friendly and accommodating...never intimidating. Slim-

line sidewalls optimize usable cockpit space. Below deck, the gracious liv-

**The helm is friendly and accommodating...never intimidating.**

ability obvious in the 365, 325 and 315 Four Winns express cruisers is omnipresent. By day, a richly upholstered wrap-around settee fills the fore cabin,

inviting family and/or guests to lounge comfortably. A removable table services the area for dining...and fill-in cushions convert to a spacious master

berth. An attractive galley is located mid cabin to port...compact, convenient and complete. The head with mirror, vanity, linen cabinets, shower and

**An attractive galley is compact, convenient and complete.**

optional vac-u-flush toilet is opposite. A roomy mid cabin compartment offers a generous berth for two...or doubles as a private place for children

to play, read or rest when inclement weather keeps everyone below deck. Everywhere you look, livability is enhanced by the subtle blending of soft colors, rich fabrics and pleasing textures.







1



2

1. Full instrumentation and a swivel seat at the helm add ease to operation.  
2. Unique bell hatch entryway and bulkhead pass through hatch provide easy access to the cabin.



3

3. Optional refreshment center complete with cutting board, beverage holders and storage.  
4. Rotating, L-shaped passenger seat adds versatility to the cockpit.



4

285 express cruiser





Four Winns express models represent new life in the cruiser class. The 285, 315, 325 and 365 Four Winns wide-bodies are designed for maximum livability.

Cabins are remarkably spacious. Furnishings are comfortable and exquisitely tailored, yet durable and practical. Fixtures and hardware offer a simple elegance.

**We've left the individual lifestyle**

touches up to you.

**touches up to you.**

utility while occupying minimal floor space. Richly textured headliner and

wall coverings contribute to the light and easy living atmosphere. We've de-

signed in a lot of livability, but left the individual lifestyle touches up to you.

**Create a pleasant environment to**

Choose from rich colors, attractive patterns and dozens of comfort, conven-

**enjoy the good life.**

ience and appearance options to create a very personal and pleasant envi-

ronment from which to enjoy the good life aboard Four Winns cruisers.

**1.** 365 luxury cockpit includes dual companion seats, and cockpit refreshment center.

**2.** Remote control flood light is offered individually or as part of the Cruise package.

**3.** Color television with remote control swivels for view-berth or salon viewing. VCR available on 365.

**4.** Transom washdown kit includes showerhead.

**5.** Optional telemetry can include Lorain radar system (365).

**6.** Stainless steel dual trumpet horn.

**7.** Radar arch (aluminum 285/315/325). Radar system also available.

**8.** Rage and chain windless. The 365 provides a foot control on the bow.

**9.** 2-person water jet spa, hidden below the view-berth (365).

**10.** The kitchen center includes a microwave, coffee-maker, blender and stove.

**11.** Optional compass is centered above standard VDO instrumentation.

**12.** Sunbrella® color-coordinated cockpit cover.

**13.** Automatic pilot navigation system (365/325).

**14.** Bedding package sheets, pillowcases, comforter and sleepack.

**15.** Fold-away passenger stern couch creates additional seating (285/315/325).

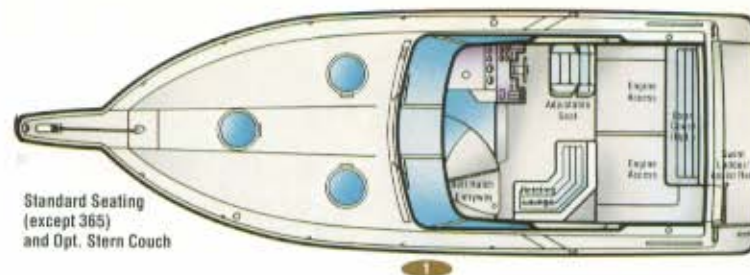
**16.** VHF radio for ship-to-ship communications.

**17.** Windshield wiper, starboard, or as part of the Cruise package. Port wiper also available.

**18.** Dual companion seat swivels to three positions. Offered as part of Luxury Cockpit package.

**19.** Tri-tone styling and full Sunbrella® color-coordinated camper canvas.

**20.** Fore cabin bulkhead offers view-berth privacy (315/325/365).



**COLORS**



**SPECIFICATIONS**

	365	325	315	285
LOA/Transom to Bow:	39'/36'	30'6"	30'6"/28'6"	28'11"/27'5"
Beam:	13'2"	11'	11'	10'2"
Fuel (Gal.):	315	160	180	140
Water (gal.):	98	35	35	35
Max. Cruise Range (mi.):*	200	170	200	170
Passengers:	15	12	12	12
Bridge Clearance:	7'6"(10'4" w/ arch)	7'6"(9" w/ arch)	7'6"(9" w/ arch)	7'3"(8'6" w/ arch)
Cockpit Depth (helm):	44"	34"	34"	34"
Draft:	38"	34"	40"	39"

\* Estimate. Actual Cruise Range may vary. Drive(s) down where applicable.

**365 Express - Power Ratings & Weights**

Engine Type	Crankshaft HP	Propshaft HP	Boat & Engine Lbs.
Twin 454 CRU	350 EA	300 EA	17,500
Twin 502 CRU	390 EA	355 EA	17,500

**325 Express - Power Ratings & Weights**

Engine Type	Crankshaft HP	Propshaft HP	Boat & Engine Lbs.
Twin 350 CRU/V-8	270 EA	235 EA	11,400
Twin 454 CRU/V-8	350 EA	300 EA	11,900

**315 Express - Power Ratings & Weights**

Engine Type	Crankshaft HP	Propshaft HP	Boat & Engine Lbs.
Twin 5.7L-LE/V-8	260 EA	220 EA	10,600
Twin 350 CI/V-8	270 EA	235 EA	10,600
Twin 454 CI/V-8	340 EA	295 EA	10,900

**285 Express - Power Ratings & Weights**

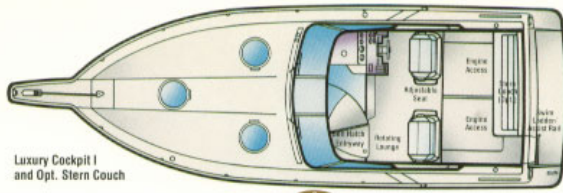
Engine Type	Crankshaft HP	Propshaft HP	Boat & Engine Lbs.
454 CI/V-8	370 HP	275 HP	8450
Twin 4.3L/V-6	175 EA	150 EA	8920
Twin 5.0L-HD/V-6	200 EA	175 EA	9120
Twin 5.0L/V-6	235 EA	210 EA	9260
Twin 5.7L-LE/V-8	260 EA	220 EA	9320
Twin 350 CI/V-8	270 EA	235 EA	9320



1. Standard seating: rotating L-shaped passenger lounge and adjustable bucket. (365 standard seating: dual companion seats.)

2. Luxury Cockpit I: dual companion seats – one adjustable,

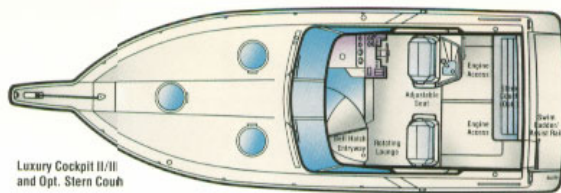
Luxury Cockpit I and Opt. Stern Couch



one swivel. Stern couch is also available on all Four Winns cruisers.

3. Luxury Cockpit II and III: dual companion seats, plus cockpit refreshment center with icebox or toemaker.

Luxury Cockpit II/III and Opt. Stern Couch



OPTIONS	365	325	315	285
AIR CONDITIONING/HEATING	a	a	a	a
ANCHOR W/LINE	a	a	a	a
AUTOMATIC PILOT NAVIGATION SYSTEM (REQUIRES LORAN)	a	a	a	a
BEDDING PACKAGE	a	a	a	a
BOTTOM PAINT	a	a	a	a
CANVAS, AFT	a	a	a	a
CANVAS, CAMPER	a	a	a	a
CANVAS, COCKPIT	a	a	a	a
CANVAS, FULL	a	a	a	a
CANVAS, SIDE	a	a	a	a
CO MONITOR	a	a	a	a
COMPASS	a	a	a	a
CRUISE PACKAGE	a	a	a	a
DECK SUNPAD	a	a	a	a
DEPTH SOUNDER	a	a	s	s
ENTERTAINMENT CENTER	a	a	a	a
FLUSH OUT KIT	a	a	a	a
FRESH WATER ENGINE COOLING SYSTEM	a	a	a	a
GAS VAPOR DETECTOR	a	a	a	a
GEL COAT, TRI-TONE	a	a	a	a
GENERATOR	a	a	a	a
GREY WATER SYSTEM	a	a	a	a
HALON FIREBOY	a	a	a	a
HATCH SCREEN	a	a	a	a
HEAD, TREATED DISCHARGE	a	a	a	a
HEAD, VAC-U-FLUSH	a	a	a	a
HORN, DUAL TRUMPET	s	a	a	a
HOURLY METER	a	a	a	a
KITCHEN CENTER	a	a	a	a
LIGHT, FLOOD REMOTE	a	a	a	a
LORAN C-100	a	a	a	a
MICROWAVE	a	a	a	a
OIL DRIP PAN	a	a	a	a
RADAR (REQUIRES ARCH)	a	a	a	a
RADAR ARCH	a	a	a	a
RADIO, SHIP-TO-SHORE	a	a	a	a
SEAT, STERN COUCH	a	a	a	a
LUXURY COCKPIT I	s	a	a	a
LUXURY COCKPIT II	a	a	a	a
LUXURY COCKPIT III	a	a	a	a
SHOWER CURTAIN	s	s	s	s
SNAP-IN CARPET	a	a	a	a
SPA WITH JET PUMP	a	a	a	a
STEERING, HYDRAULIC	s	a	a	a
SWIM PLATFORM, TEAK INSERT	a	a	a	a
TABLE W/EXTRA MOUNT	a	a	a	a
TELEVISION	a	a	a	a
TOWEL & LINEN PACKAGE	a	a	a	a
TRANSOM WASHDOWN KIT	a	a	a	a
TRI-DATA: DEPTH FINDER, SUMMARY LOG, WATER TEMPERATURE GAUGE	a	a	a	a
VCR	a	a	a	a
VEE-BERTH BULKHEAD	s	a	a	a
WINDLASS, ROPE & CHAIN	a	a	a	a
WINDSHIELD WIPER, STARBOARD	a	a	a	a
WINDSHIELD WIPER, STARBOARD & PORT	a	a	a	a

a = available s = standard  
 Bedding Package: Two pillow cases, one set of sheets and comforter.  
 Cruise Package: Compass, fusion firebox, remote flood light, ship-to-shore radio, starboard wiper.  
 Kitchen Center: Food processor, coffee maker, microwave. Items available separately.  
 Luxury Cockpit I: Dual companion seats (one adjustable, one swivel).  
 Luxury Cockpit II: Dual companion seats as above, refreshment center, icebox.  
 Luxury Cockpit III: Dual companion seats as above, refreshment center, icebox.





**FOUR WINNS®**

4 Winns Way  
Cadillac, Michigan 49601  
(616) 775-1351

An important note about information in this catalog... Every effort has been made to insure that this catalog includes complete and accurate information. However, since the time of printing, some information may have been revised. Also some equipment shown on Four Winns boats within this catalog is available at extra cost. Since we do reserve the right to make changes at any time, without notice, in prices, colors, equipment, specifications and models, we suggest that you check with your Four Winns dealer for complete and current information. OMC Cobra® OMC King Cobra® OMC Sea Doo® Johnson® Evinrude® and VHD™ are registered trademarks of Outboard Marine Corporation. Four Winns / 4 Winns Way / CADILLAC, MI 49601 / (616) 775-1351.