

4WINNS 86



Cruisers & Cuddys

261 Liberator *Limited Edition*

STANDARD EQUIPMENT:

EXTERIOR:

Gel Coat Two or Three-Tone
 Folding Ladder
 Taffrails
 Cleats 6
 Stainless Ski Pylon
 Swim Platform
 Full Teak
 Windshield Tinted-Tempered (Welded)

Vented Wings
 Stainless Bow Rails
 Horn
 Deck Anchor Locker
 Electric Antenna
 Thru Transom Exhaust
 S.S. Props

COCKPIT:

Hidden Top Storage
 Top
 Two Buckets, Couch, Sundeck
 Adjustable Helm Seat
 Auto Bilge Pump
 Floor Storage
 Wet Bar/Ice Chest
 Hydraulic Assist Engine
 Hatch w/Mirror
 Full Instruments
 Fused Switches
 Cigarette Lighter/
 Chart Light

MERC/OMC Control with Trim
 Large Insulated Ice Chest
 Drink Holders
 In Floor Aluminum Fuel Tank
 Compass
 Engine Synchronizer
 Engine Hour Meters

CABIN:

Teak Doors with Hasp
 Cabin Lights
 V Bunk Cushions
 Ice Box
 Table
 Head/Portable
 Love Seats (Fold to Sleeper)

Anchor Access
 Storage Under Cushions
 Balsa Reinforced Deck
 Digital Clock
 Wet Bar with Decanters & Glasses
 AM/FM Stereo
 Cassette (60 Watt)


The ultimate in high speed luxury cruising. With twin 260's you get up to 60 m.p.h. along with excellent handling. At anchor, the Liberator 261 L.E. sleeps four in comfort unsurpassed by many larger boats. There's a head, table, ice box, digital clock and even a wet bar complete with decanters and glasses. Now that's style!



SPECIFICATIONS:

LENGTH—26'
BEAM—96"
HEIGHT—75"
FROM KEEL
WEIGHT—5500 LBS
FUEL—100 GAL

WEIGHT CAP—3645
PERSON CAP—10
HORSEPOWER—TWIN
260 or 300's
WATER—15 GAL



267 Quest

STANDARD EQUIPMENT:

EXTERIOR:

Gel Coat Single or Two-Tone	Stainless Bow Rails
Folding Ladder	Horn
Cleats 6	Deck Anchor Locker
Navigation Lights	Bow Pulpit
Windshield-Welded, Tinted, Tempered	Deck Hatch
Vented Wings	Non-Slip Walk Around Deck
Full Swim Platform	

COCKPIT:

Self Bailing Top with Boot Seating	Fused Switches
Buckets Over Fishwells Port & Stbd.	Merc/OMC Control with Trim
Adjustable Helm Seat	Insulated Coolers & Fishwell
Auto Bilge Pump	Drink Holders
Full Instruments	In Floor Alum. Fuel Tanks
	Courtesy Lights
	Washdown Pump & Fitting

CABIN:

Teak Doors w/Hasp	Head
Galley w/Dish Locker	Portable Toilet
Sink 5 Gal/Water	Mirror
Portable Alcohol Stove	Dinette
Ice Box	Table
Electrical	Sleeping
12V Lighting	V Bunks
Auto Bilge Pump	Mid-Ship Berths
Ventilation	Three Pillows
Side Windows-Screened	V-Berth Privacy Curtains
Hatch-Screened	Window Curtains
Cabin Door	

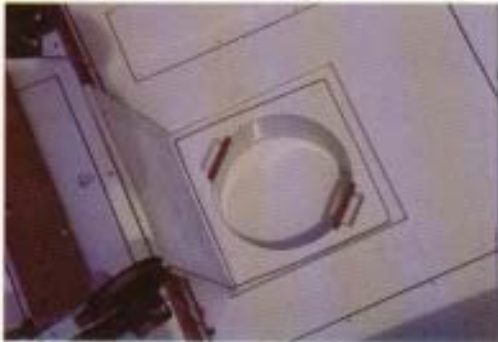


From the Great Lakes to ocean fishing the Quest 267 handles light chop to rolling seas with ease, plus a large galley for cooking up the days catch. Family cruising with the kids is fun and exciting with the spacious Quest 267. Or, entertain another couple with ease thanks to privacy curtains. Either way, you'll appreciate the head, galley, walk-around deck, swim platform, teak trim, screened hatches and other amenities often found only on much larger boats.

SPECIFICATIONS:


LENGTH—26'
BEAM—8'
HEIGHT—99"
FROM KEEL
WEIGHT—5050 LBS
FUEL—100 GAL

WATER—15 GAL
WEIGHT CAP—3500 LBS
PERSON CAP—10
HORSEPOWER—260



Live baitwell, extra rod storage, quick washdown, fishwell or ice bucket surround the cockpit area.

245 Sundowner




For the family that wants big cruiser amenities in a trailerable package the aft cabin Sundowner 245 is the one to choose. It sleeps four to six and features an enclosed head and shower, dinette table and galley with sink, stove and ice box. Single and twin engine options provide plenty of performance, too, with speeds up to 48 m.p.h.

SPECIFICATIONS:

LENGTH—23'8½"
 BEAM—8'6"
 HEIGHT—W/S TO
 KEEL 95"
 WEIGHT—5000 W/260
 FUEL—70 GAL
 WATER—20 GAL
 WEIGHT CAP—3550
 PERSON CAP—10
 HORSEPOWER—SINGLE
 V8, TWINS 4'S & V6'S

STANDARD EQUIPMENT:

- EXTERIOR:**
 Gel Coat 2 or 3 Tone
 Folding Ladder
 Taffrails
 Walk Thru Transom
 Door
 Cleats 6
 Swim Platform
 Full Glass
 Navigation Lights
- COCKPIT:**
 Self Bailing
 Top w/Boot
 "L" shaped passenger
 seating
 Adjustable Helm
 Bucket Seat
 Auto Bilge
 Full Instruments
 Fused Switches
- CABIN:**
 Teak Door w/Hasp
 Galley w/Dish
 Locker
 Sink 20 Gal/Water
 Recessed Alcohol
 Stove
 Ice Box
 Electrical
 12V Lighting
 Auto Bilge Pump
 Ventilation
 Side Windows-
 Screened
 Hatch-Screened
 Mid Berth-
 Screened
 Cabin Door
- Windshield-Welded,
 Tinted, Tempered
 Vented Wings
 Stainless Bow Rails
 Horn
 Deck Anchor Locker
 Deck Hatch
 Non-Slip Walk-
 Around Deck
- Merc/OMC Control
 w/Trim
 Insulated Coolers &
 Fishwell
 Drink Holders
 In-Floor Alum. Fuel
 Tank
 Courtesy Lights
- Head
 Enclosed w/Vanity
 & Sink
 Portable Toilet
 Shower-Pressure
 Water
 Mirror
 Dinette
 Table
 Sleeping
 Dinette Converts
 to V Bunks
 Mid-Ship
 Stateroom
 3 Pillows
 Bunk Privacy
 Curtains



235/236 Sundowner

STANDARD EQUIPMENT

EXTERIOR:

- Gel Coat Two-Tone
- Folding Ladder
- Windshield
- Taffrails
- Cleats 6
- Swim Platform Full Glass
- Vented Wings
- Stainless Bow Rails
- Horn
- Deck Anchor Locker

COCKPIT:

- Hidden Top Storage Top
- Removable Stern Seats
- Two Back to Back Seats (235)
- Bucket w/Fishwell and Back to Back—236
- Adjustable Helm Seat
- Auto Bilge Pump
- Full Instruments
- Fused Switches
- MERC/OMC Control with Trim
- Large Insulated Ice Chest
- Drink Holders
- In Floor Aluminum Fuel Tank

CABIN:

- Teak Doors with Hasp
- Cabin Light (Two)
- V Bunk Cushions
- Table
- Head/Portable/Enclosed
- Storage Under Cushions
- Balsa Reinforced Deck
- Galley/Ice Box/Sink



236 SUNDOWNER

SPECIFICATIONS:

LENGTH—23' 8"
 BEAM—8' 6"
 HEIGHT—86"
 WEIGHT—4000
 FUEL—100 GAL

WEIGHT CAP—3550
 PERSON CAP—10
 HORSEPOWER—170-260
 SINGLE, TWIN 4 CYL
 & V6'S



The fun of cruising begins with the economical, yet luxurious, Sundowner 235. An enclosed head, galley with sink and icebox, vee berths, table, teak doors and cabin lights are all standard. A 100-gal. fuel capacity means you're free to roam. The 236 Sport has a fiberglass liner, fishwell and adjustable helm seat for the fisherman, and both Sundowners offer optional camper canvas.




SPECIFICATIONS:
LENGTH—23' 8"
BEAM—8' 6"
HEIGHT—75"
FROM KEEL
WEIGHT—4000 LBS
FUEL—100 GAL

WEIGHT CAP—3550
PERSON CAP—10
HORSEPOWER—SINGLE,
TWIN V6's OR V8's

241 Liberator

*Limited
Edition*



STANDARD EQUIPMENT:

EXTERIOR:

Gel Coat Two or Three Tone
Folding Ladder
Taffrails
Cleats 6
Swim Platform
Full Teak
Stainless Ski Pylon
Windshield Tinted-Tempered (Welded)

Vented Wings
Stainless Bow Rails
Horn
Deck Anchor Locker
Electric Antenna
Thru Transom Exhaust
S.S. Prop(s)

COCKPIT:

Hidden Top Storage
Top
Two Buckets, Couch,
Sundeck
Adjustable Helm Seat
Auto Bilge Pump
Full Instruments
Fused Switches
MERC/OMC Control
with Trim

Large Insulated
Ice Chest
Drink Holders
In Floor Aluminum
Fuel Tank
AM/FM Stereo Cassette
Cigarette Lighter
Boarding Lights

CABIN:

Teak Doors with Hasp
Cabin Light (Two)
V Bunk Cushions
Table
Mood Lights

Head/Portable
Storage Under
Cushions
Galley/Ice Box/Sink

Here's offshore performance styling and speed with optional twin V8's. At the end of the day's fun, relax with a big cabin and cockpit that features vee berths, head, table, galley with sink and ice box and special mood lights. Performance has never before been this civilized!




225 Sundowner

SPECIFICATIONS:

LENGTH—22' 3"
 BEAM—8'
 HEIGHT—80"
 FROM KEEL
 WEIGHT—3415 LBS
 FUEL—70 GAL
 WEIGHT CAP—2410
 PERSON CAP—10
 HORSEPOWER—170-260

STANDARD EQUIPMENT:

- EXTERIOR:**
 Gel Coat Two-Tone
 Taffrails
 Cleats 6
 Swim Platform
 Windshield Welded,
 Tinted-Tempered
COCKPIT:
 Hidden Top Storage—
 225/226
 Top
 2 Way Adjustable
 Stern Seats
 Two Back to Back
 Seats—225
 One Bucket w/Fishwell
 and Back to Back 226
 Two Bucket Seats with
 Fishwell 227
 Adjustable Helm Seat
 Auto Bilge Pump
CABIN:
 Teak Doors with Hasp
 Two Cabin Lights
 V Bunk Cushions
 Fill In Cushions
 Vented Wings
 Stainless Bow Rails
 Horn
 Deck Anchor Locker
 4 Port Windows
 In Floor Storage
 Full Instruments
 Fused Switches
 MERC OMC Control
 with Trim
 Large Insulated
 Ice Chest
 Drink Holders
 In Floor Aluminum
 Fuel Tank
 Anchor Access
 Storage Under
 Cushions



225

When the sun goes down you'll love the luxury of overnighting in the teak accented cabin of the Sundowner 225. At daybreak you're off for a day of fun skimming the waves or exploring coves and inlets. Choose the Sundowner 226 Sport for the same great hull and cabin plus a wash-down cockpit floor and a roomy fish well. Get out and get the big ones in the 227 Fisherman. Two large fishwells or ice boxes. The captain's seat is an adjustable bucket and across the stern is a large bait well or storage area.



226



227

SPECIFICATIONS:

LENGTH—21'
 BEAM—96"
 HEIGHT—W/S TO
 KEEL 73 1/2"
 WEIGHT—2900 W/140
 FUEL—50 GAL

WEIGHT CAP—2100
 PERSON CAP—10
 HORSEPOWER—140-260

215 Santara



STANDARD EQUIPMENT

EXTERIOR:

Gel Coat Two-Tone
 Folding Ladder
 Taffrails
 Cleats 4
 Swim Platform Full Glass
 Windshield Tinted-Tempered

V Bunk Cushions
 Fill In Cushions
 Vented Wings
 Stainless Bow Rails
 Horn
 Deck Anchor Locker

COCKPIT:

Hidden Top Storage—215/216
 Top
 3 Way Adjustable Stern Seats
 Two Back to Back Seats 215
 Bucket Seat w/Fishwell 216
 Two Bucket Seats with Fishwell 217
 Adjustable Helm Seat
 Auto Bilge Pump

Full Instruments
 Fused Switches
 MERC/OMC Control with Trim
 Large Insulated Ice Chest
 Drink Holders
 In Floor Aluminum Fuel Tank
 Bow Anchor Access
 Storage Under Cushions

CABIN:

Teak Doors with Hasp
 Cabin Light

A touch of teak and a top speed of up to 50 m.p.h. with the optional 260 Mercruiser tell you that luxury *and* performance have come together in the stylish Santara 215. Besides get up and go, the Santara makes staying put a real breeze with both an optional portable head and optional galley, plus ice chest, drink holders and more.



Voted Best Value Award
Powerboat Magazine '85



217 Fisherman

217 Fisherman

A fishing dream come true, non-skid molded fiberglass floor, bucket seats on fish wells, ice chest, overboard drains, lots of storage and a big plush cabin to end a maximum limit day.

216 Sport

Includes the same features as the 215 Santara, plus a molded fiberglass cockpit liner with fishwell under the driver's adjustable bucket seat with overboard drain.



216 Sport





211 Liberator

Limited Edition

STANDARD EQUIPMENT:

EXTERIOR:

Gel Coat Two-Tone
Folding Ladder
Taffrails
Cleats 4
Stainless Ski Pylon
Swim Platform
Full Teak
Windshield Tinted-Tempered
Vented Wings
S.S. Prop

COCKPIT:

Hidden Top Storage Top
Two Buckets with Couch & Sundeck
Adjustable Helm Seat
Auto Bilge Pump
Cockpit Cover
Cigarette Lighter
Full Instruments
Fused Switches
MERC/OMC Control with Trim
Large Insulated Ice Chest
Drink Holders
In Floor Aluminum Fuel Tank
AM/FM Stereo
Cassette 4 Speakers
Boarding Lights

CABIN:

Teak Doors with Hasp
Cabin Light
Mood Lights
V Bunk Cushions
Fill In Cushions
Stainless Bow Rails
Horn
Electric Antenna
Thru Transom Exhaust

Voted Most Impressive New Model Powerboat Magazine '83



SPECIFICATIONS:


9 ft
 LENGTH—21'
 BEAM—96"
 HEIGHT—W/S TO
 KEEL 66"
 WEIGHT—3100 W/260
 FUEL—44 GAL

WEIGHT CAP—2100
 PERSON CAP—8
 HORSEPOWER—200-300



This new 211 Liberator L.E. is exactly what the name implies, limited in numbers and custom built, all colors available for '86, plus three-tone options; full teak platform; stainless steel steering wheel; AM-FM stereo/cassette with four speakers and electric antenna; special cabin, cockpit, and engine compartment lighting; thru-transom exhaust; stainless prop; convertible top; ski pylon and powered with either a 260 or special 300 HP MerCruiser with special Liberator emblems to set this craft apart and attest to your discriminating taste.

195/196 *Horizon* I.O./O.B.



SPECIFICATIONS:
 LENGTH—18' 8"
 BEAM—91"
 HEIGHT—W/S TO
 KEEL 69"
 WEIGHT—2400 W/
 140 H.P. I.O.
 1600 O.B.
 FUEL—27 GAL

WEIGHT CAP—1495 I.O.
2035 O.B.
PERSON CAP—10
HORSEPOWER—
I.O. MAX. 260
O.B. MAX. 185
DEAD RISE—19"

STANDARD EQUIPMENT:

EXTERIOR:
 Gel Coat Two-Tone
 Taffrails
 Cleats 4
 Swim Platform
 Full Glass I.O.
 Windshield Tinted-Tempered
 Stainless Bow Rails
 Horn
 Deck Anchor Locker

COCKPIT:
 Hidden Top Storage I.O.
 Top
 3-Way Adjustable
 Stern Seats I.O.
 Two Back to Back
 Seats
 Adjustable Helm Seat
 Bilge Pump
 Full Instruments
 Fused Switches
 MERC/OMC Control
 with Trim I.O.
 Large Insulated
 Ice Chest
 Drink Holders
 In Floor Aluminum
 Fuel Tank
 Teak Grab Handle

CABIN:
 Teak Doors with Hasp
 Cabin Light
 V Bunk Cushions
 Fill In Cushions
 Anchor Access
 Storage Under
 Cushions

Roomy and sleek, the Horizon 195/196 is the perfect step up for the family that has outgrown the standard runabout but may not be ready for a big cruiser. The cuddy sleeps two and even has room for an optional portable head. Two more persons can bunk in the big cockpit. Overnighting has never been such fun! For the avid fisherman add a fiberglass liner in either I.O. or O.B. and you have the 196 Sports. I.O.: The port side has a back-to-back sleeper seat and the starboard side a bucket with fishwell. O.B.: Two back-to-back seats with large cooler or fishwell that doubles as a seat in stern.




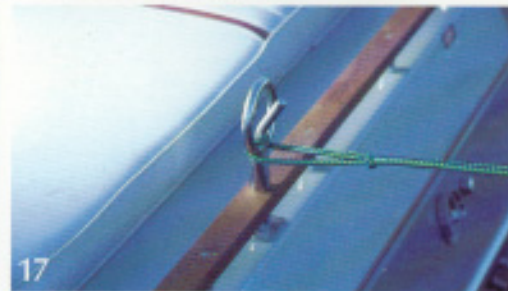

Cuddy and Cruiser



1. Wiper
2. Heads for Cuddy's—
Portable or Pump Out
3. Remote Control Spot/
Flood Light
4. Camper Canvas Available
on All Cuddys
5. Side, Aft Curtains
6. Custom Mooring Covers
Available for All Boats
7. Cockpit Cover
8. Full Teak Swim Platform
and Ski Pylon
9. Stern Ice Chest Standard
195/196 Cuddy O.B.
10. Trim Tabs
11. Dockside Hook-Up (235
and up)

Accessories

- 13. Dual Trumpet Horns
- 14. Washdown Water Hook-Up STD/267
- 15. Bucket & Fishwell
- 16. 2 Step Extended Ladder
- 17. Ski Pylon
- 18. Full Line of 4-Winns Clothing (See Dealer for Brochure)
- 19. Premium 60 Watt Graphic Equalizer Stereo and Cassette (Cruisers)
- 20. Deluxe Stereo and Cassette (Cruisers and Cuddys)
- 21. Optional Stern Folding Bench Seat (245/267)





QUALITY PRODUCTS BRING PHENOMENAL GROWTH

In 10 years since its founding, 4 Winns has grown to one of the largest manufacturers of boats 26 feet and under.

At our main plant adjacent to our corporate headquarters in Cadillac Michigan, our employees build thousands of boats in a wide variety of sizes and styles. To meet the demand for our popular 23 to 26 ft. boats, 4 Winns has just built a new 64,000 sq. ft. cruiser plant nearby.

And to serve the fast growing Southeast, Southwest and West Coast markets we've added a 126,000 sq. ft. plant in Athens, Texas. This plant is the latest word in modern boat building technology with four production lines each 625 feet long to allow efficient assembly and extra curing time and thus a higher quality product.

4 Winns operates three shifts a day in Cadillac and similar high volume is fast being approached in Texas. This growing demand for our products clearly says that when you buy 4 Winns you buy a winner!

WHERE ENERGY SAVINGS ORIGINATE

Light hulls that are tough mean more speed per horsepower, and that means less fuel and longer hull life. The cutaway below shows how our special combination of hand-layed woven roving and mat fit together. It makes 4-WINNS hull 20% stronger in flexural strength than mat construction. Ordinary, chopped glass hulls don't have the ability to distribute stress over a large area as do continuous strands of woven roving. The chopped glass fractures (because it can't flex like woven roving). Moreover, our hand-lay-up design gives you a lighter hull. It's easier for a smaller car to tow on the road. Less energy is required to push the boat. So you save *three* ways; lower initial cost, less fuel consumption and long hull life.

Also in all 4 Winns boats there is wood reinforcing under the fittings to prevent them from pulling out. The wood floor and stringers are completely encased in fiberglass for strength and permanence. Rigid cell, urethane foam fills all spaces between stringers and floors fusing the hull bottom and sides to the stringers and flooring. This, combined with the hand-layed woven roving and mat hulls, gives you a 4 Winns boat built to last and last and last.

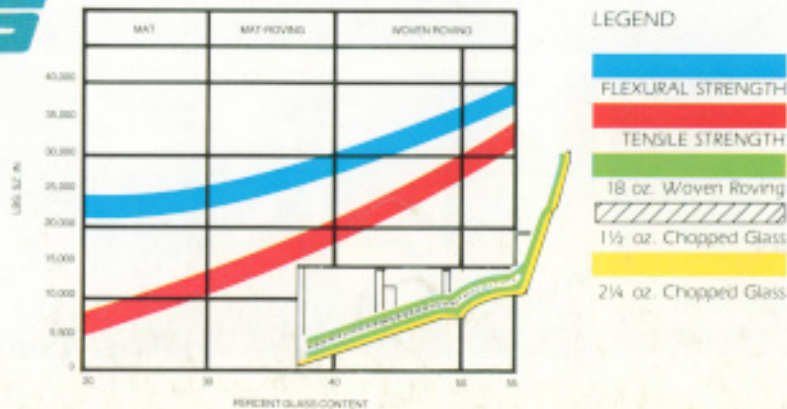


All Four Winns boats are designed and manufactured in accordance with recommendations and guidelines of the National Marine Manufacturers Association (NNMA), the U.S. Coast Guard and the American Boat and Yacht Council (ABYC) and are covered by a limited one-year warranty available for review at any Four Winns dealership.


Information in this catalog is based upon the latest product specifications available as of 8-8-85. Some photos may show optional equipment. Your Four Winns dealer has the latest information on equipment and prices.

Because of our commitment to continuous product improvement, Four Winns reserves the right to make changes at any time, without notice, in the colors, equipment, specifications, materials and price of any model, or to discontinue models. Should changes in production models be made, Four Winns is not obligated to make similar changes or modifications to models sold prior to the date of such changes.

Specifications Subject to Change Without Notice.



Your Dealer is



Photography by Ken Yoder

Litho U.S.A.—4W7-85

4WINNS

925 Frisbie St.
Cadillac, Michigan 49601
(616) 775-1351

Manufacturing Facilities in
Cadillac, MI and
Athens, Texas