

# 4WINNS

1985







# QUEST 267

The new 26 foot Quest is the first of a series in this size. The Quest is designed around family sport fishing and pleasure boating. It has comfortable sleeping berths to accommodate four adults, a galley with sink, two burner stove and an ice box standard. The large galley counter top folds to the cabin bulkhead for easy entry into the aft berths. The portable head is standard with a pumpout as an option. The Quest has a walk around deck, with an anchor locker and bow pulpit. The deck and cockpit floor are non-skid fiberglass and self draining, making clean up easy. The 267 Quest is available with MerCruiser's revolutionary extended driveshaft, or with conventional stern drive power. The extended shaft eliminates the inconvenience of the stern motorbox and allows for completely flush floors. A boat of this caliber would not be complete without plenty of storage. The Quest has fish wells with overboard drains, bait wells, ice chest, plenty of dry storage and rod storage. The best fishing spot on the water is in a 267 Quest from 4 Winns.

#### SPECIFICATIONS:

LOA 26' (7.92 meters)  
Beam 8' (2.44 meters)  
Weight 4800 lbs. (2177 Kg)  
Weight Cap. 2200 lbs. (998 Kg)  
Max. Person Cap. 10  
Max. H.P. 260  
Fuel Cap. 100 gal. (378 liters)

**STANDARD FEATURES:** Stainless bow rails; anchor storage; bow pulpit; non-skid walk around deck; top; tinted tempered safety glass windshield with side vents; large dash area for additional electronics; full instrumentation; self-bailing cockpit; two fish wells with overboard drains; baitwell; ice chest; under floor storage; international lighting and cockpit lighting. **SEATING:** two polyethylene buckets with removable cushions over fish well; adjustable seat slide; auto bilge pump; blower; Cabin has lighting; sliding windows for ventilation; hatch; portable head; galley with two burner stove; sink; five gallon water supply; ice box; drawers and galley storage; dinette table; fill in cushions for forward berth and twin aft berths.

**OPTIONS:** Extended shaft, MerCruiser engine, stern seating, shore power, refrigerator, pump out head, full canvas.



"Conventional Stern Drive"



"Extended Shaft"



**4WINNS**







## SUNDOWNER 225

The second largest of the 4 Winn's fleet simply is in a class by itself. It planes easily with large loads without the aid of trim tabs and can do it with small engines. It rides well and boasts the smoothest ride available. The deep cockpit will keep you dry and safe. A galley can be an added option. (shown on page 26).

**STANDARD FEATURES:** Stainless bow rails with teak stern rails; anchor storage; bar with built-in insulated ice chest; hidden top storage and top; full swim platform with fold down step and stainless grab bar; storage under all seats and berths, as well as in-floor storage; hull is filled with closed cell flotation; full instrumentation; auto bilge pump; carpeted floors; walk-around deck; dual trumpet horns; welded, tinted and tempered safety glass windshield with vents; four cabin windows with large hatch; mirror with two lights in cuddy.

## SUNDOWNER 226 SPORT

This is the same hull and cabin interior as the 225 version, only it has an easily washed down fiberglass non-skid cockpit liner. It also features a large fish well or ice chest under the very comfy adjustable captain's bucket seat.

## SUNDOWNER 227 FISHERMAN

This is the same hull, deck and cabin as the 225, but the cockpit is designed for the total fisherman. It features two large insulated fish wells or ice chests with overboard drains, polyethylene bucket seats for the captain and passenger, the captain's seat is adjustable. A fiberglass engine cover supports two removable stern seats. Across the stern is a large bait well or storage compartment, as well as a large compartment under the floor. Half swim platform is standard with fold down step and stainless grab bar. All cockpit upholstery simply snaps out for easy cleaning. Teak stern rails are optional. All Sundowners are available with optional side and aft curtains, or camper.

### SPECIFICATIONS:


LOA 22'5" (6.83 meters)  
Beam 8' (2.44 meters)  
Weight 3415 lbs. w/200 hp (1552 Kg)  
Weight Cap. 2410 lbs. (1095 Kg)  
Max. Person Cap. 10  
Max. H.P. 260  
Fuel Cap. 70 gal. (265 liters) in floor











## SEAJAUNT

A whole new concept in stern drive propulsion is available through 4 Winns and MerCruiser with this model. The engine is placed mid-ship connecting the stern drive with a drive shaft and frees the stern area for hauling in the big ones, as well as adding 29 inches of free-board for added safety. The walk-around cuddy allows fishing 360° and yet has a spacious cabin. With an optional portable head, it is a perfect family fishing craft. It's 20'4" hull is easily trailered, yet large enough to handle big water. It's big flared bow fends off the rollers and the mid engine balances the craft, allowing it to plane at slower speeds. All the advantages of an inboard, but with the convenience, control and shallow water capabilities of an I.O. This boat is designed and intended for the serious fisherman. If you fit into this class, this boat is for you.

### SPECIFICATIONS:

LOA 20'4" (6.19 meters)  
 Beam 8' (2.44 meters)  
 Weight 2990 lbs. w/140 hp (1488 Kg)  
 Weight Cap. 1980 lbs. (898 Kg)  
 Max. Person Cap. 8  
 H.P. Merc 140, 200, 230 and 260  
 Fuel Cap. 55 gal. (208 liters)

**STANDARD FEATURES:** Aerated live well; insulated ice chest; large fish locker for the catch; anchor storage; lockable storage for electronics; stainless rails; rod storage; large fuel capacity; bow pulpit; large flat dash for mounting additional electronics; non-skid fiberglass liner; twin adjustable, polyethylene bucket seats; full instrumentation; cabin and cockpit lighting; half swim platform with fold down step and stainless grab bar. Hull is filled with closed cell flotation foam.

**4WINNS**







## SANTARA 215

Heading the Santara Series is this all new, sleek 21 foot cuddy cabin model. She's light for speed, stable for safety and built strong for long life. With a deep V hull and wide stern, the 215 Santara cuts easily through chop, yet rides steady at anchor. You'll find plenty of relaxing room for two with V berths in the cuddy cabin. In addition, there's room for an optional head in the cabin and an optional galley complete with stove, sink and icebox or refrigerator behind the pilot seat (shown on page 26). The two standard back-to-back sleeper seats can be used for sleeping space, as can the stern jump seats which raise up to double as either a berth or sundeck. The full fiberglass swim platform is standard.

### SPECIFICATIONS:

LOA 21'0" (6.4 meters)  
Beam 8' (2.44 meters)  
Weight 2900 lbs. w/140 hp (1044 Kg)  
Weight Cap. 2100 lbs. (952 Kg)  
Max. Person Cap. 10  
Max. H.P. 260 I.O.  
Fuel Cap. 50 gal. (211 liters) in floor

**STANDARD FEATURES:** Automatic bilge pump; stainless bow rails; teak stern rails; carpeted floor; top with hidden storage; cabin windows; tinted, tempered safety glass windshield with vents; two back-to-back sleeper seats with adjustable sliding seat for driver; two stern jump seats that double as a sundeck; full swim platform with a fold-down step and stainless grab bar; navigation lights; full instrumentation; teak cabin door; fill-in cushions for cabin berths and bunk cushions; cabin light; battery box; teak step pads and drink holders; horn; bar with built-in insulated ice chest; bow anchor storage. Hull is filled with closed cell flotation foam.

## SANTARA 216 SPORT

Designed for the boater who wants ease of cleaning, it features a molded fiberglass cockpit liner with the same features as the 215 Santara except the driver has an adjustable bucket seat on a large fish well or ice chest with overboard drain.

## SANTARA 217 FISHERMAN

Strictly a fishing machine, it has a non skid molded fiberglass floor, two polyethylene bucket seats on fish wells or ice chests with overboard drains under them. It also has a fiberglass motor hood. A large storage compartment is located across the stern. All cockpit upholstery simply snaps into place. It has clean aft deck and half swim platform with a fold down step and grab bar. ALL THIS—with the same big plush cabin for a tired fisherman.

All Santaras are available with optional side and aft curtains or camper.



4WINNS









# LIBERATOR

This one is for the young and the young at heart. Its racy off-shore styling and performance will turn the most discriminating heads. This is the newly styled version of the boat POWERBOAT MAGAZINE awarded the "Most Impressive New Model" for 1983. Here are some of their comments: "The Liberator was capable of 52 MPH, but even more impressive than the upstairs number was the boat's first rate handling characteristics. The Liberator is a rare combination of mid sized dimensions with full sized handling and seamanship." This same hull is used on all 21 foot series Santaras.

#### SPECIFICATIONS:

LOA 21'0" (6.4 meters)  
 Beam 8' (2.44 meters)  
 Weight 2800 lbs. w/140 hp (1315 Kg)  
 Max. Person Cap. 8  
 Max. H.P. 260 I.O.  
 Fuel Cap. 44 gal. (167 liters) in floor

**STANDARD FEATURES:** Deluxe cabin with mirror and cabin light; sleeping room for two with fill-in cushions; AM-FM stereo cassette with cabin and cockpit speakers; full swim platform with fold-down step; stainless grab bar; stainless bow rail and teak stern rails; teak cabin door and drink holders; ice chest and bar; two bucket seats with head rests, driver's is adjustable; full width bench seat; sundeck across stern; full instrumentation; automatic bilge pump; bilge blower; thru-deck chrome ski ring; convertible top. Hull is filled with closed cell flotation foam.

## Liberator Limited Edition

This new Liberator for '85 is exactly what the name implies, limited in numbers and custom built, with no options, its all standard: Two tone silver-black hull and deck; full teak platform; stainless steel steering wheel; AM-FM stereo/cassette with four speakers and electric antenna; special cabin, cockpit, and engine compartment lighting; thru-transom exhaust; stainless prop; and convertible top; powered with either a 260 or special 300 HP MerCruiser. Special Liberator emblems and a personalized brass plaque on the dash will set this craft apart and attest to your discriminating taste.







# SANTARA 210 OPEN BOW I.O.

All new for '85. Our largest "deep V" bow-rider, a 21 footer with a full 8 foot beam. The 210 has room for the entire family and will smooth out the choppiest water. If you prefer two high back buckets, a full width rear bench seat and sundeck, just ask for the optional Brougham package, and we transfer your 210 bow-rider into an open bow LIBERATOR!

#### SPECIFICATIONS:

LOA 21'0" (6.4 meters)  
Beam 8' (2.44 meters)  
Weight 2700 lbs. w/140 hp (1380 Kg)  
Weight Cap. 2100 lbs. (952 Kg)  
Max. Person Cap. 10  
Max. H.P. 260 I.O.  
Fuel Cap. 44 gal. (167 liters) in floor

**STANDARD FEATURES:** In-floor ski storage; top and hidden top storage; full instrumentation; large custom locking glove box; bilge pump; blower; full swim platform with fold-down step and stainless grab bar; stern seats raise or remove; built in insulated ice chest; navigation lights; stainless bow rails and leak stern rail; horn; battery box; carpet; leak step pads; custom steering wheel; tinted tempered safety glass walk-thru windshield; aluminum fuel tank under floor; adjustable drivers seat; bow sunbather cushions; thru-deck chrome ski ring; AM-FM stereo with cassette. Hull is filled with closed cell flotation foam. Cockpit cover available on Standard Liberator and 210 Santara.











# HORIZON 195/196 CUDDY I.O. OR O.B.

This unusual cuddy has all the features of a much larger boat—V berths for two with room for an optional portable head. The cockpit has comfortable seating for six with stern seats that remove for fishing or raise for sleeping or sunbathing on the I.O. model. The 195 O.B. and I.O. have in-floor ice chest. The O.B. stern treatment is unique. It features a large removable ice chest or fish well, with two removable stern seats on each side. A cushion over the ice chest doubles as a seat (pg. 26, #3). Both the I.O. and O.B. Horizons are available as 196 SPORTS with fiberglass liners. The I.O. sport version has a fish well or ice chest with overboard drain under drivers bucket seat. O.B. has two back-to-back seats with ice chest in stern.

#### SPECIFICATIONS:

LOA 18'8" (5.69 meters)  
Beam 9'1" (2.31 meters)  
Weight 2400 lbs. w/140 hp I.O. (1088 Kg)  
1600 lbs. (725 Kg) O.B.  
Weight Cap. 1495 lbs. (689 Kg) I.O.  
2035 lbs. (968 Kg) O.B.  
Max. Person Cap. 10  
Max. H.P. 260 I.O.  
190 O.B.  
Fuel Cap. 27 gal. (102 liters) in floor

**STANDARD FEATURES:** Deluxe cabin with fill-in cushions; cabin windows and cabin light; I.O. has full swim platform, O.B. has a fold-down ladder; I.O. stern seats raise or remove; O.B. has large removable ice chest with two removable stern seats on each side; cushion covered ice chest. Both have navigation lights; stainless bow rails; horn; battery box; carpet; teak step pads; custom steering wheel; tinted tempered safety glass walk-thru windshield; aluminum fuel tank under floor; adjustable drivers seat; bilge pump. The I.O. has hidden top storage; full instrumentation; teak stern rails; bilge blower.







4WINDS



# HORIZON 190/192 OPEN BOW I.O. OR O.B.

For 1984, Power Boat Magazine awarded the 190 Horizon the best value in the \$10-\$15,000 range. This is especially significant, since there is probably more competition in this category than any other.

A 4 Winns' 190 hull is built for big, rough water. We have combined hand laid hull strength with light weight to give you the excitement of speeds up to 36-40 mph in this stable, easy handling deep "V," with a 140 H.P. I.O. The open bow model is made in both I.O. and O.B. configurations. If you like luxury, try our I.O. Brougham interior which gives you a plush, full width rear bench seat and sundeck, plus two bucket seats with head rests, driver's is adjustable. Both the I.O. and O.B. Horizon are available as 192 SPORTS with fiberglass liners. Both have two back-to-back seats. The O.B. has a large fish well or ice chest in the stern.

#### SPECIFICATIONS:

LOA 18'8" (5.69 meters)  
Beam 9'1" (2.31 meters)  
Weight 2200 lbs. w/140 hp I.O. (977 Kg)  
1600 lbs. (725 Kg) O.B.  
Weight Cap. 1500 lbs. (689 Kg) I.O.  
2035 lbs. (968 Kg) O.B.  
Max. Person Cap. 10  
Max. H.P. 260 I.O.  
190 O.B.  
Fuel Cap. 27 gal. (102 liters) in floor

**STANDARD FEATURES:** Both I.O. and O.B. have in-floor storage; top; stainless bow rails; fully insulated ice chest in front of passenger seat; large custom locking glove box; bilge pump; navigation lights; horn; battery box; carpeted floors; teak step pads; custom steering wheel; tinted, tempered safety glass walk-thru windshield; aluminum fuel tank under floor; adjustable driver's seat. I.O. has hidden top storage; teak stern rails; full instrumentation; stern seats that raise into a sundeck or remove; full swim platform with fold down step and stainless grab rail. O.B. has three step fold-down ladder; additional cooler or fish well in stern that doubles as a seat (see page 26, #3); removable stern jump seats. 192 SPORT I.O. and O.B. Same as the 190 configuration except with a fiberglass liner.



4 WINNS









# HORIZON 170 OPEN BOW I.O. OR O.B.

ALL NEW FOR '85! Here is a swift, sure and classy craft! It's optimum design features give you light weight with plenty of strength and a deep "V" hull that conquers the waves easily. The luxurious Brougham option "spoils" you with a super soft sundeck, full width bench seat, and two bucket seats with head rests. Any of our 170 Horizons are a sure bet for pleasure.

#### SPECIFICATIONS:

LOA 17'0" (5.18 meters)  
 Beam 9'1" (2.31 meters)  
 Weight 2000 lbs. w/140 hp I.O. (907 Kg)  
 1400 lbs. O.B. (635 Kg)  
 Weight Cap 1394 lbs. I.O. (632 Kg)  
 1735 lbs. O.B. (786 Kg)  
 Max. Person Cap. 8  
 Max. H.P. 230 I.O.  
 150 O.B.  
 Fuel Cap. 20 gal. in floor O.B. (75 liters)  
 Fuel Cap. 27 gal. in floor I.O. (102 liters)

**STANDARD FEATURES:** Navigation lights; in-floor ski storage; fold down ladder on O.B.; half swim platform on I.O.; battery box; top and hidden top storage; locking custom glove box; two back-to-back sleeper seats with adjustable sliding drivers seat and stern jump seats; aluminum fuel tank under floor; walk-thru tinted tempered safety glass windshield; I.O. has full instruments; stern seats which create a sundeck; blower; bilge pump; and stainless steel rails. Both have a built-in insulated ice chest conveniently located in front of the passenger seat.



**4WINNS**



# MARQUISE 160 OPEN BOW I.O. OR O.B.

This snappy boat can take it all and give you no end of fun in return. Not only is the hull rakishly designed for "go" but the seating is soft and rich. Like its big brothers, it is a "V" hull design.

#### SPECIFICATIONS:

LOA 15'9" (4.8 meters)  
Beam 85" (2.16 meters)  
Weight 1700 lbs. with 120 H.P. I.O. (771 Kg)  
1075 lbs. O.B. (488 Kg)  
Weight Cap. 990 lbs. I.O.  
1350 lbs. O.B.  
Max. Person Cap. 7 I.O.  
6 O.B.  
Max. H.P. 140 I.O.  
120 O.B.  
Fuel Cap. 18 gal. (68 liters) I.O.  
15 gal. (56 liters) O.B.

**STANDARD FEATURES:** Swivel adjustable bucket for driver; back-to-back sleeper seat on port and stern jump seats; navigation lights; horn; top; boarding ladder; custom glove box and dash; deluxe steering wheel; carpet; aluminum fuel tank with gauge; tinted, tempered safety glass walk-thru windshield; I.O. has hidden top storage, full instrumentation; bilge pump; blower; both have in-floor ski storage.





# MARQUISE 760 FISH & SKI O.B.

This model is two boats wrapped in one neat package. It converts from a serious fishing boat to a professional ski boat in just seconds.

#### SPECIFICATIONS:

LOA 15'9" (4.8 meters)  
Beam 85" (2.16 meters)  
Weight 1075 lbs. (488 Kg)  
Weight Cap. 1215 lbs. (551 Kg)  
Max. Person Cap. 5  
Max. H.P. 120  
Fuel Cap. 15 gal. (56 liters)

#### STANDARD FEATURES:

Fish & Ski; two bucket seats which convert to fishing seats; rear full-width bench seat; back seat folds for a large stern deck and can be removed; trolling motor panel in bow with battery box under bow step; volt meter for trolling battery; aerated live well in stern; 15 gallon fuel tank; bilge pump; ice chest; fold-down boarding ladder; carpeted floor; teak step pads and stern strips; bow deck and stern deck are fully carpeted with snap on cushions for bow; top; tinted tempered safety glass walk thru windshield; horn; fuel gauge; navigation lights; ski pylon.



**4WINNS**



# CATALINA 150 O.B.

Here is sporty luxury with speed, comfort and stability. Its tri "V" hull design and 79" beam does it all. The Brougham interior option offers two swiveling bucket seats and a rear full width bench seat. Three-step boarding ladder and 15 gallon tank with gas gauge are optional.

## SPECIFICATIONS

LOA 15'2" (4.57 meters)  
Beam 79" (2.01 meters)  
Weight 825 lbs. (374 Kg)  
Weight Cap. 1185 lbs. (538 Kg)  
Max. Person Cap. 5  
Max. H.P. 100

**STANDARD FEATURES:** Two back-to-back sleeper seats; bow seats; navigation lights; tinted tempered safety glass walk-thru windshield; horn; teak step pads and stern deck strips; carpet; glove box; top with boot; bow rails.





# CANDIA 170 I.O. OR O.B.

Want a snappy cruising, fishing, ski or party boat that can carry up to nine people and doesn't feel big and bulky? Look here—this is the perfect boat for families who don't need all the room of the larger 190 Candia, but want the same options and features.

#### SPECIFICATIONS:

LOA 17'0" (5.18 meters)  
Beam 87" (2.21 meters)  
Weight 1800 lbs. with 120 H.P. I.O. (816 Kg)  
1150 lbs. O.B. (522 Kg)  
Weight Cap. 1175 lbs. I.O. (533 Kg)  
1600 lbs. O.B. (726 Kg)  
Max. Person Cap. 9  
Max. H.P. 150 O.B.  
205 I.O.  
Fuel Cap. 18 gal. (68 liters)

**STANDARD FEATURES:** Venturi windshield, navigation lights; horn; bilge pump; aluminum fuel tank with gauge; top with boat on O.B.; bow and stern rails; insulated ice chest; interior courtesy light. O.B. seating; bow seats; driver and passenger swivel buckets, drivers is adjustable; two stern jump seats. Additional I.O. standard features: bow steps; hidden top storage; storage behind bow seats; stern seats raise for sundeck; full instruments; bilge pump and blower; teak rails. Standard seating is: bow seats; swivel adjustable bucket for driver; bucket on port; two stern jump seats; half-swim platform with step on I.O., ladder on O.B. Optional: Brougham interior I.O. includes bar; teak rails; sundeck; full width bench seat; two buckets with head rests. Other options featured on accessory page 27.



**4WINNS**





4WINGS

Front of Boat



# CANDIA 190

Here's a family boat for the family that loves the best in waterborne fun. Whether skiing, fishing, cruising or partying, the 190 Candia is the most versatile boat on the water and you can also choose from a multitude of optional equipment and seating configurations. Its beamy 94-inch wide hull draws only 5 inches with the motor up. Just a touch of the throttle gets you up on plane and opening up a 120 hp motor will zoom you along at over 36 mph. With a 140 hp, you could put 13 people on board and still pull 3 skiers.

#### SPECIFICATIONS:

LOA 19'2" (5.79 meters)  
Beam 94" (2.39 meters)  
Weight 2200 lbs. with 120 H.P. I.O. (997.9 Kg)  
Weight Cap. 2035 lbs. (923 Kg)  
Max. Person Cap. 13  
Max. H.P. 260 I.O.  
Fuel Cap. 19 gal. (71.9 liters)

**STANDARD FEATURES:** Bow steps; venturi windshield; navigation lights; horn; bilge pump; blower; full instrumentation; top with hidden storage; stern seats that raise for a sundeck; side console steering on starboard side; back-to-back sleeper seat on port side; bow seats with storage under and behind seats; half swim platform with step; interior courtesy light; teak rails.

**OPTIONS:** AM-FM stereo cassette with four speakers; table; bow fill-in cushions; starboard swim platform; camper canvas; bar with bucket; console windshields; mooring cover. Brougham interior includes bar with two swivel buckets with head rests, drivers seat is adjustable; full width bench seat; sundeck. See additional accessories on page 27.





# RUNABOUTS & CUDDY'S

## Standard Features

1. Floor Ski Storage
2. Back-to-Back Seat, Driver's is Adjustable
3. Sternview Horizon 190 O.B. Cuddy and Open Bow Showing Ice Chest or Fish Well
4. Stern Seats Raise for Sundeck All Standard I.O.'s Except 160 Marquise
5. Horizon Glove Box, Built In Ice Chest and Grab Rail
6. New Dash on All Horizon & Santara Series I.O.'s



## Options & Accessories

1. Full Teak Swim Platform and Ski Pylon
2. Galley with Ice Box or 12V/110 Refrigerator
3. Cockpit Cover (from 1984 page 7) Lower Left
4. Custom Mooring Covers Available for All Boats (1984 page 19 opt #1)
5. Camper Canvas Available on All Cuddys
6. Side, Aft and Bow Cover
7. Wiper Option (1984 page 19 opt #4)
8. Heads for Cuddys-Portable or Pump Out (1984-page 19 opt #3)
9. Remote Control Spot/Flood Light






# CANDIA

## Standard Features

1. Control Console I.O.—Shown with Optional Radio
2. Hidden Top Storage All Standard I.O.'s
3. Venturi Windshield & Bow Step Candia 170 & 190 I.O. (1984 page 18 std #3)
4. Stern Seats Raise for Sundeck All Standard I.O.'s
5. Swim Platform Candia 170 & 190 I.O. Swim Ladder Standard on Candia 170 O.B.
6. Ice Chest Candia 190 and 170 (190 shown)



## Options & Accessories

1. Candia Bar
2. Table
3. Fill-In Cushions
4. Bar, Sundeck and Couch Standard on Brougham I.O.
5. Thru Deck Ski Pylon Available All I.O.'s Except 160 Marquise
6. Two Tone Gel on Deck
7. Candia Mooring Cover
8. Console Windshield (1984 page 18 opt #8)
9. Full Line of 4 Wins Clothing Available. See Your Dealer for a Brochure.







## A Company with Over 2 Decades of Boat Building Experience.

### Where Energy Savings Originate

Light hulls that are tough mean more speed per horsepower, and that means less fuel and longer hull life. The cutaway shows how our special combination of hand-layed woven roving and mat fit together. It makes 4-WINNS hull 20% stronger in flexural strength than mat construction. Ordinary, chopped glass hulls don't have the ability to distribute stress over a large area as do continuous strands of woven roving. The chopped glass fractures (because it can't flex like woven roving). Moreover, our hand-lay-up design gives you a lighter hull. It's easier for a smaller car to tow on the road. Less energy is required to push the boat. So you save three ways; lower initial cost, less fuel consumption and long hull life.

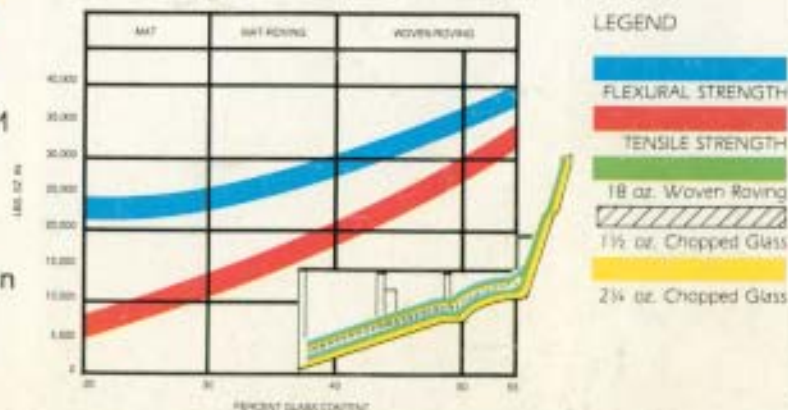
Also in all 4 Winns boats there is wood reinforcing under the fittings to prevent them from pulling out. The wood floor and stringers are completely encased in fiberglass for strength and permanence. Rigid cell, urethane foam fills all spaces between stringers and floors fusing the hull bottom and sides to the stringers and flooring. This, combined with the hand-layed woven roving and mat hulls, gives you a 4 Winns boat built to last and last and last.

# 4WINNS

925 Frisbie St.  
Cadillac, Michigan 49601

(616) 775-1351

Manufacturing Facilities in  
Cadillac, MI and  
Athens, Texas



### LIMITED WARRANTY—2 FULL YEARS

All 4 Winns warranties are limited warranties with true meaning of "file" of the Federal Trade Commission Improvement Act.

Due to continuing improvements and changes in product features and options, 4 Winns does not guarantee the availability of all product features and options as displayed in this catalog, and reserves the right to change specifications and prices without notice.

4Winns is an active member of the Boating Industry Associations, the National Association of Engine and Boat Manufacturers and American Boat and Yacht Council.

We warrant each new hull and deck to be free from structural defects in material and workmanship under normal operating conditions for a period of 1 full year from the date of delivery to original purchaser. In addition, 4 Winns warrants each new hull to be free from structural defects in material and workmanship for an additional year—A TOTAL HULL WARRANTY OF 2 FULL YEARS! To validate this warranty, the registration card must be completed and returned to the factory within ten days after the original purchase.

We will make all necessary repairs under this warranty free of charge at our factory or will authorize our dealer to make such repairs. Return transportation of any kind is to be paid by the owner.

This warranty does not apply to: (1) engines, outdrives, controls, batteries, or other equipment or accessories carrying their own individual warranties (appropriate adjustments to them being provided by their respective manufacturers); (2) installation of engines or accessories installed by others; (3) windshield breakage, gel coat and trim; (4) any 4 Winns boat which has been altered, overpowered, subjected to misuse, negligence or accident or used for any racing purposes or rental.

THIS WARRANTY IS EXPRESSLY IN LIEU OF ANY OTHER EXPRESSED OR IMPLIED WARRANTY INCLUDING, BUT NOT LIMITED TO, WARRANTY OR MERCHANTABILITY AND FITNESS FOR PURPOSE and all other obligations on the part of 4 Winns. 4Winns neither assumes nor authorizes any other person to extend any other warranty or to assume for it any liability in connection with 4 Winns boats.

### SPECIAL NOTE:

Federal law requires boat manufacturers to notify first-time owners of any defects which create a substantial risk of personal injury to the public. Failure of the purchaser to return the boat warranty registration card may delay notification of defect and repair at manufacturers' expense. For us to comply with the law, it is essential that your boat warranty registration card with the owner's name, address and boat serial numbers be completed and mailed. (1971 Federal Boat Safety Act, sub-section 15-8)

Specifications Subject to Change  
Without Notice.

Your Dealer is

