

214/234/264
FUNSHIP

2002
OWNER'S MANUAL
ADDENDUM



Dear New Four Winns Boat Owner:

First of all Four Winns would like to take this opportunity to welcome you to our Four Winns family!

Due to marketplace demands, dealer requests and standards preset by the marine industry, Four Winns has changed some of our product line accordingly. The biggest change has resulted in designator changes to certain 2002 boat models. This designator change allows Four Winns to be more competitive in today's marketplace yet without sacrificing quality or value to our customers. Below we have included a matrix that indicates the new designations to help clarify the designator changes for model year 2002:

2001 DESIGNATORS	2002 DESIGNATORS	2001 DESIGNATORS	2002 DESIGNATORS
170 HORIZON LE IO	170 HORIZON IO	230 HORIZON IO	240 HORIZON IO -02
170 HORIZON LE OB	170 HORIZON OB	N/A	205 SUNDOWNER IO
180 HORIZON LE IO	180 HORIZON IO	N/A	225 SUNDOWNER IO
180 HORIZON LE OB	180 HORIZON OB	N/A	245 SUNDOWNER IO
180 HORIZON IO	190 HORIZON IO -02	214 FUNSHIP I/O	214 FUNSHIP I/O-02
190 HORIZON IO	200 HORIZON IO -02	234 FUNSHIP I/O	234 FUNSHIP I/O-02
200 HORIZON IO	210 HORIZON IO -02	254 FUNSHIP IO	264 FUNSHIP IO -02
210 HORIZON IO	220 HORIZON IO -02	338 VISTA INBOARD	348 VISTA INBOARD

Using the matrix above you can identify the model that pertains to your current 2002 model. In general the manual included in your owner's packet is model specific for your Four Winns boat with the exception of the designator change. There have been some additional changes besides just designators that we have incorporated in an addendum to assist you. This manual and addendum is intended to provide you with a basic understanding of safety and operations of your boat. Please read them carefully before operating your boat. We believe that you will find our manuals comprehensive and extremely helpful.

Again, please read the current manual and your 2002 owner's manual addendum carefully. Many instructions may require direct performance of the activity to fully understand the correct method. If you choose to read the owner's manual and addendum at home, please remember to take them to the boat with you. The manual and addendum will acquaint you with the use and maintenance of your new Four Winns. These manuals provide special information critical to the safety of the passengers, and longevity of the equipment.

Four Winns continually strives to improve its products. Unit specifications, including standard and optional equipment are constantly being modified. Equipment availability is also subject to change. The most current and accurate information available at the time of publication will be included in the owner's manual addendum. Some variation in equipment, description, location, and details could result.

Equipment such as engines and other accessories are manufactured by others. The information provided in this manual is intended to be used in conjunction with the information provided by the manufacturers of this equipment. All information available at the time of manufacture is included with your owner's packet.

Your Four Winns dealer knows your boat best and is interested in your complete satisfaction. Return to the dealer for service or other assistance. If you have any questions or need assistance please contact Four Winns Customer Service by any number of the following ways:

Four Winns Customer Service Department
925 Frisbie Street
Cadillac, Michigan 49601
231-775-1343 (Phone)
231-779-2345 (FAX)
E-Mail Address: boating@fourwinns.com

Please be sure to include the boat model, serial number, your daytime telephone number, and specifics of the information desired when contacting us.

Thank you for joining our Four Winns family. We appreciate your purchase and welcome the opportunity to demonstrate our commitment to you.

Sincerely,

Four Winns Customer Service Department

WARRANTY AND SERVICE

D - 1 FOUR WINNS® WARRANTY POLICY

The Four Winns Winning Edge™ Owner Protection Plan, provides the new Four Winns purchaser with one of the most comprehensive corporate commitments in the marine industry today. The Four Winns Owner Protection Plan defines the warranty coverage on all units manufactured by Four Winns. It thoroughly describes the warranty policies and those procedures to be followed to obtain warranty coverage. Review the Four Winns Owner Protection Plan and limited warranty statements carefully.

All engines utilized in the Four Winns® product are warranted by the engine manufacturer. Your Four Winns dealer is authorized to repair your engines and will work closely with the engine manufacturer to resolve any problems you have.

D - 2 DECK/HULL STRUCTURE WARRANTY

Each unit manufactured by Four Winns is encompassed by a separate warranty providing specific coverage on the deck/hull structure. The Four Winns Owner Protection Plan thoroughly describes this coverage.

D - 3 WARRANTY REGISTRATION

A Four Winns Warranty Registration Card is attached to the Four Winns Owner Protection Plan statement. Your Four Winns dealer is responsible for completing and mailing the warranty card at the time of purchase. This is the sole basis for establishing proof of ownership of the boat and corresponding warranty validation. Registration of the boat and engines with the manufacturer is required by the Federal Boat Safety Act of 1971.

Other equipment manufacturers also require that their products be registered with the respective companies. Warranty registration cards are provided in the owner's information packet.

D - 4 TRANSFER OF WARRANTY

Four Winns confidence in the product and our warranty commitments can extend after the original purchaser may choose to move on to a new boat. The remainder of the Four Winns warranty coverage is transferable to the second owner of the boat for a fee. The warranty may be transferred only once. Registration of the second owner is required and the amount of the transfer fee is \$250.00. Transfer of the remainder of the warranty must occur within five (5) years of the original retail sale. The transfer fee must be paid within fifteen (15) days of purchase of the used boat by check, money order or cashier's check payable to Four Winns. We will notify the appropriate engine manufacturer of the engine warranty transfer. The Four Winns Owner Protection Plan thoroughly describes the action required to transfer warranty coverage.

D - 5 PRE-OWNED UNIT REGISTRATION

Section D-4 Transfer of Warranty discusses the need to properly register the purchase of a pre-owned boat with Four Winns in order to transfer applicable warranty coverage.

Purchasers of all Pre-Owned Four Winns® models, regardless of the decision to transfer warranty coverage, are encouraged to register ownership with Four Winns. To register ownership of a "Pre-Owned Four Winns® boat," provide Four Winns with your name, address, daytime phone number, purchase date, and hull serial number of the boat purchased. The hull serial number plate is permanently affixed to the starboard side of the transom.

Registration of a Pre-Owned Four Winns® boat does not extend or in any way affect or modify the specific terms of the Four Winns Owner Protection Plan or Limited Warranties.

We provide this service to the purchasers of Pre-Owned Four Winns® boats in the interest of better boating. Four Winns welcomes every purchaser of a Four Winns® boat, new or used, to our family.

D - 6 INSURANCE COVERAGE

One of your responsibilities as a new boat owner is to acquire proper insurance protection. Insurance should include comprehensive and general liability coverage appropriate to your financial needs. Please contact your local agent for assistance on insurance coverage.

D - 7 SERIAL NUMBER RECORD

The manufacturer, model, and serial number of major components are recorded during the assembly of each Four Winns® boat. Two copies of this completed form are included at the end of this section. One copy should be removed and kept by the dealer in his records. This can assist the dealer in processing warranty claims, or obtaining necessary information. The second copy should be kept in this owners manual.

D - 8 PRE-DELIVERY SERVICE

Four Winns makes every effort to deliver your boat in “turn key” condition to the dealer. The process of transporting and handling the boat necessitates certain inspections and adjustments prior to delivery to you. Also, various aspects of operation must be checked and adjusted immediately prior to final delivery and use.

The selling Four Winns dealer must perform this thorough review of the boat and its numerous systems during the commissioning or “dealer pre-delivery service” of the craft.

A Four Winns Pre-Delivery Inspection Form is part of the Warranty Registration Card. It lists the many items encompassed by the pre-delivery service previously described. The dealer is to check off the items as they are completed, and complete the form as indicated providing specific performance related information appropriately.

Your Four Winns dealer will sign the Pre-Delivery Inspection Form of the Warranty Registration Card upon completion of the work. You will also be asked to sign the Pre-Delivery Inspection Form upon accepting delivery of the boat. You are to retain the two copies marked “Boat Owner”. Your dealer is to retain the copy marked “Dealer copy” for his records. The Manufacturer’s copy is to be mailed to the Four Winns Customer Service Department.

D - 9 REPLACEMENT PARTS

Four Winns dealers are equipped with a Four Winns Parts Manual that details the components of each model and their appropriate part numbers. Many Four Winns dealers inventory common replacement components.

In addition, Four Winns maintains specific records on the components used in the manufacture of each unit and makes a concerted effort to maintain components specifically to fill replacement part needs.

The Four Winns dealer from whom you purchased your boat is in the best position to meet your needs. If the dealer does not have the needed item, the dealer has the capability, through direct contact with the Four Winns Customer Service Department, to obtain it quickly. Four Winns will only sell replacement parts to established Four Winns dealers. If you relocate and cannot find a Four Winns dealer close to you, contact the Four Winns Customer Service Department for information on the nearest dealer in your area.

D - 10 WINNGEAR™

Show your colors! Four Winns offers a complete line of sports clothing designed to complement your new boat. Your Four Winns dealer has a complete catalog and pricing.

914

F U N S H I P



HULL AND DECK

- 100% Armorcote® gel-coat
- Bow and stern eyes, stainless steel
- Bow rails, through bolted, stainless steel
- Cleats, stainless steel, (6)
- Designators, dome style
- Docking lights
- Engine vents, transom mounted
- Gel band, hull and deck, distinctive style, available in:
 - Navy, red, green, dune or black
- Graphics standard
- Horn, concealed
- Navigation lights
- Rub rail, rigid white vinyl w/stainless steel insert
- Shower, forward and aft
- Ski tow, stainless steel
- Step pads, skid resistant
- Swim platform, aft
 - Extended platform, skid resistant
 - Ladder, angled, deep-reach, concealed
 - Storage tub, self draining
- Swim platform, forward
 - Ladder, angled, deep-reach, concealed
 - Skid resistant
- Transom storage locker
- Windshield w/walk-thru
 - Full aluminum framed safety glass
 - Stainless steel supports
- NMMA certification
- Meets applicable USCG and ABYC standards

BOW

- Anchor locker w/hidden ladder
 - Overboard draining
- Bow fill-in cushions
- Built-in ice chest
- Courtesy lights
- Drink holders (4)
- Forward entry
- Sink w/pressurized water
- Skid resistant floor
- Speakers, Sony® (2)
- Storage:
 - Beneath bow seats
- Trash receptacle
- Walk-thru doors

COCKPIT

- Aquaflex™ vinyl
- Cockpit carpet, diamond pattern, snap-in, 40 oz.
- Courtesy lights
- Drink holders (4)
- Engine compartment:
 - Electric engine hatch
 - Fiberglass motor hood, insulated
 - Gel-coated bilge
- Fiberglass liner
 - Self-bailing
 - Skid resistant floor
- Removable cooler
 - 36-qt carry-on cooler beneath hinged seat, port
- Seating:
 - Adjustable bucket seats w/headrest, flip-up bolster, patented spring ride system
 - U-shape lounge
- Speakers, Sony® (2)
- Storage:
 - In-floor locker
 - Hinged lid, gas assist shocks
 - Large enough for skis, kneeboards and wakeboards
 - Raised floor w/rubber mesh mat
 - Beneath L-shape seating
 - Console locker, starboard
 - Side wall
- Port console:
 - Enclosed head
 - Opening port lite w/screen
 - Overhead lighting
 - Porta-potti
 - Stereo, Sony® AM/FM CD player w/removable face and remote w/display at helm
- Table w/mount, aft

HELM AREA

- Burlwood trim
 - Compass
 - Drink holders (2)
 - Emergency engine shut-off
 - Instrumentation, gold bezels
 - Depth sounder
 - Fuel gauge
 - Oil pressure
 - Shallow water alarm
 - Speedometer
 - Tachometer
 - Temperature gauge
 - Trim gauge
 - Volt meter
 - Lighted switches
 - Receptacle, 12VDC
 - Steering, tilt wheel
 - Four spoke
 - Soft touch
 - Stereo remote w/display
- ### SYSTEMS
- Battery, Interstate®
 - Bilge blower
 - Bilge pump, automatic
 - Electric horn
 - Potable water, pressurized
 - Power steering
 - Power trim and tilt
 - Wire harness
 - Routed through PVC conduit in floor

CANVAS

- Bimini top
- Stainless steel top hardware

TRAILER

- Sure-Load™ custom matched trailer
- Disc brakes, surge
- Integrated step pads
- Keel rollers
- Radial tires
- Submersible lighting
- Swing-away tongue (NA w/galvanized trailer)
- Tandem axle
 - Single axle brakes
- Tie-down straps (3)
- Tongue jack, swivel
- Treated bunks, carpeted
- Treated side guides, carpeted
 - Welded tube construction, 11 gauge
 - Welded winch post

POWER OPTIONS*

- Volvo-Penta® Stern Drives
- 5.0 GL/SX 220 hp
 - 5.0 GL/Duoprop® 220 hp¹
 - 5.0 GXi/SX 270 hp
 - 5.0 GXi/Duoprop® 270 hp¹
 - 5.7 Gi/SX 280 hp
 - 5.7 Gi/Duoprop® 280 hp¹
- ¹ Duoprop® includes stainless steel propellers
- MerCruiser® Stern Drives
- 5.0 L Alpha 220 hp
 - 5.0 L Bravo I 220 hp¹
 - 5.0 EFI Alpha 240 hp
 - 5.0 EFI Bravo I 240 hp¹
 - 5.0 MPI Alpha 260 hp
 - 5.0 MPI Bravo I 260 hp¹
 - 5.7 EFI Bravo I 260 hp¹
 - 5.7 EFI Bravo III 260 hp¹
 - 350 MPI Bravo I 300 hp¹
 - 350 MPI Bravo III 300 hp¹
- ¹ Bravo I and Bravo III includes stainless steel propellers

OPTIONS

- Cleats, pull-up
- Engine flush-out kit
- Graphics, sport
- Head, pump-out
- Hour meter
- Prop, stainless (exchange SX and Alpha only)
- Remote oil filter (std on Fuel Injected engines)
- Stereo remote w/display at swim platform, aft
- Table w/floor mount, forward

CANVAS OPTIONS

- Camper canvas
- Cockpit and forward cover
- Forward bimini
- Mooring cover

TRAILER OPTIONS

- Disc brakes, tandem
- Galvanized trailer
- Spare tire and wheel
- Spare tire and wheel, aluminum or galvanized
- Wheel, aluminum (each)

S P E C I F I C A T I O N S

LOA	20'11" / 6.25 m
LOA w/extended swim platform	23'6" / 7.16 m
Beam	8'6" / 2.59 m
Deadrise	19°
Draft—drive down	31" / 79 cm
Fuel capacity	50 gal / 189 L
Max capacity	(IO) 2,000 lbs (OB) 2,950 lbs / (IO) 407 kg (OB) 1,340 kg
Approx. boat & engine weight	4,080 lbs to 4,200 lbs / 1,850 kg to 1,900 kg





HULL AND DECK

- 100% Armorcote® gel-coat
- Bow and stern eyes, stainless steel
- Cleats, stainless steel, (6)
- Designators, dome style
- Docking lights
- Engine vents, transom mounted
- Gel band, hull and deck, distinctive style, available in:
 - Navy, red, green, dune or black
- Graphics standard
- Horn, concealed
- Navigation lights
- Rub rail, rigid white vinyl w/stainless steel insert
- Shower, forward & aft
- Ski tow, stainless steel
- Step pads, skid resistant
- Swim platform, aft
 - Extended platform, skid resistant
 - Ladder, angled, deep-reach, concealed
 - Storage tub, self draining
- Swim platform, forward
 - Ladder, angled, deep-reach, concealed
 - Skid resistant
- Transom storage lockers (2)
- Windshield w/walk-thru
 - Full aluminum framed safety glass
 - Stainless steel supports
- NMMA certification
- Meets applicable USCG and ABYC standards

BOW

- Anchor locker w/hidden ladder
 - Overboard draining
- Bow fill-in cushions
- Built-in ice chest
- Courtesy lights
- Drink holders (5)
- Forward entry
- Passenger assist handles (2), stainless steel
- Refreshment Center
 - Built-in ice chest
 - Sink w/pressurized water
 - Trash receptacle
- Skid resistant floor
- Speakers, Sony® (2)
- Starboard entry w/door
- Storage:
 - Beneath bow seats
 - Removable carpet
- Walk-thru doors

COCKPIT

- Aquaflex™ vinyl
- Cockpit carpet, diamond pattern, snap-in, 40 oz.
- Courtesy lights
- Drink holders (6)
- Engine compartment:
 - Electric engine hatch
 - Fiberglass motor hood, insulated
 - Gel-coated bilge
- Fiberglass liner
 - Self-bailing
 - Skid resistant floor
- Port console:
 - Enclosed Head
 - Fiberglass liner
 - Opening port lite w/screen
 - Overhead lighting
 - Porta-potti
 - Stereo, Sony® AM/FM CD player w/removable face and remote w/display at helm
 - Storage locker
 - Passenger assist handle, stainless steel

- Seating:
 - Adjustable bucket seats w/headrest, flip-up bolster, patented spring ride system
 - U-shape lounge
- Speakers, Sony® (2)
- Storage:
 - Beneath U-shape seating
 - Console locker, starboard
 - In-floor locker
 - Hinged lid, gas assist shock
 - Large enough for skis, kneeboards and wakeboards
- Raised floor w/rubber mesh mat
- Table w/mount, aft
- Transom passenger assist handle, stainless steel
- Walk-thru transom, centered

HELM AREA

- Burlwood trim
 - Compass
 - Emergency engine shut-off
 - Instrumentation, gold bezels
 - Depth sounder
 - Fuel gauge
 - Oil pressure
 - Shallow water alarm
 - Speedometer
 - Tachometer
 - Temperature gauge
 - Trim gauge
 - Volt meter
 - Lighted switches
 - Receptacle, 12VDC
 - Steering, tilt wheel
 - Stereo remote w/display
- ### SYSTEMS
- Battery, Interstate®
 - Bilge blower
 - Bilge pump, automatic
 - Electric horn
 - Potable water, pressurized
 - Power steering
 - Power trim and tilt
 - Wire harness
 - Routed through PVC conduit in floor

CANVAS

- Bimini top
- Stainless steel top hardware

TRAILER

- Sure-Load™ custom matched trailer
- Disc brakes, surge
- Integrated step pads
- Keel rollers
- Radial tires
- Submersible lighting
- Swing-away tongue (NA w/galvanized trailer)
- Tandem axle
 - Single axle brakes
- Tie-down straps (3)
- Tongue jack, swivel
- Treated bunks, carpeted
- Treated side guides, carpeted
- Welded tube construction, 11 gauge
- Welded winch post

POWER OPTIONS*

- Volvo-Penta® Stern Drives
 - 5.0 GXi/SX 270 hp
 - 5.0 GXi/Duoprop® 270 hp¹
 - 5.7 Gi/SX 280 hp
 - 5.7 Gi/Duoprop® 280 hp¹
 - 5.7 GXi/SX 320 hp
 - 5.7 GXi/Duoprop® 320 hp¹
- ¹ Duoprop® includes stainless steel propellers

MerCruiser® Stern Drives

- 5.0 EFI Alpha 240 hp¹
 - 5.0 EFI Bravo I 240 hp¹
 - 5.0 MPI Bravo I 260 hp¹
 - 5.0 MPI Bravo III 260 hp¹
 - 5.7 EFI Bravo I 260 hp¹
 - 5.7 EFI Bravo III 260 hp¹
 - 350 MPI Bravo I 300 hp¹
 - 350 MPI Bravo III 300 hp¹
 - MX 6.2 Bravo I 320 hp¹
 - MX 6.2 Bravo III 320 hp¹
- ¹ Bravo I and Bravo III includes stainless steel propellers

OPTIONS

- Cleats, pull-up
- Engine flush-out kit
- Graphics, sport
- Head, pump-out
- Hour meter
- Prop, stainless (exchange SX and Alpha only)
- Shower, forward
- Stereo remote at swim platform, aft
- Table w/mount, forward

CANVAS OPTIONS

- Camper canvas
- Cockpit and forward cover
- Forward bimini
- Mooring cover

TRAILER OPTIONS

- Disc brakes, tandem
- Galvanized trailer
- Spare tire and wheel
- Spare tire and wheel, aluminum or galvanized
- Wheel, aluminum (each)

S P E C I F I C A T I O N S

LOA	23'0"/7.01 m
LOA w/extended swim platform	25'7"/7.80 m
Beam	8'6"/2.59 m
Deadrise	19°
Draft – drive down	33"/84 cm
Fuel capacity	65 gal/246 L
Maximum capacity	2,200 lbs/998 kg
Approx. boat & engine weight	4,760 lbs to 4,840 lbs/2,160 kg to 2,200 kg



264

F U N S H I P



HULL AND DECK

- 100% Armorcote® gel-coat
- Bow and stern eyes, stainless steel
- Cleats, stainless steel, (6)
- Designators, dome style
- Docking lights
- Engine vents, transom mounted
- Gel band, hull and deck, distinctive style, available in:
 - Navy, red, green, dune or black
- Graphics standard
- Horn, concealed
- Navigation lights
- Props, stainless
- Rub rail, rigid white vinyl w/stainless steel insert
- Shower, forward & aft
- Ski tow, stainless steel
- Step pads, skid resistant
- Swim platform (2), fore and aft, integrated, skid resistant
 - Ladders (2), angled, deep-reach, concealed
- Windshield w/walk-thru
 - Full aluminum framed safety glass
 - Stainless steel supports
- NMMA certification
- Meets applicable USCG and ABYC standards

BOW

- Anchor locker w/hidden ladder
 - Overboard draining
- Bow fill-in cushions
- Built-in ice chest
- Courtesy lights
- Drink holders (4)
- Forward entry
- Passenger assist handles (2), stainless steel
- Removable cooler, 36qt.
- Skid resistant floor
- Speakers, Sony® (2)
- Starboard entry w/door
- Storage:
 - Beneath bow seat
 - Removable carpet
- In-floor ski locker, accessible from bow
- Walk-thru doors

COCKPIT

- Aquaflex™ vinyl
- Cockpit carpet, diamond pattern, snap-in, 40 oz.
- Cockpit refreshment center
 - Drink holders (3)
 - Ice chest, integrated
 - Passenger assist handle, stainless steel
 - Removable cooler, 36qt
 - Sink w/pressurized water
 - Storage compartment
 - Trash receptacle
- Courtesy lights
- Drink holders (5)
- Engine compartment:
 - Fiberglass motor hood, insulated
 - Gel-coated bilge
- Fiberglass liner
 - Self-bailing
 - Skid resistant floor
- Port console:
 - Enclosed Head
 - Fiberglass liner
 - Opening port lite w/screen
 - Overhead lighting
 - Porta-potti
 - Sink w/pressurized water
 - Stereo, Sony® AM/FM CD player w/removable face and remote w/display at helm
 - Storage locker
 - Passenger assist handle, stainless steel

- Seating:
 - Adjustable bucket seats w/headrest, flip-up bolster, patented spring ride system
 - L-shape lounge
- Speakers, Sony® (2)
- Storage:
 - Beneath L-shape seating, hydraulic assist seat
 - Console locker, starboard
 - In-floor locker
 - Hinged lid, gas assist shock
 - Large enough for skis, kneeboards and wakeboards
 - Raised floor w/rubber mesh mat
- Table w/mount, aft
- Transom passenger assist handle, stainless steel
- Walk-thru transom

HELM AREA

- Burlwood trim
- Compass
- Emergency engine shut-off
- Instrumentation, gold bezels
 - Depth sounder
 - Fuel gauge
 - Oil pressure
 - Shallow water alarm
 - Speedometer
 - Tachometer
 - Temperature gauge
 - Trim gauge
 - Volt meter
- Lighted switches
- Receptacle, 12VDC
- Steering, tilt wheel
- Stereo remote w/display

SYSTEMS

- Battery, Interstate®
- Bilge blower
- Bilge pump, automatic
- Electric horn
- Potable water, pressurized
- Power steering
- Power trim and tilt
- Wire harness
 - Routed through PVC conduit in floor

CANVAS

- Bimini top
- Stainless steel top hardware

TRAILER

- Sure-Load™ custom matched trailer
- Disc brakes, surge
- Integrated step pads
- Keel rollers
- Radial tires
- Submersible lighting
- Swing-away tongue (NA w/galvanized trailer)
- Tandem axle
 - Single axle brakes
- Tie-down straps (3)
- Tongue jack, Fulton
- Treated bunks, carpeted
- Treated side guides, carpeted
- Welded tube construction, 11 gauge
- Welded winch post

POWER OPTIONS*

Volvo-Penta® Stern Drives

- 5.7 Gi/SX 280 hp¹
 - 5.7 Gi/Duoprop® 280 hp¹
 - 5.7 GXi/Duoprop® 320 hp¹
 - 8.1 Gi/Duoprop® 375 hp¹
- ¹ Stainless steel propellers standard

MerCruiser® Stern Drives

- 5.7 EFI Bravo I 260 hp¹
 - 5.7 EFI Bravo III 260 hp¹
 - 350 MPI Bravo I 300 hp¹
 - 350 MPI Bravo III 300 hp¹
 - MX 6.2 Bravo I 320 hp¹
 - MX 6.2 Bravo III 320 hp¹
 - 496 MG Bravo III 375 hp¹
- ¹ Stainless steel propellers standard

OPTIONS

- Cleats, pull-up
- Engine flush-out kit
- Graphics, sport
- Head, pump-out
- Hour meter
- Refrigerator (includes dual battery switch)
- Stereo remote w/display at swim platform, aft
- Table w/floor mount, forward

CANVAS OPTIONS

- Camper canvas
- Cockpit and forward cover
- Forward bimini
- Mooring cover

TRAILER OPTIONS

- Disc brakes, tandem
- Galvanized trailer
- Spare tire and wheel
- Spare tire and wheel, aluminum or galvanized
- Wheel, aluminum (each)

S P E C I F I C A T I O N S

LOA	25'6"/7.77 m
LOA w/extended swim platform	27'4"/8.33 m
Beam	8'6"/2.59 m
Deadrise	19°
Draft – drive down	33"/84 cm
Fuel capacity	73 gal/276 L
Maximum capacity	2,300 lbs/1,040 kg
Approx. boat & engine weight	5,070 lbs to 5,150 lbs/2,300 kg to 2,340 kg



TO: 2002 MODEL FOUR WINNS BOAT OWNERS

FROM: FOUR WINNS CUSTOMER SERVICE DEPARTMENT

SUBJECT: 2002 FARIA DEPTH SOUNDER OPERATION INSTRUCTIONS

MODELS AFFECTED: ALL 2002 MODELS WITH 2002 FARIA DEPTH SOUNDERS

Dear Four Winns Boat Owner:

Below you will find the operation instructions for the 2002 depth sounder. Please contact Four Winns Customer Service at 231-775-1343 if you have any questions or need further assistance.

General Description:

1. The depth finder will read to 199ft. or the corresponding number of meters or fathoms. If the reading is less than 19.9 ft, meters or fathoms, 1/10th increments will be displayed. If the reading is more than 19.9ft, all readings will be in whole numbers.
2. The depth finder has an audible and LCD displayed depth alarm with adjustable shallow and deep limits and a depth below keel offset feature. These settings once made are stored in memory and will remain even if the battery is disconnected.

Operation:

1. **Power on.** The depth sounder will activate automatically when the power to it is initially turned on. You do not have to press the combination "ON / OFF MODE" keypad. The LCD will illuminate showing the depth and will also show the type of units selected, feet (FT), meters (M), or fathoms (F). To turn the depth sounder off, press and hold the "ON / OFF MODE" keypad for 4 seconds. Pressing the "ON / OFF MODE" keypad again will reactivate the unit.

NOTE: The instrument is designed to have the internal LED lighting remain on as long as power is supplied even if the unit is turned "off" at the keypad.

2. **Depth alarm.** Shallow mode: Pressing the "ON / OFF MODE" keypad again displays the "SH" shallow depth alarm setting. This is the shallowest water that will activate the alarm. Press and hold the up or down arrow keypads to adjust the reading to the desired depth.

Deep mode: Pressing the "ON / OFF MODE" keypad again displays the "DP" deep depth alarm setting. This is the deepest water that will activate the alarm. Press and hold the up or down arrow keypads to adjust the reading to the desired depth. When the shallow depth setting is read by the depth sounder, the "SH" will flash on the LCD and the audible alarm will sound rapidly. When the deep depth setting is read by the depth sounder, the "DP" will flash on the LCD and the audible alarm will sound at 2 beeps per second.

NOTE: To fully deactivate an alarm, reset it to zero. Pressing the "ON / OFF MODE" keypad temporarily deactivates the alarm. To reactivate the alarm press the "ON / OFF MODE" keypad until the depth reading appears.

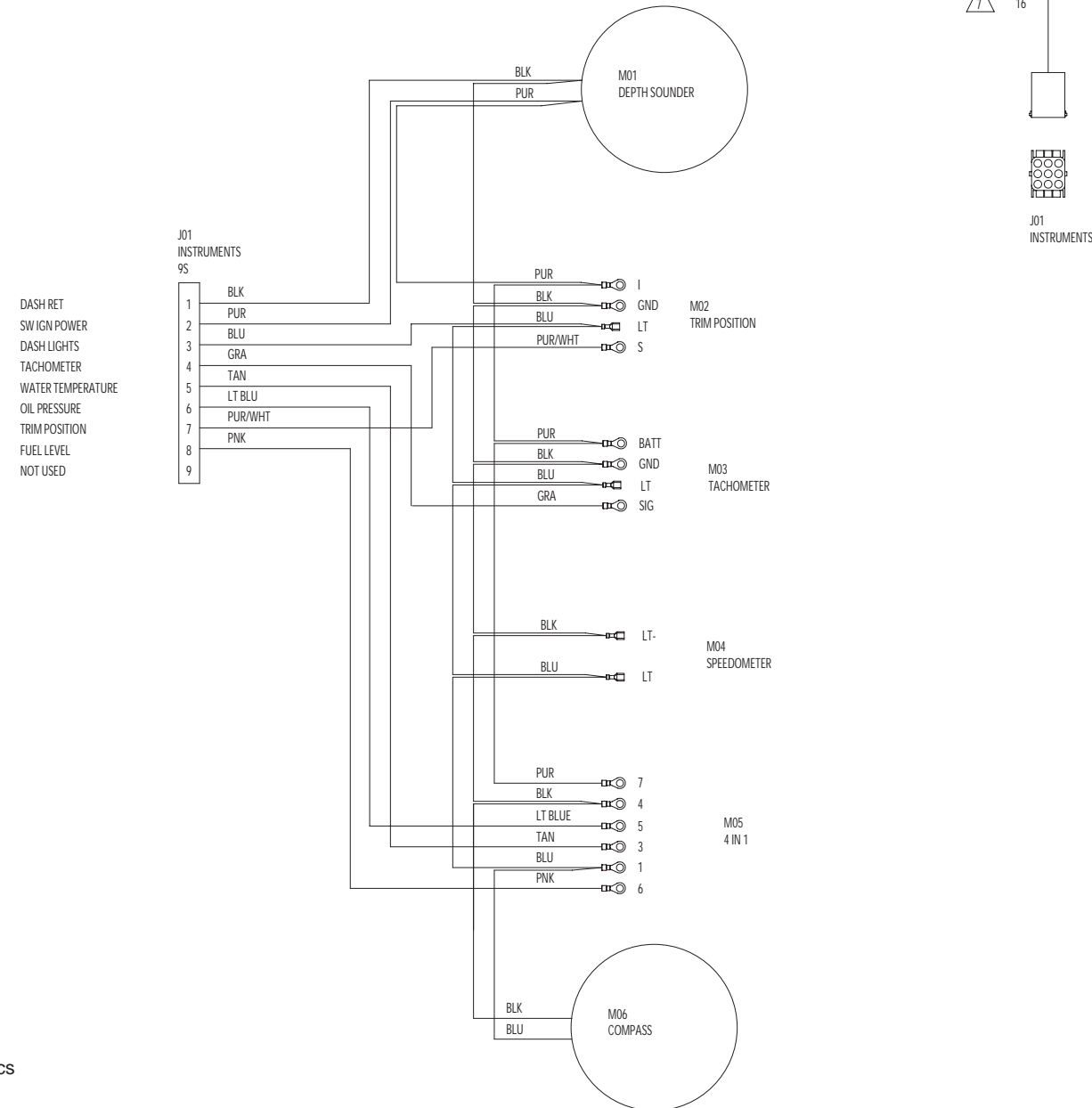
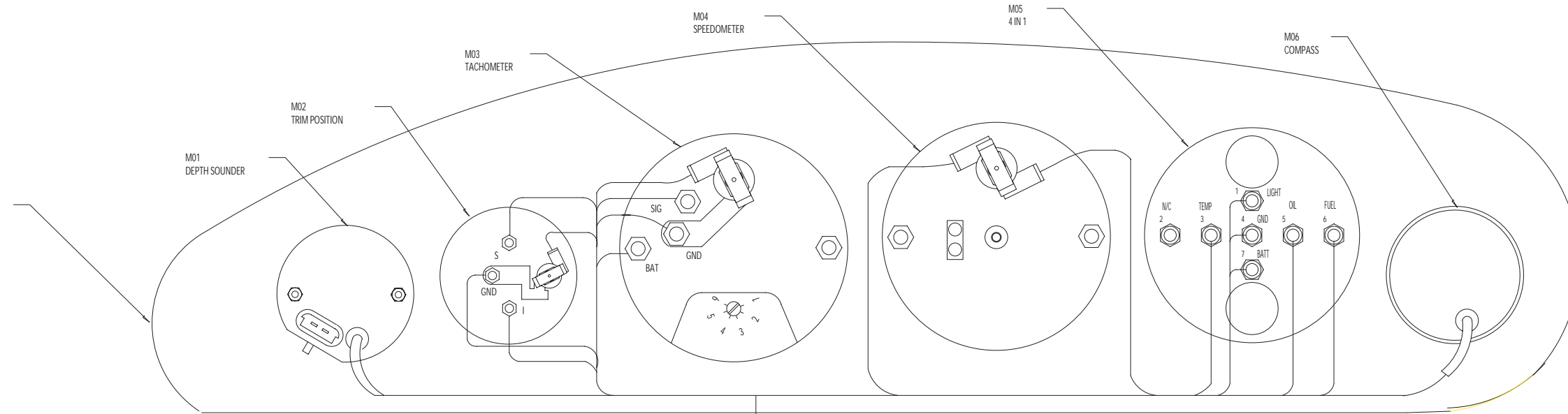
3. **Keel offset.** Pressing the "ON / OFF MODE" keypad again displays the "KL" keel offset setting. This can be set so that the depth sounder either shows the depth below the keel or the depth below the transducer. Press the up or down arrow keypads to adjust the reading to the desired depth no more than 19.9 ft. For example if the bottom of the keel is 2ft below the transducer and you want the depth sounder to read the depth below the keel, the display should be adjusted to read 2.0 FT.

NOTE: Once a keel offset is programmed, the shallow and deep alarms will be activated by the depth below the keel.

4. **Units.** Pressing the "ON / OFF MODE" keypad again displays "Un" on the LCD indicating the units mode. Press either the up or down arrow keypads to set the units desired to feet (FT), meters (M), or fathoms (F). These units once set, will remain the same for all modes. Pressing the "ON / OFF MODE" keypad again returns the depth sounder to normal operation.

Funship

025-2938
PANEL BLANK GAUGE, 214/234FS BURL, 112"



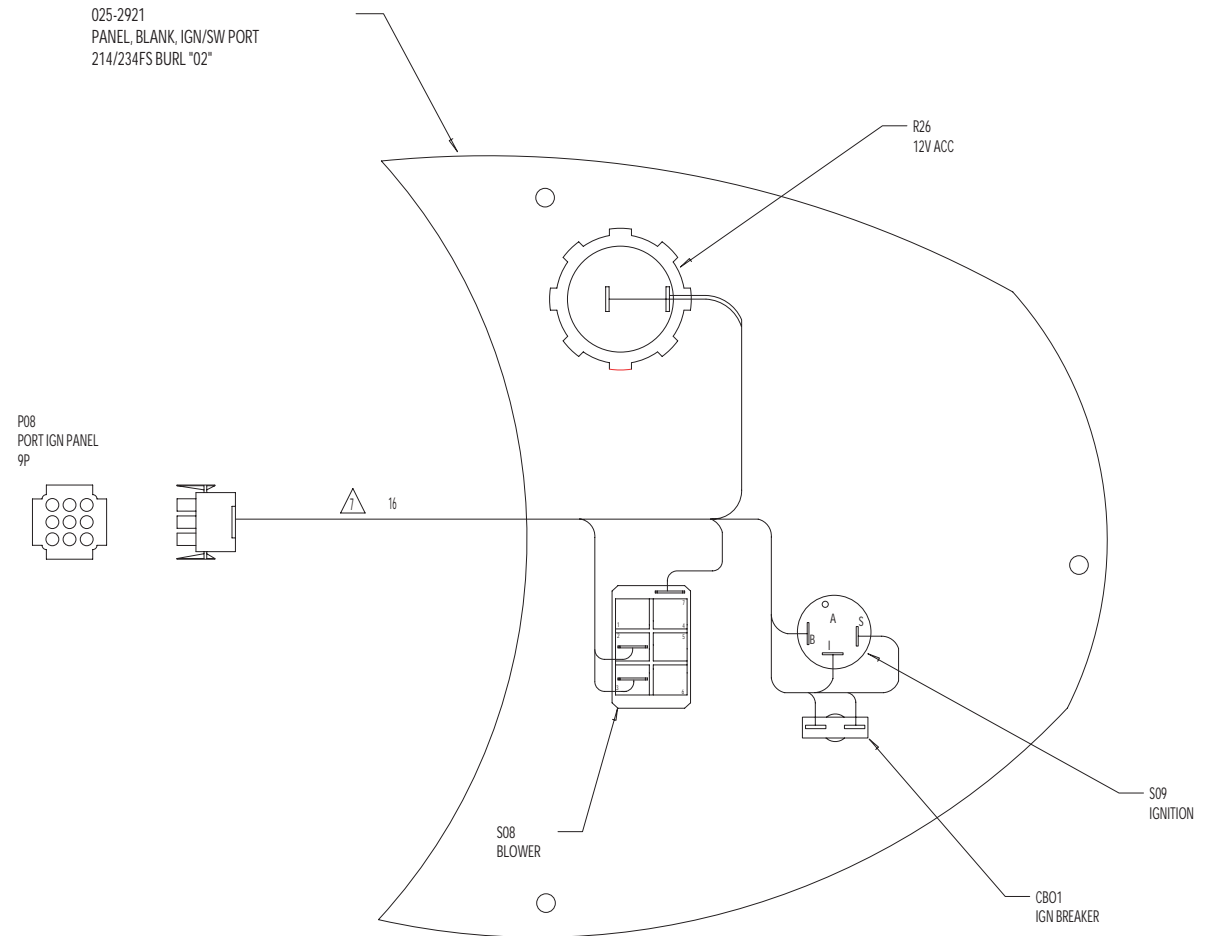
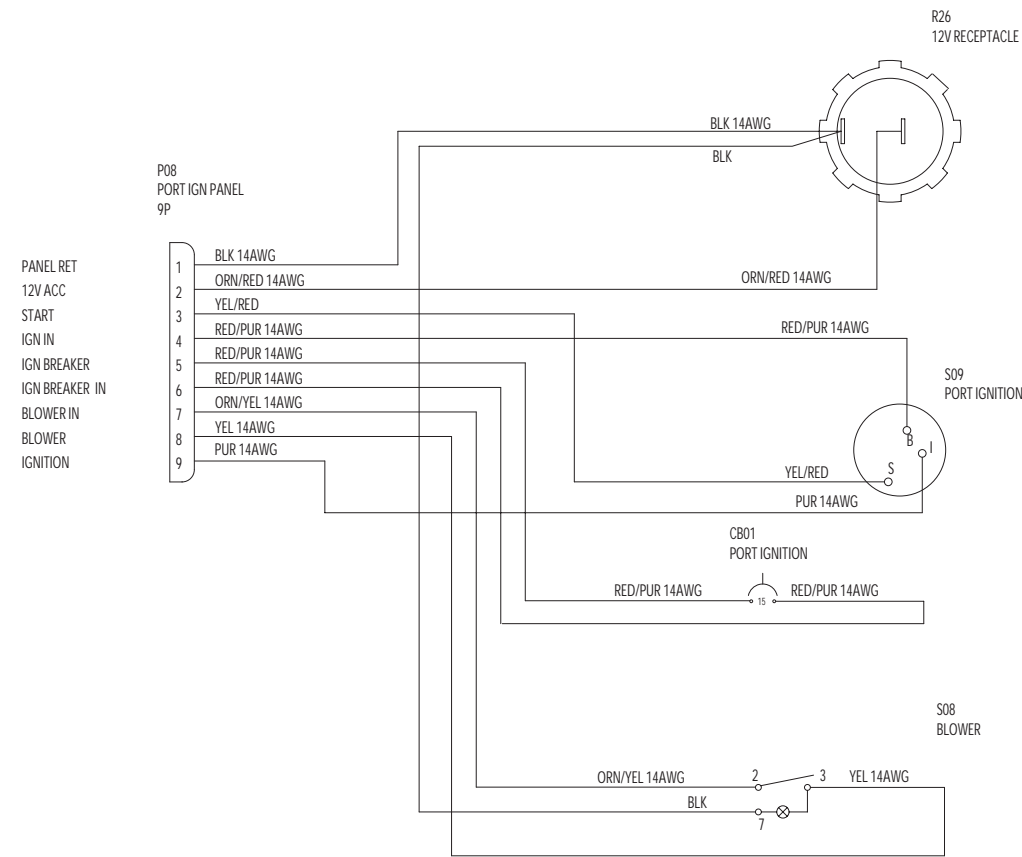
FOUR WINNS PARTS LIST

ITEM	PART NUMBER	QUANTITY	DESCRIPTION	FUNCTION	MANUFACTURER
	028-0177	4	RECEPTACLE,FASTON,.250,16-14	02	AMP
	028-0189	13	TERMINAL,RING,PG.#8,16-14	08	AMP
	028-0390	2	PIN,UMNL,18-14	41	AMP
	028-0454	10	SOCKET,UMNL,18-14	42	AMP
	025-2938	1	PANEL,BLANKINSTR, BURL	-	-
J01	028-0443	1	RECEPT,UMNL, 9 CKT	INSTRUMENTS	AMP
J02	028-0441	1	RECEPT,UMNL, 2 CKT	DEPTH	AMP
P02	028-0447	1	PLUG, UMNL, 2 CKT	DEPTH	AMP
M01	028-1748	1	DEPTH GAUGE #DS0012	-	FARIA
M02	024-0508	1	TRIM POSITION GAUGE #GP7590	-	FARIA
M03	024-0505	1	TACHOMETER #TC9395	-	FARIA
M04	024-0501	1	SPEEDOMETER #SE9390	-	FARIA
M05	024-0503	1	4 IN 1 W/FUEL #GCF0096	-	FARIA
M06	065-1369	1	COMPASS	-	RICHE

FOUR WINNS WIRE LIST

COLOR	GA	FIRST	PIN	TERM	NOTE	SECOND	PIN	TERM	NOTE	FUNCTION
PUR	16	J01	2	42		M01	PWR	51	SA	DEPTH POWER
PUR	16	M01	PUR	51	SA	M02	I	08	SB	TRIM GAUGE POWER
PUR	16	M02	I	08	SB	M03	BAT	08	SC	TACH POWER
PUR	16	M03	BAT	08	SC	M05	7	08		4 IN 1 POWER
BLK	16	J01	1	42	-	M01	GND	08	SG	DEPTH GND
BLK	16	M01	GND	08	SG	M02	GND	08	SH	TRIM GND
BLK	16	M02	GND	08	SH	M03	GND	08	SI	TACHOMETER GND
BLK	16	M03	GND	08	SI	M04	LT-	02	SJ	SPEEDO LT GND
BLK	16	M04	LT-	02	SJ	M05	4	08	SK	4 IN 1 GND
BLK	16	M05	4	08	SK	M06	LT-	51		COMPASS LT GND
BLU	16	J01	3	42	-	M02	LT	02	SL	TRIM GAUGE LT
BLU	16	M02	LT	02	SL	M03	LT	02	SM	TACHOMETER LT
BLU	16	M03	LT	02	SM	M04	LT	02	SN	SPEEDO LT
BLU	16	M04	LT	02	SN	M05	1	08	SO	4 IN 1 LT
BLU	16	M05	1	08	SO	M06	LT+	51		COMPASS LT
GRA	16	J01	4	42	-	M03	SIG	08		TACH SIGNAL
TAN	16	J01	5	42	-	M05	3	08		WATER TEMP SIGNAL
LT BLU	16	J01	6	42	-	M05	5	08		OIL PRESS SIGNAL
PUR/WHT	16	J01	7	42	-	M02	5	08		TRIM GA SIGNAL
PNK	16	J01	8	42	-	M05	6	08		FUEL GA SIGNAL

2002 214/234 FUNSHIP INSTRUMENT GAUGE PANEL ASSEMBLY

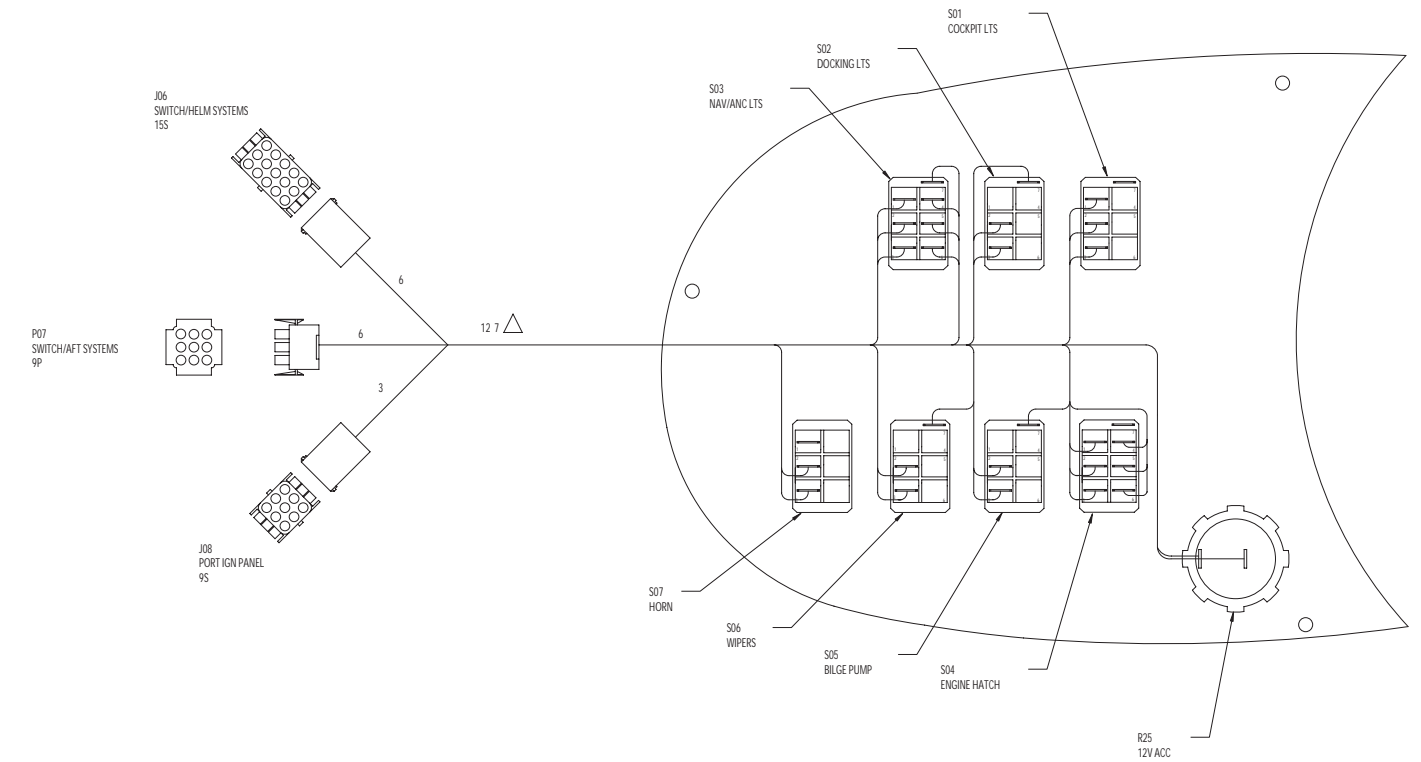
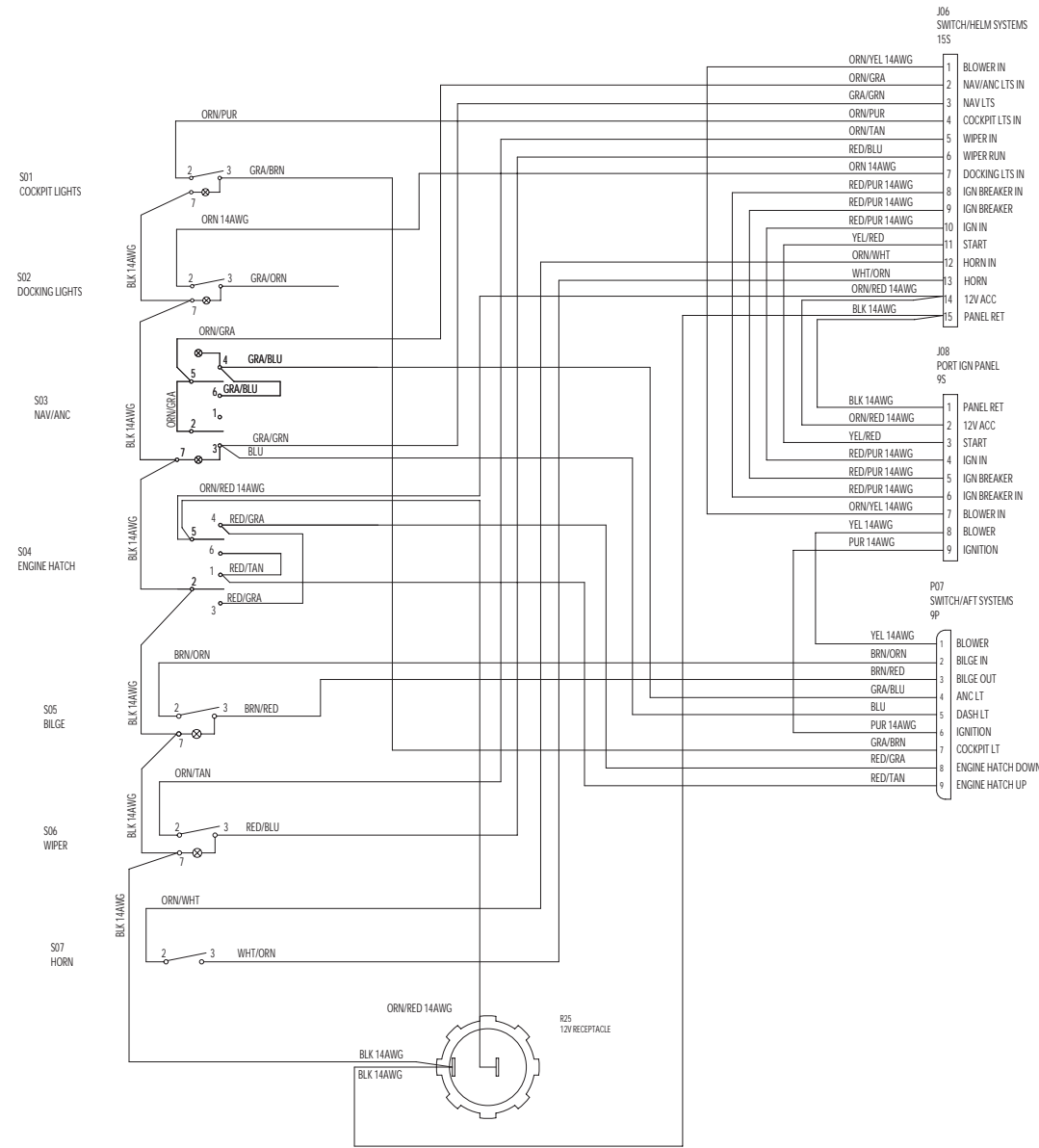


FOUR WINNS PARTS LIST

ITEM	PART NUMBER	QUANTITY	DESCRIPTION	FUNCTION	MANUFACTURER
	028-0177	10	TERM,FASTON,250,18-14	02	AMP
	028-0454	9	PIN,UMNL,18-14	41	AMP
	025-2921	1	PANEL,BLANK,IGNI/SW PORT		
P08	028-0449	1	PLUG,UMNL,9 CKT	PORT IGN PANEL	AMP
R26		1	RECEPT,12V AFI	12V RECEPTACLE	AFI
S08	028-0457	1	SWITCH,SPST,CONT III	BLOWER	CARL SW
CB01	028-0467	1	CKT BREAKER,15A	IGNITION BREAKER	MP
S09	028-1286	1	SWITCH,IGNITION,I/O	IGNITION SWITCH	GENERAL

FOUR WINNS WIRE LIST

COLOR	GA	FIRST	PIN	TERM	NOTE	SECOND	PIN	TERM	NOTE	FUNCTION
BLK	14	P08	1	41		R26	NEG	02	SA	12V ACC RET
ORN/RED	14	P08	2	41		R26	POS	02		12V ACC
YEL/RED	16	P08	3	41		S10	START	02		START
RED/PUR	14	P08	4	41		S10	BATT	02		IGN POWER
RED/PUR	14	P08	5	41		CB01	LINE	02		IGN BREAKER IN
RED/PUR	14	P08	6	41		CB01	LOAD	02		IGN BREAKER
ORN/YEL	14	P08	7	41		S08	2	02		BLOWER IN
YEL	14	P08	8	41		S08	3	02		BLOWER
PUR	14	P08	9	41		S10	IGN	02		IGNITION
BLK	14	R26	NEG	02	SA	S08	7	02		BLOWER SW LT RET

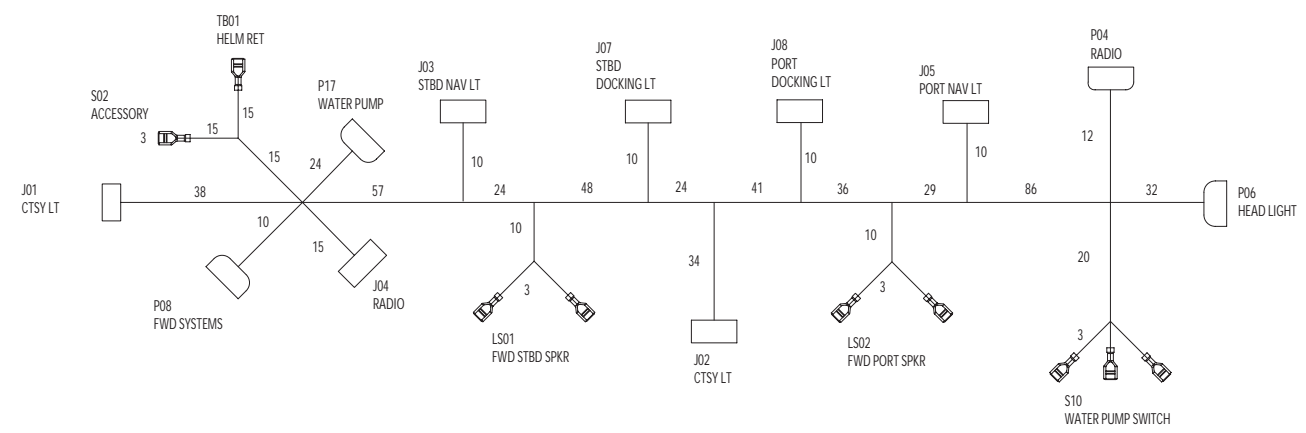
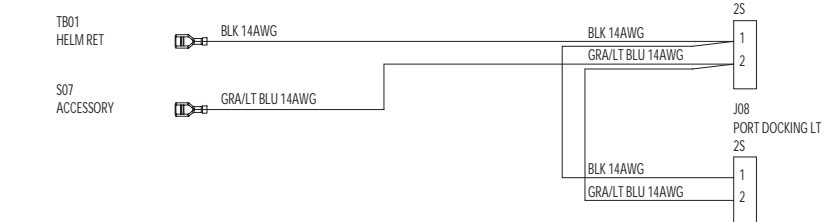
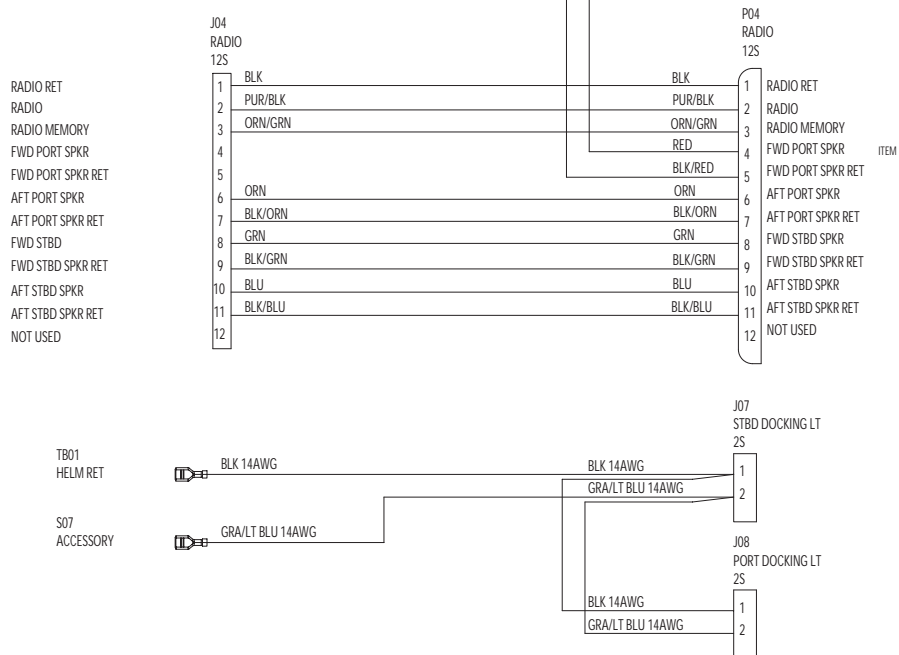
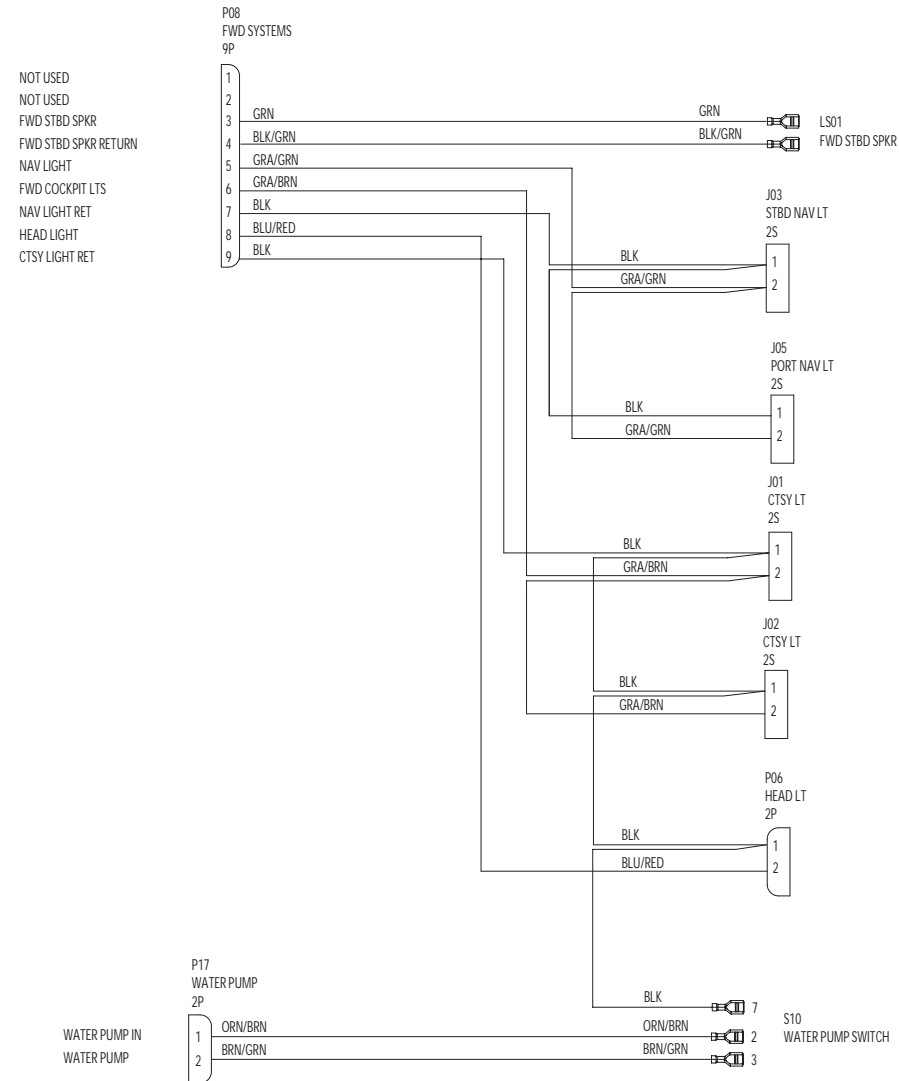


FOUR WINNS PARTS LIST

ITEM	PART NUMBER	QUANTITY	DESCRIPTION	FUNCTION	MANUFACTURER
	028-0177	28	TERM.FASTON 250,18-14	02	AMP
	028-0390	9	PIN,UMNL,18-14	41	AMP
	028-0454	15	SOCKET,UMNL,18-14	42	AMP
	025-2923	1	PANEL,BLANK,IGN/SW STBD		
J06	028-0452	1	RECEPT,UMNL,15 CKT	SWITCH/HELM	AMP
J08	028-0443	1	RECEPT,UMNL,9 CKT	PORT IGN PANEL	AMP
P07	028-0449	1	PLUG,UMNL,9 CKT	SWITCH/AFT	AMP
R25		1	RECEPT,12V AFI	12V RECEPTACLE	AFI
S01	028-0457	1	SWITCH,SPST,CONT III	COCKPIT LTS	CARL SW
S02	028-0457	1	SWITCH,SPST,CONT III	DOCKING LIGHTS	CARL SW
S03	028-0504	1	SWITCH,DPDT,CONT III	NAV/ANC LTS	CARL SW
S04	028-0460	1	SWITCH,DPDT,(MOM) CONT III	ENGINE HATCH	CARL SW
S05	028-0457	1	SWITCH,SPST,CONT III	BILGE PUMP	CARL SW
S06	028-0457	1	SWITCH,SPST,CONT III	WIPER	CARL SW
S07	028-0186	1	SWITCH,SPST,(MOM) CONT III	HORN	CARL SW

FOUR WINNS WIRE LIST

COLOR	GA	FIRST	PIN	TERM	NOTE	SECOND	PIN	TERM	NOTE	FUNCTION
ORN/YEL	14	J06	1	42		J08	7	42		BLOWER IN
ORN/GRA	16	J06	2	42		S03	5	02		NAV/ANC LTS IN
GRA/GRN	16	J06	3	42		S03	3	02	SC	NAV/LTS
ORN/PUR	16	J06	4	42		S01	2	02		COCKPIT LTS IN
ORN/TAN	16	J06	5	42		S06	2	02		WIPER IN
RED/BLU	16	J06	6	42		S06	3	02		WIPER RUN
ORN	14	J06	7	42		S02	2	02		DOCKING LTS IN
RED/PUR	14	J06	8	42		J08	6	42		IGN BREAKER IN
RED/PUR	14	J06	9	42		J08	5	42		IGN BREAKER
RED/PUR	14	J06	10	42		J08	4	42		IGN IN
YEL/RED	16	J06	11	42		J08	3	42		START
ORN/WHT	16	J06	12	42		S07	2	02		HORN IN
WHT/ORN	16	J06	13	42		S07	3	02		HORN
ORN/RED	14	J06	14	42	SA	J08	2	42		12V ACC
ORN/RED	14	J06	14	42	SA	S04	5	02	SD	ENGINE HATCH IN
BLK	14	J06	15	42	SB	J08	1	42		PANEL RET
BLK	14	J06	15	42	SB	R25	NEG	02	SG	PANEL RET
YEL	14	J08	8	42		P07	1	41		BLOWER
PUR	14	J08	9	42		P07	6	41		IGN
BRN/ORN	16	P07	2	41		S05	2	02		BILGE IN
BRN/RED	16	P07	3	41		S05	3	02		BILGE OUT
GRA/BLU	16	P07	4	41		S03	4	02		ANCHOR LT
BLU	16	P07	5	41		S03	3	02	SC	DASH LT
GRA/BRN	16	P07	7	41		S01	3	02		COCKPIT LT
RED/GRA	16	P07	8	41		S04	4	02	SE	ENGINE HATCH DOWN
RED/TAN	16	P07	9	41		S04	1	02	SF	ENGINE HATCH UP
RED/GRA	16	S04	4	02	SE	S04	3	02		ENGINE HATCH SW
RED/TAN	16	S04	1	02	SF	S04	6	02		ENGINE HATCH SW
ORN/RED	14	S04	5	02	SD	R25	POS	02		12V ACC
BLK	14	R25	NEG	02	SG	S06	7	02	SH	SW LT RET
BLK	14	S06	7	02	SH	S05	7	02	SI	SW LT RET
BLK	14	S05	7	02	SI	S04	2	02	SJ	SW LT RET
BLK	14	S04	2	02	SI	S03	7	02	SK	SW LT RET
BLK	14	S03	7	02	SK	S02	7	02	SL	SW LT RET
BLK	14	S02	7	02	SL	S01	7	02		SW LT RET



FOUR WINNS PARTS LIST

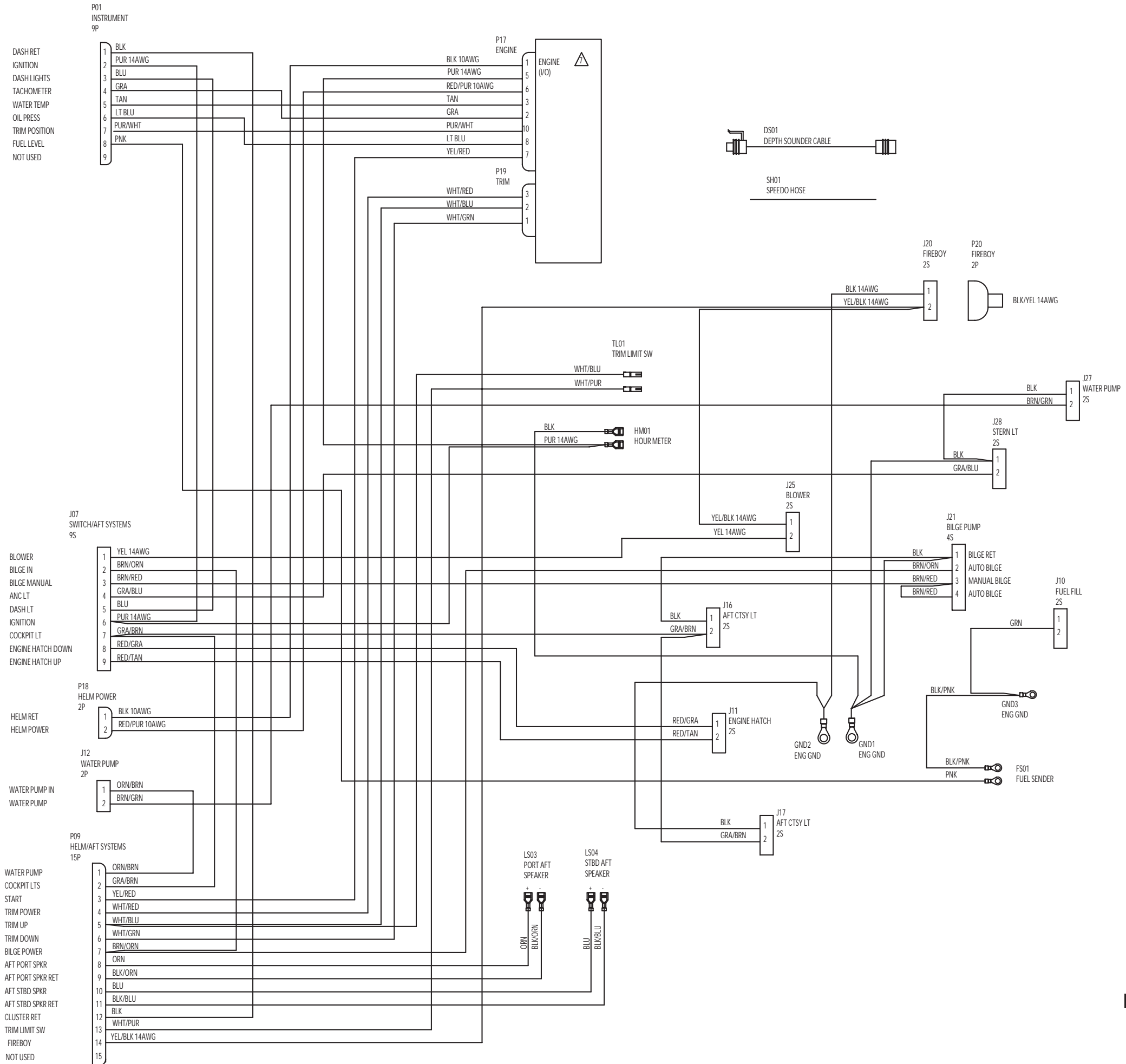
ITEM	PART NUMBER	QUANTITY	DESCRIPTION	FUNCTION	MANUFACTURER
	028-0177	5	TERM.FASTON,250,18-14	02	AMP
	028-0112	2	TERM.FASTON,110,18-14	27	AMP
	028-0390	22	PIN,UMNL,18-14	41	AMP
	028-0454	21	SOCKET,UMNL,18-14	42	AMP
	028-1248	2	TERM.FASTON,205,18-14	63	AMP
J01	028-0441	1	RECEPT,UMNL,2 CKT	CTSY LT	AMP
J02	028-0441	1	RECEPT,UMNL,2 CKT	CTSY LT	AMP
J03	028-0441	1	RECEPT,UMNL,2 CKT	STBD NAV LT	AMP
J04	028-0445	1	RECEPT,UMNL,12 CKT	RADIO	AMP
J05	028-0441	1	RECEPT,UMNL,2 CKT	PORT NAV LT	AMP
J07	028-0441	1	RECEPT,UMNL,2 CKT	STBD DOCKING LT	AMP
J08	028-0441	1	RECEPT,UMNL,2 CKT	PORT DOCKING LT	AMP
P04	028-0451	1	PLUG,UMNL,12,CKT	RADIO	AMP
P06	028-0447	1	PLUG,UMNL,2,CKT	HEAD LT	AMP
LS01		REF	SPEAKER	FWD STBD SPKR	
LS02		REF	SPEAKER	FWD PORT SPKR	
P17	028-0447	1	PLUG,UMNL,2 CKT	WATER PUMP	AMP
P08	028-0449	1	PLUG,UMNL,9 CKT	FWD SYSTEMS	AMP
S02	028-0457	REF	SWITCH,SPST,CONT III	DOCKING LTS SW	
S10	028-0457	REF	SWITCH,SPST,CONT III	WATER PUMP SW	
TB01		REF	HELM RET	HELM RET	

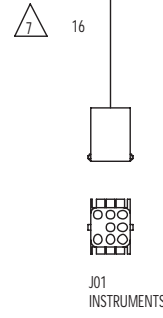
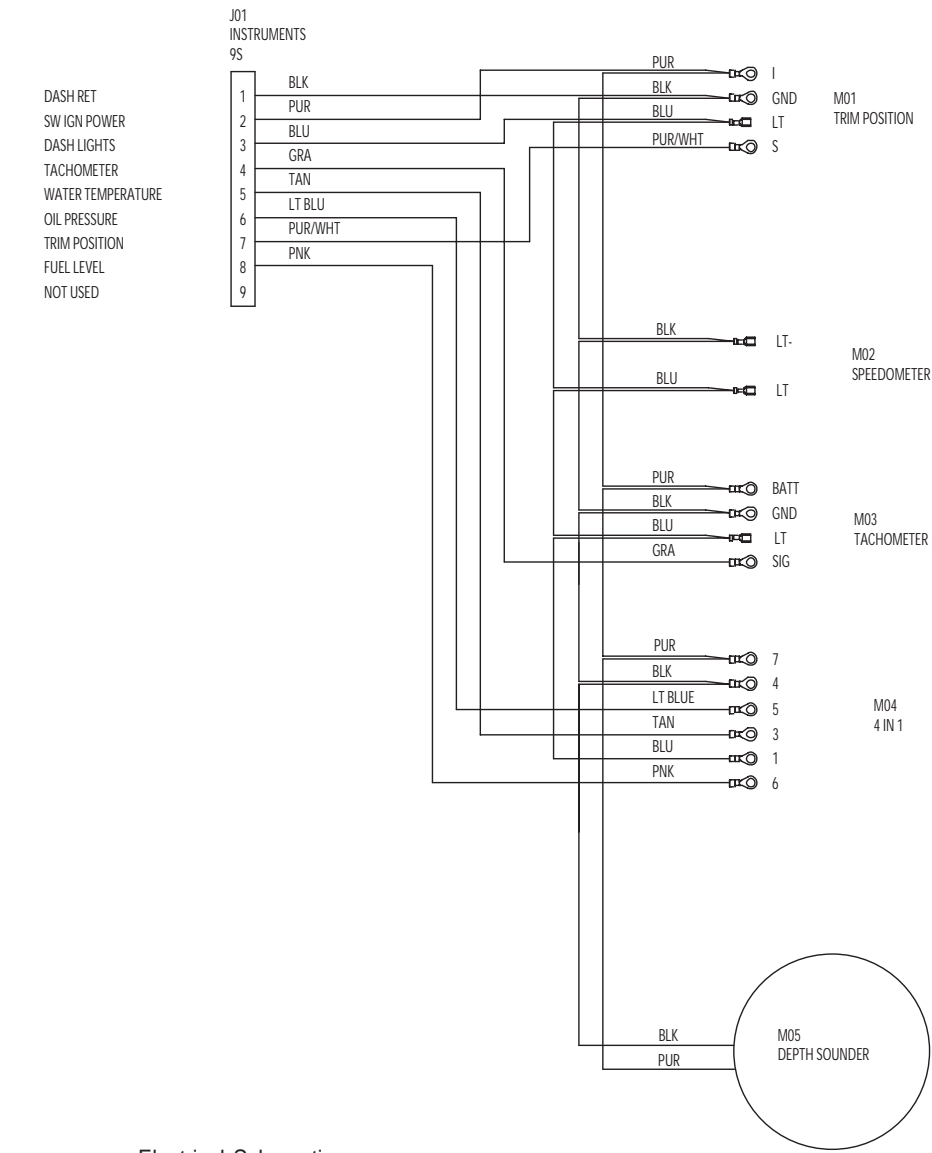
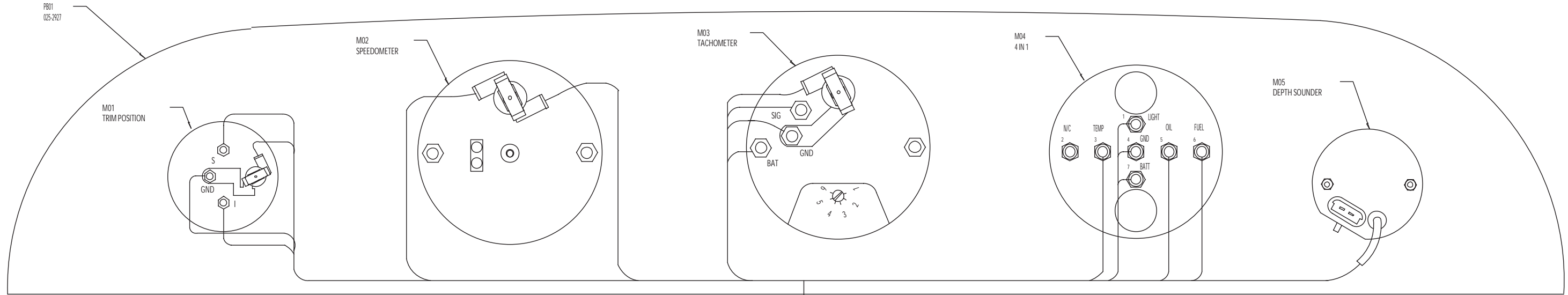
FOUR WINNS WIRE LIST

COLOR	GA	FIRST	PIN	TERM	NOTE	SECOND	PIN	TERM	NOTE	FUNCTION
GRN	16	P08	3	41	BB	LS01	+	63		FWD STBD SPKR
BLK/GRN	16	P08	4	41	BB	LS01	-	27		FWD STBD SPKR RET
GRA/GRN	16	P08	5	41		J03	2	42	SA	STBD NAV LT
GRA/BRN	16	P08	6	41		J01	2	42	SB	CTSY LT
BLK	16	P08	7	41		J03	1	42	SC	STBD NAV LT RET
BLU/RED	16	P08	8	41		P06	2	45		HEAD LT
BLK	16	P08	9	41		J01	1	42	SD	CTSY LT RET
BLK	16	J03	1	42	SC	J05	1	42		PORT NAV LT RET
GRA/BRN	16	J01	2	42	SB	J02	2	42		CTSY LT
BLK	16	J01	1	42	SD	J02	1	42	SE	CTSY LT RET
BLK	16	J02	1	42	SE	P06	1	45	SF	HEAD LT RET
BLK	16	P06	1	41	SF	S10	7	02		WATER PUMP SW RET
GRA/GRN	16	J03	2	42	SA	J05	2	42		PORT NAV LT
BLK	14	TB01	12	02		J07	1	42	SG	STBD DOCKING LT RET
BLK	14	J07	1	42	SG	J08	1	42		PORT DOCKING LT RET
GRA/LT BLU	14	S07	3	02		J07	2	42	SH	STBD DOCKING LT
GRA/LT BLU	14	J07	2	42	SH	J08	2	42		PORT DOCKING LT
ORN/BRN	16	P17	1	41		S10	2	02		WATER PUMP SW IN
BRN/GRN	16	P17	2	41		S10	3	02		WATER PUMP
BLK	16	J04	1	42		P04	1	41		RADIO RET
PUR/BLK	16	J04	2	42		P04	2	41		RADIO
ORN/GRN	16	J04	3	42		P04	3	41		RADIO MEMORY
ORN	16	J04	6	42		P04	6	41		AFT PORT SPKR
BLK/ORN	16	J04	7	42		P04	7	41		AFT PORT SPKR RET
GRN	16	J04	8	42		P04	8	41		FWD STBD SPKR
BLK/GRN	16	J04	9	42		P04	9	41		FWD STBD SPKR RET
BLU	16	J04	10	42		P04	10	41		AFT STBD SPKR
BLK/BLU	16	J04	11	42		P04	11	41		AFT STBD SPKR RET
RED	16	P04	4	41		LS02	+	63		FWD PORT SPKR
BLK/RED	16	P04	5	41		LS02	-	27		FWD PORT SPKR RET

2002
214/234 FUNSHIP
FORWARD SYSTEMS
HARNESS ASSEMBLY

Funship





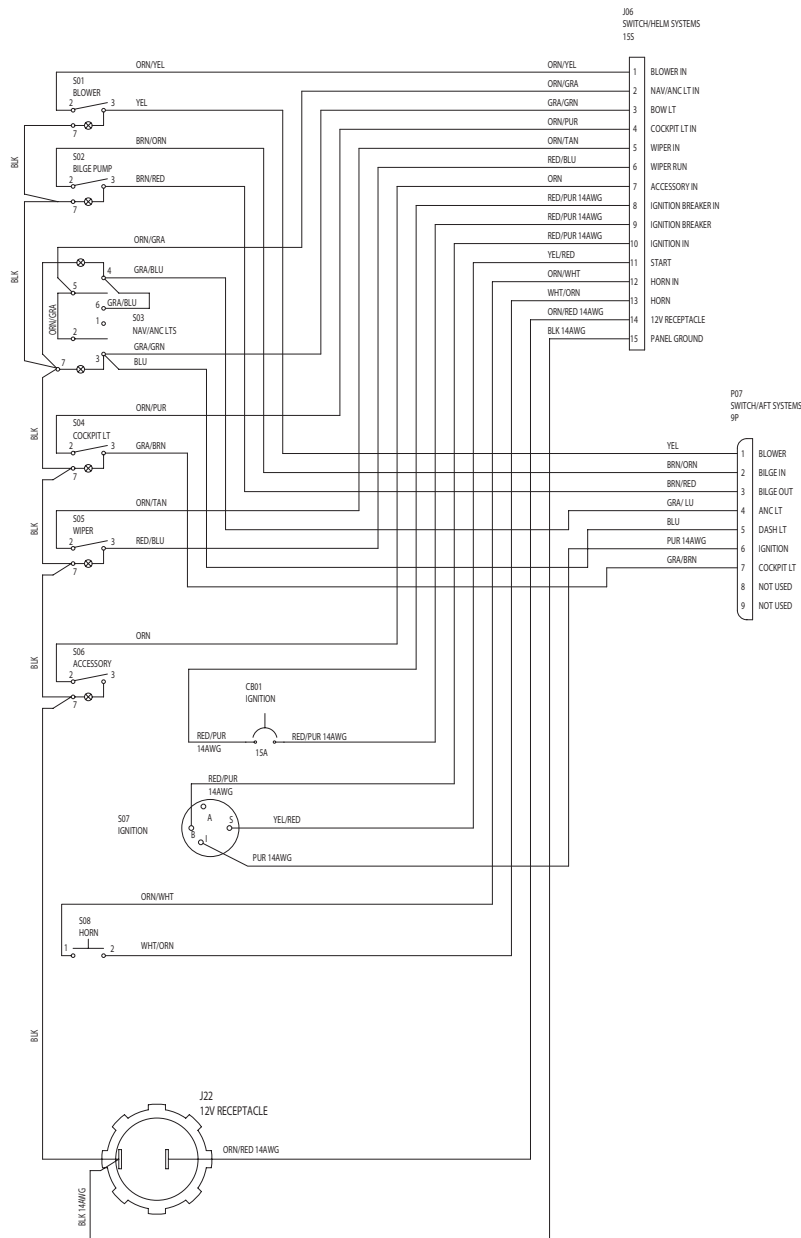
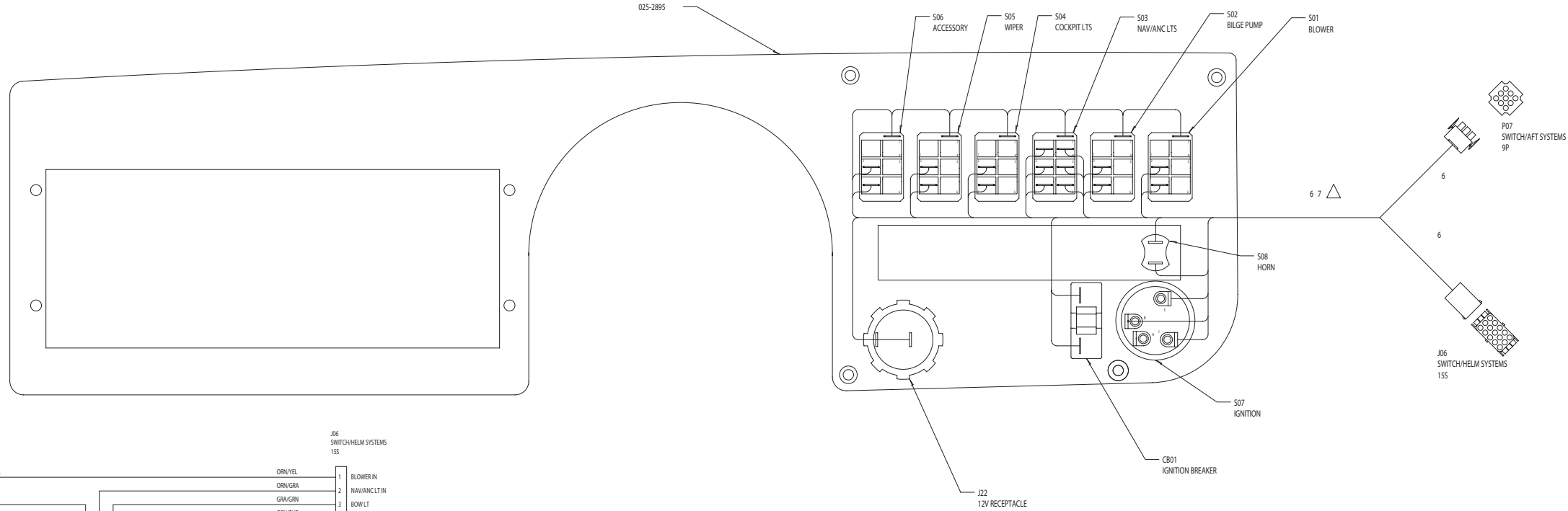
FOUR WINNS PARTS LIST

ITEM	PART NUMBER	QUANTITY	DESCRIPTION	FUNCTION	MANUFACTURER
	028-0177	4	RECEPTACLE,FASTON,250,16-14	02	AMP
	028-0189	13	TERMINAL,RING,PG.#8,16-14	08	AMP
	028-0390	2	PIN,UMNL,18-14	41	AMP
	028-0454	10	SOCKET,UMNL,18-14	42	AMP
PB01	025-2899	1	PANEL,BLANK,INSTR, BURL	-	-
J01	028-0443	1	PLUG, UMNL, 9 CKT	INSTRUMENTS	AMP
M01	024-0508	1	TRIM POSITION GAUGE	-	FARIA
M02	024-0501	1	SPEEDOMETER	-	FARIA
M03	024-0505	1	TACHOMETER	-	FARIA
M04	024-0503	1	4 IN 1	-	FARIA
M05	028-1748	1	DEPTH GAUGE	-	FARIA

FOUR WINNS WIRE LIST

COLOR	GA	FIRST	PIN	TERM	NOTE	SECOND	PIN	TERM	NOTE	FUNCTION
PUR	16	J01	2	42		M01	1	08	SA	TRIM GA POWER
PUR	16	M01	1	08	SA	M03	BAT	08	SB	TACH POWER
PUR	16	M03	BAT	08	SB	M04	7	08		4 IN 1 POWER
PUR	16	M04	7	08		M05	2	42		DEPTH POWER
BLK	16	J01	1	42	-	M01	GND	08	SG	TRIM GA GND
BLK	16	M01	GND	08	SG	M02	LT-	02	SH	SPEEDO LT GND
BLK	16	M02	LT-	02	SH	M03	GND	08	SI	TACHOMETER GND
BLK	16	M03	GND	08	SI	M04	4	08		4 IN 1 GND
BLK	16	M04	4	08		M05	1	42		DEPTH GAUGE GND
BLU	16	J01	3	42	-	M01	LT	02	SN	TRIM GA LIGHT
BLU	16	M01	LT	02	SN	M02	LT	02	SO	SPEEDO LT
BLU	16	M02	LT	02	SO	M03	LT	02	SP	TACHOMETER LT
BLU	16	M03	LT	02	SP	M04	LT	08		4 IN 1 LT
GRA	16	J01	4	42	-	M03	S	08		TACHOMETER SIGNAL
TAN	16	J01	5	42	-	M04	3	08		WATER TEMP SIGNAL
LT BLU	16	J01	6	42	-	M04	5	08		OIL PRESS SIGNAL
PUR/WHT	16	J01	7	42	-	M01	S	08		TRIM GA SIGNAL
PNK	16	J01	8	42	-	M04	6	08		FUEL GA SIGNAL

025-2895

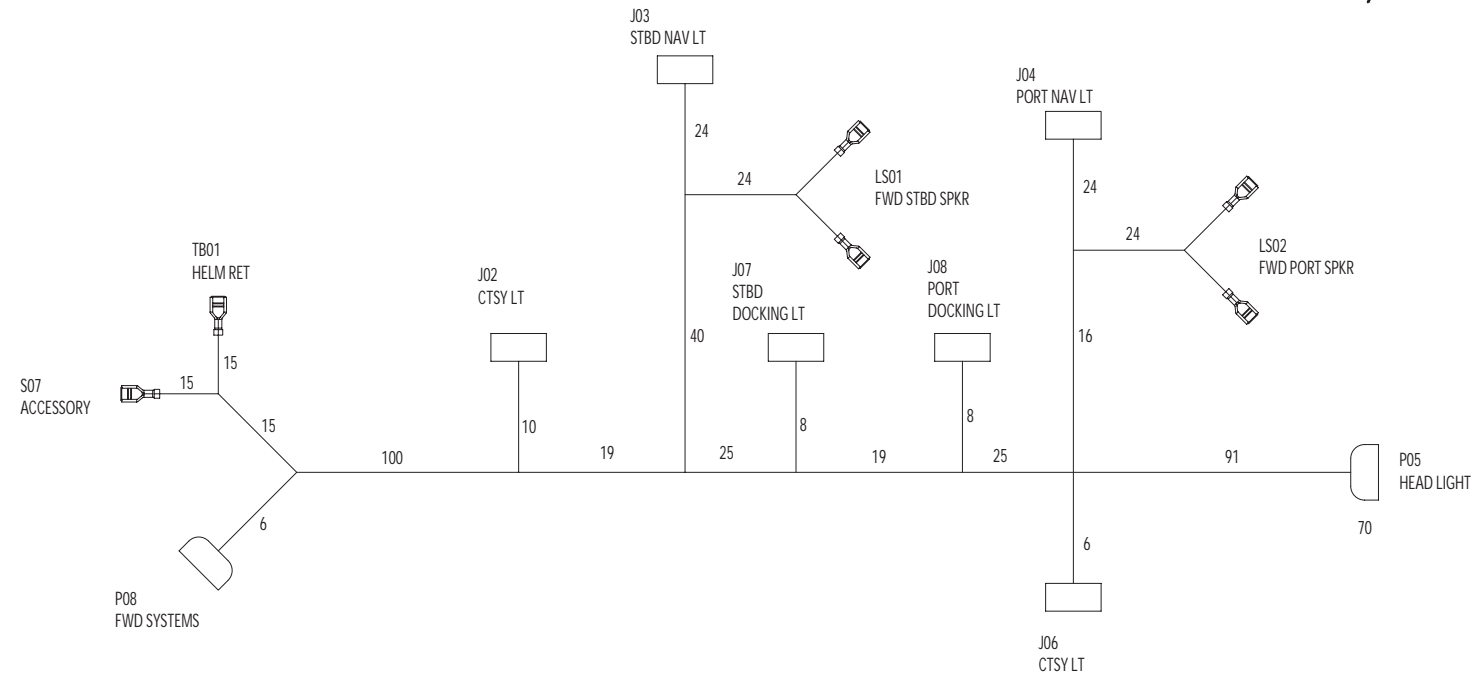


FOUR WINNS WIRE LIST

COLOR	GA	FIRST	PIN	TERM	NOTE	SECOND	PIN	TERM	NOTE	FUNCTION
ORN/YEL	16	S01	2	02		J06	1	42		BLOWER IN
YEL	16	S01	3	02		P07	1	41		BLOWER
BRN/ORN	16	S02	2	02		P07	2	41		BILGE IN
BRN/RED	16	S02	3	02		P07	3	41		BILGE
ORN/GRA	16	S03	5	02	SH	J06	2	42		NAV/ANC LT IN
ORN/GRA	16	S03	5	02	SH	S03	2	02		NAV/ANC LT JUMPER
GRA/BLU	16	S03	4	02	SI	P07	4	41		ANC LT
GRA/BLU	16	S03	4	02	SI	S03	6	02		ANC LT JUMPER
GRA/GRN	16	S03	3	02	SJ	J06	3	42		BOWL
BLU	16	S03	3	02	SJ	P07	5	41		DASH LT
ORN/PUR	16	S04	2	02		J06	4	42		COCKPIT LT IN
GRA/BRN	16	S04	3	02		P07	7	41		COCKPIT LT
ORN/TAN	16	S05	2	02		J06	5	42		WIPER IN
BLU	16	S05	3	02		J06	6	42		WIPER RUN
ORN	16	S06	2	02		J06	7	42		ACCESSORY IN
RED/PUR	14	CB01	LINE	02		J06	8	42		IGNITION BREAKER IN
RED/PUR	14	CB01	LOAD	02	SK	J06	9	42		IGNITION BREAKER
RED/PUR	14	S07	8	02		J06	10	42		IGNITION IN
YEL/RED	16	S07	5	02		J06	11	42		START
PUR	14	S07	1	02	SL	P07	6	41		IGNITION
ORN/WHT	16	S08	1	02		J06	12	42		HORN IN
WHT/ORN	16	S08	2	02		J06	13	42		HORN
ORN/RED	14	J22	+	02		J06	14	42		12V RECEPTACLE
BLK	16	S01	7	02		S02	7	02	SM	SWITCH LT RET
BLK	16	S02	7	02		S03	7	02	SA	SWITCH LT RET
BLK	16	S03	7	02		SA	7	02	SB	SWITCH LT RET
BLK	16	S04	7	02		SB	7	02	SC	SWITCH LT RET
BLK	16	S05	7	02		SC	7	02	SD	SWITCH LT RET
BLK	16	S06	7	02		SD	7	02	SE	SWITCH LT RET
BLK	16	S09	7	02		SE	7	02	SF	SET RET
BLK	16	S10	7	02		SF	7	02	SG	MODE RET
BLK	16	S10	7	02		J22	-	02		12V RECEPTACLE RET
BLK	14	J22	-	02		SG	J06	15	42	12V RECEPTACLE RET

FOUR WINNS PARTS LIST

ITEM	PART NUMBER	QUANTITY	DESCRIPTION	FUNCTION	MANUFACTURER
	028-0177	29	RECEPT,FASTON_250,18-14	02	AMP
	028-0390	7	PIN,UMNL,18-14	41	AMP
	028-0454	15	SOCKET,UMNL,18-14	42	AMP
	025-2895	1	PANEL,BLANK,IGN/SW		
	028-0519	2	SWITCH,BLANK,CONT III,BLK		CARL SW
	028-0467	1	CKT BRKR,15A		MP
	028-0446	1	RECEPT,UMNL,15 CKT		AMP
	028-1100	1	RECEPT,12V AFI#12VRCOEM		AFI
	028-0449	1	PLUG,UMNL,9 CKT		AMP
	028-0457	1	SWITCH,SPST,CONT III		SWITCH/AFT SYSTEMS
	028-0457	1	SWITCH,SPST,CONT III		BLOWER
	028-0504	1	SWITCH,DPDT,CONT III		NAV/ANC LTS
	028-0457	1	SWITCH,SPST,CONT III		CARL SW
	028-0457	1	SWITCH,SPST,CONT III		CARL SW
	028-0457	1	SWITCH,SPST,CONT III		CARL SW
	028-1286	1	SWITCH,IGNITION,JO		WIPER
	028-0186	1	SWITCH,SPST,MOMENTARY		ACCESSORY
					IGNITION
					GENERAL
					DELTA



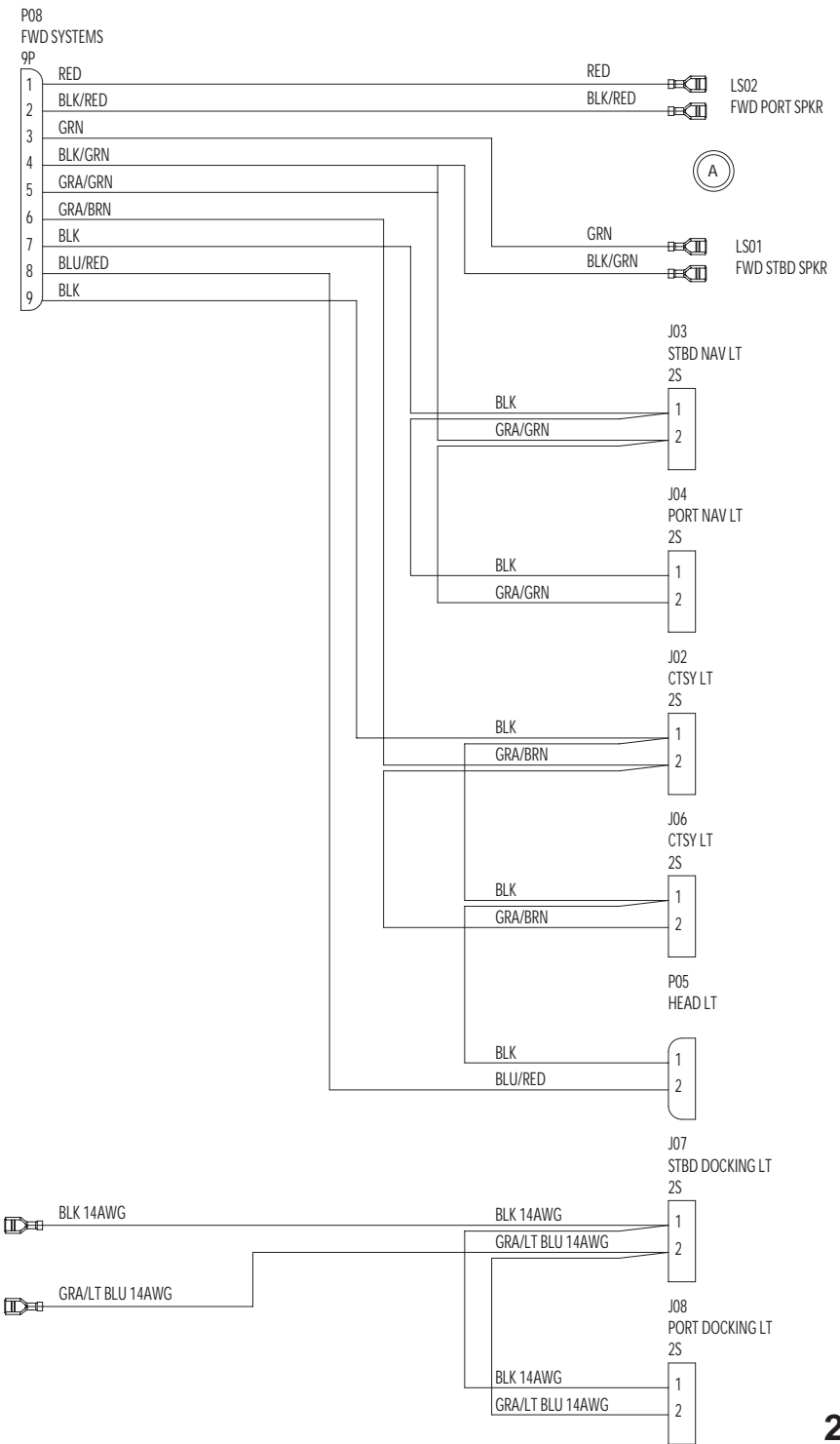
FWD PORT SPKR
 FWD PORT SPKR RETURN
 FWD STBD SPKR
 FWD STBD SPKR RETURN
 NAV LIGHT
 FWD COCKPIT LTS
 NAV LIGHT RET
 HEAD LIGHT
 CTSY LIGHT RET

FOUR WINNS PARTS LIST

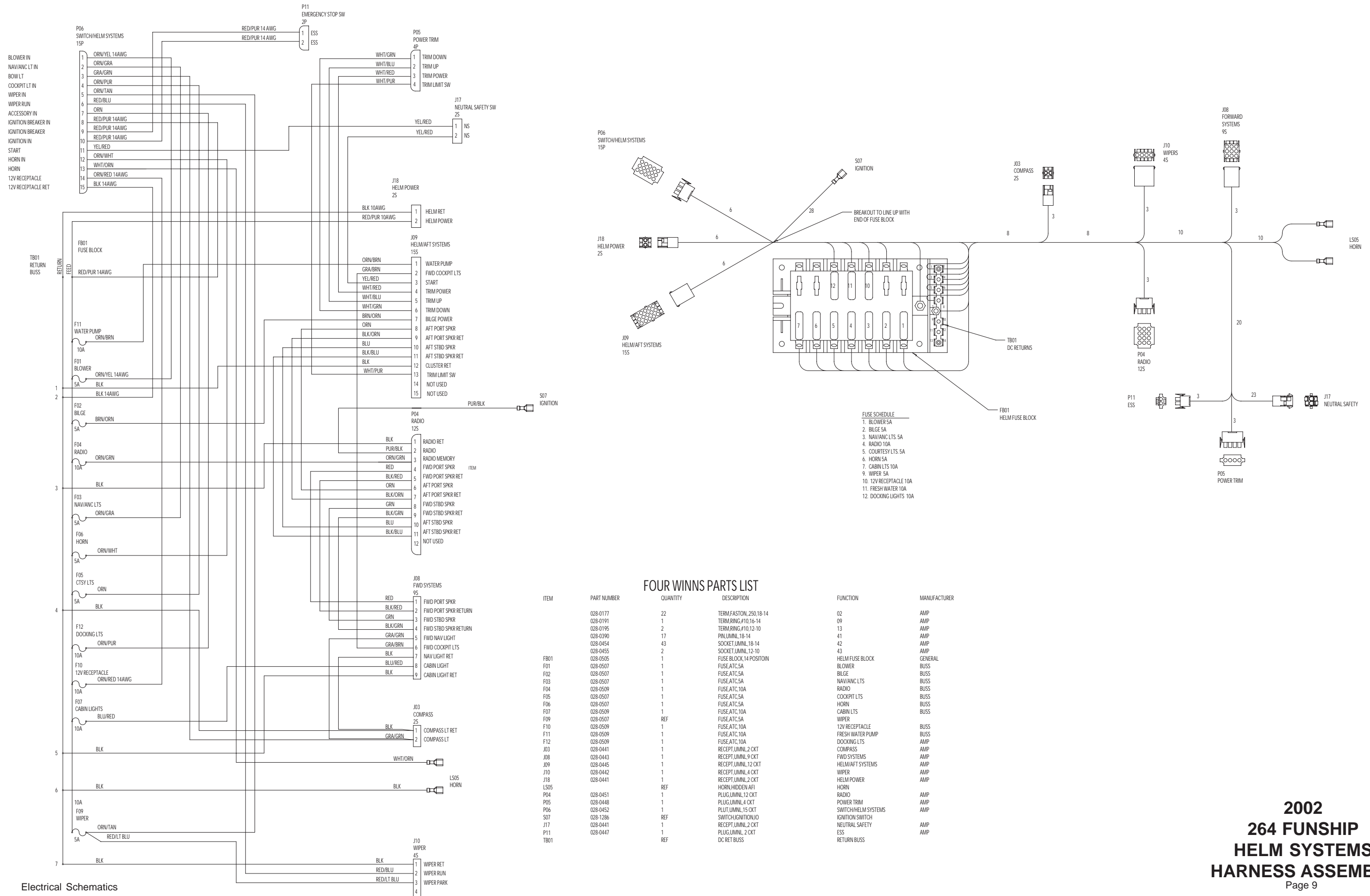
ITEM	PART NUMBER	QUANTITY	DESCRIPTION	FUNCTION	MANUFACTURER
	028-0177	2	TERM,FASTON,.250,18-14	02	AMP
	028-0112	2	TERM,FASTON,.110,18-14	27	AMP
	028-0390	9	PIN,UMNL,18-14	41	AMP
	028-0454	12	SOCKET,UMNL,18-14	42	AMP
	028-0159	2	SOCKET,CMNL,20-14	45	AMP
	028-1248	2	TERM,FASTON,.205,18-14	63	AMP
J02	028-0441	1	RECEPT,UMNL,2 CKT	CTS Y LT	AMP
J03	028-0441	1	RECEPT,UMNL,2 CKT	STBD NAV LT	AMP
J04	028-0441	1	RECEPT,UMNL,2 CKT	PORT NAV LT	AMP
J06	028-0441	1	RECEPT,UMNL,2 CKT	CTS Y LT	AMP
J07	028-0441	1	RECEPT,UMNL,2 CKT	STBD DOCKING LT	AMP
J08	028-0441	1	RECEPT,UMNL,2 CKT	PORT DOCKING LT	AMP
LS01		REF	SPEAKER	FWD STBD SPKR	
LS02		REF	SPEAKER	FWD PORT SPKR	
P05	028-0161	1	PLUG,CMNL,2 CKT	HEAD LT	AMP
P08	028-0449	1	PLUG,UMNL,9 CKT	FWD SYSTEMS	AMP
S07	028-0457	REF	SWITCH,SPST,CONT III	DOCKING LTS	
TB01		REF	HELM RET	HELM RET	

FOUR WINNS WIRE LIST

COLOR	GA	FIRST	PIN	TERM	NOTE	SECOND	PIN	TERM	NOTE	FUNCTION
RED	16	P08	1	41	BA	LS02	+	63		FWD PORT SPKR
BLK/RED	16	P08	2	41	BA	LS02	-	27		FWD PORT SPKR RET
GRN	16	P08	3	41	BB	LS01	+	63		FWD STBD SPKR
BLK/GRN	16	P08	4	41	BB	LS01	-	27		FWD STBD SPKR RET
GRA/GRN	16	P08	5	41		J03	2	42	SB	STBD NAV LT
GRA/BRN	16	P08	6	41		J02	2	42	SA	CTS Y LT
BLK	16	P08	7	41		J03	1	42	SC	STBD NAV LT RET
BLU/RED	16	P08	8	41		P05	2	45		HEAD LT
BLK	16	P08	9	41		J02	1	42	SD	CTS Y LT RET
BLK	16	J03	1	42	SC	J04	1	42		PORT NAV LT RET
GRA/GRN	16	J03	2	42	SB	J04	2	42		PORT NAV LT
BLK	16	J02	1	42	SD	J06	1	42	SE	CTS Y LT RET
BLK	16	J06	1	42	SE	P05	1	45		HEAD LT RET
GRA/BRN	16	J02	2	42	SA	J06	2	42		CTS Y LT
BLK	14	TB01	12	02		J07	1	42	SF	STBD DOCKING LT RET
BLK	14	J07	1	42	SF	J08	1	42		PORT DOCKING LT RET
GRA/LT BLU	14	S07	3	02		J07	2	42	SG	STBD DOCKING LT
GRA/LT BLU	14	J07	2	42	SG	J08	2	42		PORT DOCKING LT



2002
 264 FUNSHIP
 FORWARD SYSTEMS
 HARNESS ASSEMBLY



FOUR WINNS WIRE LIST

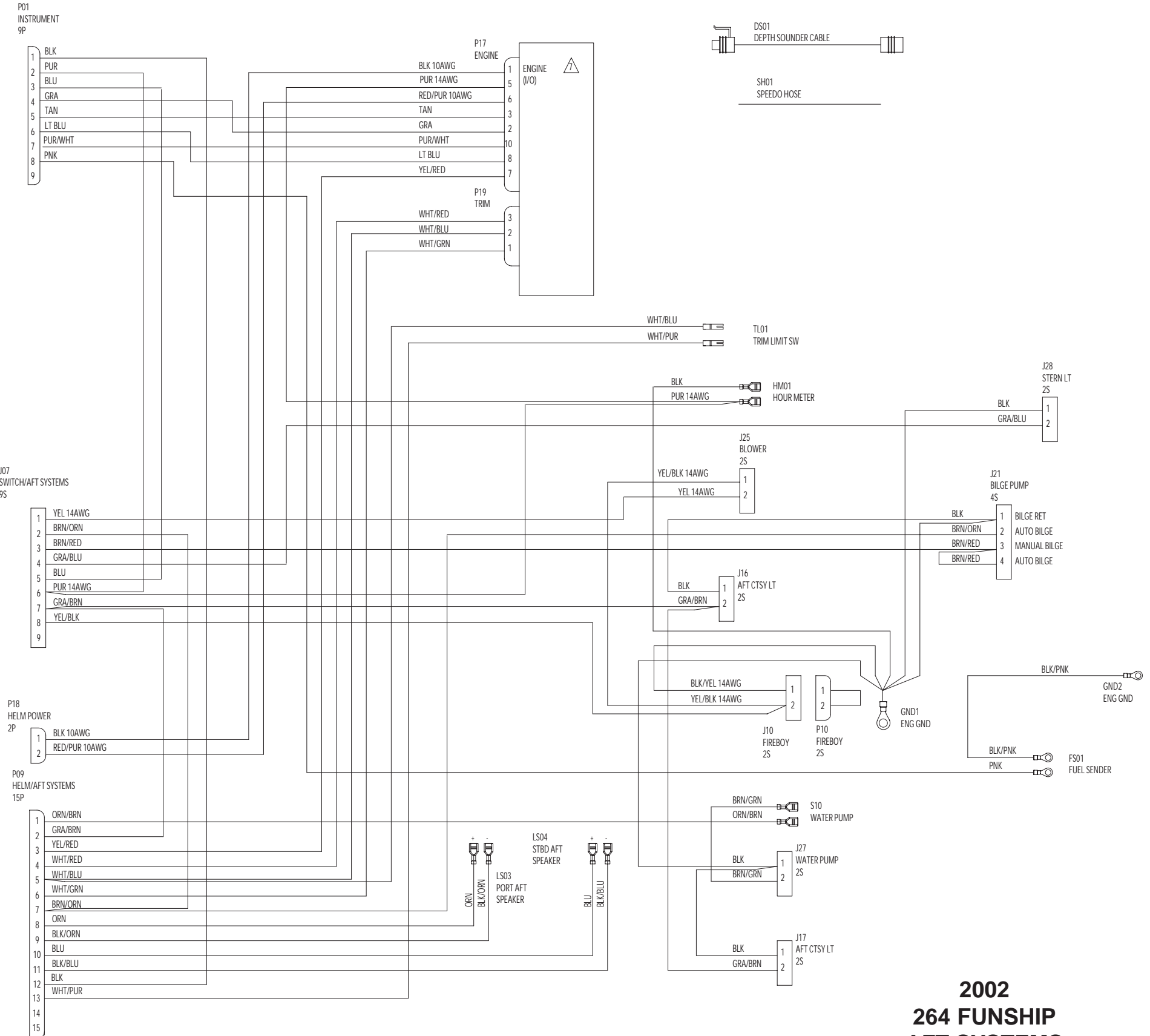
COLOR	GA	FIRST	PIN	TERM	NOTE	SECOND	PIN	TERM	NOTE	FUNCTION
BLK	16	P01	1	41		P09	12	41		DASH RET
PUR	14	P01	2	41		J07	6	42	SA	GROUND
BLU	16	P01	3	41		J07	5	42		INSTRUMENT LTS
GRA	16	P01	4	41		P17	2	41		TACH
TAN	16	P01	5	41		P17	3	41		WATER TEMP
LT BLU	16	P01	6	41		P17	8	41		OIL PRESS
PUR/WHT	16	P01	7	41		P17	10	41		TRIM POSITION
PNK	16	P01	8	41		FS01	+	09		FUEL LEVEL
YEL	14	J07	1	42		J25	2	42		BLOWER
BRN/ORN	16	J07	2	42		P09	7	41	SD	BILGE IN
BRN/RED	16	J07	3	42		J21	3	42	SG	BILGE MANUAL
GRA/BLU	16	J07	4	42		J28	2	42		ANC LT
PUR	14	J07	6	42		HM01	+	02	SE	HOUR METER
GRA/BRN	16	J07	7	42	SC	J16	2	42	SH	COCKPIT LT
GRA/BRN	16	J07	7	42	SC	P09	2	41		COCKPIT LT
BLK	10	P18	1	40		P17	1	51		HELM RET
RED/PUR	10	P18	2	40		P17	6	51		HELM POWER
ORN/BRN	16	P09	1	41		S10	2	02		WATER PUMP SWITCH
YEL/RED	16	P09	3	41		P17	7	51		START
WHT/RED	16	P09	4	41		P19	3	51		TRIM POWER
WHT/BLU	16	P09	5	41	SK	P19	2	51		TRIM UP
WHT/BLU	16	P09	5	41	SK	TL01	-	46		TRIM LIMIT SW
WHT/GRN	16	P09	6	41		P19	1	51		TRIM DOWN
BRN/ORN	16	P09	7	41	SD	J21	2	42		BILGE AUTO
ORN	16	P09	8	41		LS03	+	63		AFT PORT SPKR
BLK/ORN	16	P09	9	41		LS03	-	27		AFT PORT SPKR RET
BLU	16	P09	10	41		LS04	+	63		AFT STBD SPKR
BLK/BLU	16	P09	11	41		LS04	-	27		AFT STBD SPKR RET
WHT/PUR	16	P09	13	41		TL01	-	46		TRIM LIMIT SW
PUR	14	HM01	+	02	SE	P17	5	51		IGNITION
BLK/YEL	14	J10	1	42		GND1	-	15	SI	BLOWER RET
BLK	16	HM01	-	02		GND1	-	15	SI	HOUR METER RET
BLK	16	J28	1	42		GND1	-	15	SI	STERN LT RET
BLK	16	J16	1	42		J21	1	42	SF	AFT CTSY LT RET
BLK	16	J21	1	42	SF	GND1	-	15	SI	BILGE RET
BRN/RED	16	J21	3	42	SG	J21	4	42		AUTO BILGE JUMPER
GRA/BRN	16	J16	2	42	SH	J17	2	42		AFT CTSY LT
BLK/PNK	16	FS01	-	22		GND2	-	11		FUEL SENDER RET
BRN/GRN	16	S10	3	02		J27	2	42		WATER PUMP
BLK	16	J27	1	42	SJ	J17	1	42	SI	AFT CTSY LT RET
BLK	16	J27	1	42	SJ	GND1	-	15		WATER PUMP RET
YEL/BLK	14	J07	8	42		J10	2	42	SL	FIREBOY
YEL/BLK	14	J10	2	42	SL	J25	1	42		BLOWER RET

DASH RET
IGNITION
DASH LIGHTS
TACHOMETER
WATER TEMP
OIL PRESS
TRIM POSITION
FUEL LEVEL
NOT USED

BLOWER
BILGE IN
BILGE MANUAL
ANC LT
DASH LT
IGNITION
COCKPIT LT
FIREBOY
NOT USED

HELM RET
HELM POWER

WATER PUMP
COCKPIT LTS
START
TRIM POWER
TRIM UP
TRIM DOWN
BILGE POWER
AFT PORT SPKR
AFT PORT SPKR RET
AFT STBD SPKR
AFT STBD SPKR RET
CLUSTER RET
TRIM LIMIT SW
NOT USED
NOT USED

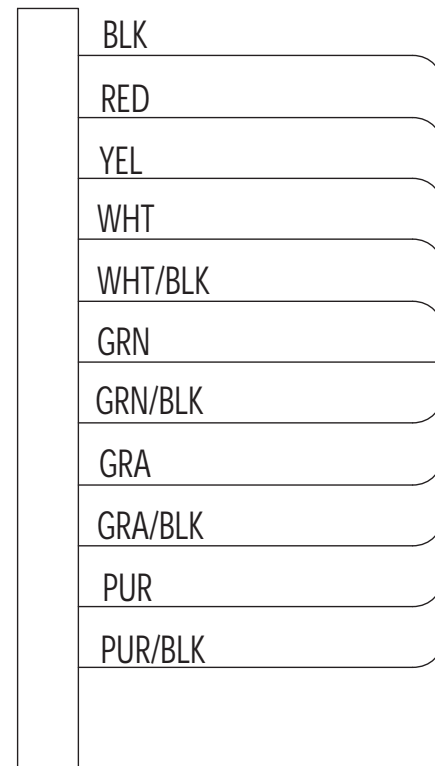


FOUR WINNS PARTS LIST

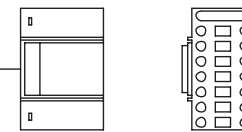
ITEM	PART NUMBER	QUANTITY	DESCRIPTION	FUNCTION	MANUFACTURER
	028-0390	3	PIN,UMNL,18-14	41	AMP
	028-1036	8	PIN,UMNL,24-18	57	AMP
J04	028-0448	1	RECEPT,UMNL,12 CKT	STEREO ADAPTOR	AMP
S01	027-1823	1	SONY STEREO HARNESS	SONY STEREO	SONY

J04
STEREO
12P

- STEREO RET 1
- STEREO 2
- STEREO MEMORY 3
- LEFT FRONT SPKR 4
- LEFT FRONT SPKR RET 5
- LEFT REAR SPKR 6
- LEFT REAR SPKR RET 7
- RIGHT FRONT SPKR 8
- RIGHT FRONT SPKR RET 9
- RIGHT REAR SPKR 10
- RIGHT REAR SPKR RET 11
- NOT USED 12



S01
SONY STEREO HARNESS



FOUR WINNS WIRE LIST

COLOR	GA	FIRST	PIN	TERM	NOTE	SECOND	PIN	TERM	NOTE	FUNCTION
BLK	16	KW1		51		J04	1	41		STEREO RET
RED	16	KW1		51		J04	2	41		STEREO
YEL	16	KW1		51		J04	3	41		STEREO MEMORY
WHT	20	KW1		51		J04	4	57		LEFT FRONT SPKR
WHT/BLK	20	KW1		51		J04	5	57		LEFT FRONT SPKR RET
GRN	20	KW1		51		J04	6	57		LEFT REAR SPKR
GRN/BLK	20	KW1		51		J04	7	57		LEFT REAR SPKR RET
GRA	20	KW1		51		J04	8	57		RIGHT FRONT SPKR
GRA/BLK	20	KW1		51		J04	9	57		RIGHT FRONT SPKR RET
PUR	20	KW1		51		J04	10	57		RIGHT REAR SPKR
PUR/BLK	20	KW1		51		J04	11	57		RIGHT REAR SPKR RET



FOUR WINNS[®]

Part # 090-2692

FOUR WINNS L.L.C.