

Passion for Water 2009



SPORT BOATS & SPORT CRUISERS



FOUR WINNS

TABLE OF CONTENTS

www.fourwinns.com

WHY FOUR WINNS®	1-5
H SERIES	6-29
SL SERIES	30-39
F SERIES	40-49
S SERIES	50-51
V SERIES	52-57
STANDARDS/OPTIONS	58-71
PERFORMANCE	72-73
TRAILERS	74-75
CANVAS	76-77
POPULAR OPTIONS	78-79
WARRANTY	80

Passion for Water

Pasión por el Agua La passion de la Mer Leidenschaft fuer das Wasser Passione per l'Acqua





Water.

IT TRANSFORMS US. IT CONNECTS US. IT INSPIRES US. THERE ARE INFINITE WAYS IN WHICH TO ENJOY THE WATER, BUT PERHAPS NONE QUITE SO LIBERATING AS BOATING. FOUR WINNS UNDERSTANDS YOUR PASSION FOR BOATING, AND THE FUN AND FREEDOM IT REPRESENTS. THAT'S WHY EACH BOAT IN OUR LINE HAS BEEN THOUGHTFULLY DESIGNED AND METICULOUSLY MANUFACTURED TO FULFILL YOUR DEEPEST NEED – THE NEED FOR THE BOUNDLESS, INFINITE POSSIBILITIES OF WATER.

Agua. Nos transforma. Nos conecta. Nos inspira. Hay infinitas formas en como disfrutar el agua, pero tal vez no tan libre y excitante como la navegación. Four Winns entiende lo divertido y libre que la navegación representa. Eso es porque cada bote en nuestra línea ha sido atentamente diseñado y meticulosamente fabricado para realizar sus más profundas necesidades – la necesidad por infinitas posibilidades del agua.

L'acqua. Ci trasforma. Ci connette. Ci ispira. Ci sono infiniti modi tramite i quali goderci l'acqua, ma forse nessuno liberatorio ed esilarante come la barca. Four Winns comprende il divertimento e la libertà che la barca rappresenta. Questo è il motivo per cui ogni imbarcazione della nostra gamma è stata meticolosamente progettata e costruita per far fronte ad ogni necessità più profonda – al bisogno di infinito, ad infinite possibilità d'acqua.

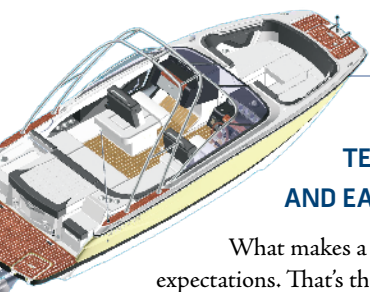
L'eau. Elle nous transforme. Elle nous rapproche. Elle nous inspire. Il existe une infinité de façons de profiter de l'eau et naviguer en est certainement la plus libératrice, la plus enivrante et la plus tonifiante. Four Winns a compris depuis longtemps ce plaisir et cette liberté. Voilà pourquoi chaque bateau est méticuleusement conçu et soigneusement construit, afin d'accomplir vos rêves et vos désirs les plus variés: la recherche de l'espace et de l'infinité de l'eau.

Wasser. Es verwandelt uns. Es verbindet uns. Es gibt unendlich viele Wege das Wasser zu genießen, jedoch ist keiner so befreiend und berausend wie das Bootfahren. Four Winns versteht etwas von dem Spass und der Freiheit, die das Bootfahren darstellt. Jedes Boot aus unserer Produktionslinie wurde sehr gedankenvoll gestaltet und produziert um Ihren Bedürfnissen gerecht zu werden – dem Bedürfnis nach Grenzlosigkeit und uneingeschränkten Möglichkeiten des Wassers.



Why Four Winns?

THERE IS ONE BOAT COMPANY THAT STANDS HEAD AND SHOULDERS ABOVE THE REST WHEN IT COMES TO DELIVERING A MORE COMPLETE, AND COMPLETELY ENJOYABLE, BOATING PACKAGE. THE FOUR WINNS LEGACY IS ONE OF GIVING BOATERS A LITTLE MORE OF EVERYTHING THEY NEED TO HAVE FUN, RELAX, AND GET THE MOST OF THEIR INVESTMENT IN BOATING. HERE ARE JUST A FEW OF THE MANY THINGS THAT MAKE A FOUR WINNS SUCH AN OUTSTANDING CHOICE:



ADVANCED ENGINEERING TECHNOLOGY PUTS COMFORT AND EASE WITHIN REACH OF BOATERS

What makes a good idea great? When it exceeds your expectations. That's the type of innovation that Four Winns has become known for – ideas so fresh and exciting that most of us haven't even imagined them yet. But when we see them? It's love at first sight. Consider, for example, the stunning new SL series, which utilizes Cross Stream architecture. These superb new models incorporate many totally new concepts, each of which was carefully engineered to ensure its practicality. The result, we think you'll agree, is something you can be totally at ease buying.

FOUR WINNS AND CUSTOMER SATISFACTION: TAKING A BOW, AGAIN AND AGAIN

Four Winns has been recognized by the National Marine Manufacturers Association for its outstanding customer satisfaction in multiple categories: Deckboats, Stern Drive Bowrider Boats and Stern Drive Cuddy and Express Boats. An excellent product, backed by a phenomenal network of Professional Marine Retailers, makes it possible.



SMART HELMS FOR SMART BOAT BUYERS

This is the command center for your boat, which is why Four Winns puts so much thought into every detail. From the high-tech (iPOD/MP3 port, SIRIUS satellite stereo system, and more) to the traditional (compass and genuine wood trim), a Four Winns helm puts everything you need within reach.



DEPTH SOUNDER WITH AIR AND WATER TEMPERATURE READINGS LETS YOU MONITOR CONDITIONS.

HAND-STITCHED SHROUD

GENUINE WOOD TRIM

FOG-FREE LENSES

IPOD/MP3 12 VDC PORT

SEALED HARNESS CONNECTIONS

TASK-APPROPRIATE GAUGES

PREMIUM STEERING WHEEL



SMALL DETAILS ADD UP TO A BIG DIFFERENCE IN BOATER SATISFACTION

Although you get a slightly different mix of standard features on every Four Winns, every model we build has one thing in common: Uncommon attention to detail. From magnetic windshield clasps to premium vinyl, from snap-in carpet over a fiberglass liner to our world-renowned swim ladder, Four Winns sweats the details, so you don't have to.


THE ANGLE OF THE RISE IN THE BOAT'S HULL CREATES A SMOOTH RIDE.

THE UNIQUE SHAPE OF THE CHINES GIVES THE BOAT A LARGE, STABLE FOOTPRINT.



MAKE EVERY RIDE A JOY RIDE WITH A STABLE-VEE HULL

Many, many boat companies have attempted to replicate the legendary running surface of a Four Winns. But those companies simply don't have the patented Stable-Vee difference. Stable-Vee is a Four Winns invention, and it makes the boat corner confidently, plane quickly, and remain stable while at rest.



A STEPPED RUNNING SURFACE REDUCES THE FRICTION/DRAW WHILE UNDERWAY.

"AFTER PODS" HELP THE BOAT PLANE MORE QUICKLY, LIKE A SET OF TRIM TABS.

THE LATEST THING: STABLE-VEE SPLIT CHINE



The SL series just wouldn't have been complete without its own version of the Four Winns exclusive running surface. But even Four Winns engineers are thrilled with its smooth handling, minimal bow rise, and sport-friendly wake. You'll love it, too.



WE HEAR YOU! TURN ON THE TUNES! SIRIUS

Boating is a whole lot more fun when you have the right music – and you will, thanks to a free 6-month SIRIUS satellite entertainment subscription.*

US/CANADA ONLY. ACTIVATION REQUIRED. AVAILABILITY VARIES BY MODEL.



PLAY YOUR WAY ON THE WATER

Bring your music with you wherever you go! Remote controls, player ports, stereo upgrades and more mean your Four Winns boat is ready to play it your way.



SONY



GET A LOAD OF THIS

Let's face it: Once you're out on the water, you never want to leave. Four Winns gives you plenty of storage on board – so you can stay just a little bit longer.



LOOK FOR OUR NEW 2009 TOW SPORTS CATALOG.

First one on the water, and last one off? We get it. It's for people like you that we designed a new line of tow sports boats, complete with towers, arches, swim platform mats, killer sound systems, and more. You'll find a great price and awesome value on a Four Winns boat, plus you'll love the bigger, easier-to-control wake and your ability to get a smooth ride, even in choppy water!

For additional information, ask your Four Winns Dealer for a copy of our *Wake Up* brochure.



THE FAT SAC BALLAST SYSTEM IN THE SL 222 ADDS UP TO 1400 POUNDS OF ADDITIONAL WEIGHT-ENHANCING WAKE PERFORMANCE. SUPER-EFFICIENT PUMPS ADD OR DRAIN WEIGHT QUICKLY TO ONE, TWO, OR ALL THREE INDEPENDENT SACS – CUSTOMIZE THE WEIGHT TO FIT YOUR WAVE PREFERENCES! IT'S AWESOME – **WAKE UP!**



STERN DRIVE: A BETTER WAY TO **WAKE UP!**

If you've ever been told that a v-drive is the only way to go for "serious" sports, think again. Stern drive boats like Four Winns offer BIG advantages:



FOUR WINNS STABLE-VEE/STERN DRIVE ADVANTAGES

BETTER FUEL ECONOMY

MORE VERSATILE; ENABLES YOU TO BOAT IN A GREATER VARIETY OF CONDITIONS

MINIMAL BOW RISE IMPROVES VISIBILITY WHILE PLANING

SHALLOW DRAFT WHEN DRIVE IS RAISED AFFORDS ACCESS TO MORE AREAS

CAN BE STEERED IN REVERSE; MORE MANEUVERABLE AT SLOW SPEEDS

MORE SPACIOUS AND COMFORTABLE SEATING

BIGGER WAKE – WAKE SIZE IS ADJUSTABLE WITH DRIVE TRIM

GREAT SPEED CONTROL AND TRACKING

For additional advantages, visit our website at www.fourwinns.com.





CLASSIC NAVY



TRUE RED



JET BLACK



DRIFTWOOD TAN



PASTEL YELLOW
NEW FOR 2009



PASTEL BLUE
NEW FOR 2009

CUSTOMIZE YOUR FOUR WINNS WITH PREMIUM GEL COAT, GRAPHICS AND MORE

Customize your Four Winns by choosing from six premium gel scheme colors (above), two-tone, tri-tone, Classic Color Band or solid hull, plus accent stripes (below) and graphics packages to show your unique style. Express yourself and you can be assured that your Four Winns will be among the most beautiful boats on the water. Be prepared for compliments.



JET BLACK

CLASSIC NAVY

TRUE RED

DRIFTWOOD TAN

COPPER (N/A ON SL)

SILVER (N/A ON SL)

PASTEL BLUE (SL ONLY)

PASTEL YELLOW (SL ONLY)

WORTH LOOKING AT

With the addition of the Frenzy edition graphics package for H and F series models, and Art Series graphics for the SL, there are more ways than ever to customize your Four Winns boat.



www.fourwinns.com CREATE YOUR OWN LOOK AT FOURWINNS.COM BY USING THE BUILD-A-BOAT TOOL WHERE YOU CAN PREVIEW COLOR, GRAPHICS, OPTIONS AND MORE.



If you want a boat that performs well in a variety of conditions...if you want a boat that will accommodate a growing family, or a growing group of friends, you want an H series bowrider sport boat.

Si usted quiere un bote que se desempeñe bien en una variedad de condiciones...si usted quiere un bote que se va a acomodar al crecimiento de su familia o el crecimiento de su grupo de amigos, usted quiere un bote Bowrider Sport de la serie H.

Vous recherchez un bateau polyvalent dans toutes les conditions...qui puisse accueillir une grande famille ou un large groupe d'amis; alors les bow riders de la gamme H sont faits pour vous.

Se Vuoi un'imbarcazione con importanti prestazioni, che abbia un'ottima navigabilità nelle più svariate condizioni...se Vuoi un'imbarcazione che possa ospitare una famiglia numerosa, o un gruppo di amici, devi avere una bowrider sport boat della serie H.

Wenn Sie ein Boot wollen, welches unter verschiedenen Konditionen sein bestes Auftreten zeigt...ein Boot, das eine Familie oder eine Gruppe von Freunden unterbringen kann, dann wollen Sie ein Bowrider Sport Boot der "H" Serie.



H SERIES EXTRA-VALUE STANDARD FEATURES

OUR STANDARDS ARE DESIGNED TO EXCEED YOURS, WHICH IS WHY YOU'LL FIND SO MUCH INCLUDED IN THE BASE PRICE OF EVERY FOUR WINNS. FOR DETAILED STANDARD FEATURES/OPTIONS LISTS, SEE PAGES 58-70

- Aft deck storage (220/240/260)
- Anchor locker w/hidden ladder (210 & up)
- AquaFlex™ vinyl, color-matched
- Assist handles, stainless steel
- Beverage holders, stainless steel
- Bow scuff plate (220 & up)
- Canvas, bimini top (200 & up)
- Cleats, pull-up (190 & up)
- Cockpit carpet, snap-in
- Cockpit refreshment center (240 & up)
- ComfortRide™ bucket seat
- Compass (220 & up)
- Cooler(s)
- Courtesy lights, cockpit, blue
- Depth sounder with air & water temperature (190 & up)
- Fiberglass liner
- Helm w/top-stitch detailing, Faria fog-resistant gauges and stainless steel push-button switches (200 & up)
- Hour meter in tachometer (190 & up)
- In-floor locker
- iPod/MP3 port with storage
- Ladder, angled, deep-reach w/wide-step pads
- Porta-potti (240 & 260)
- Premium gel coat in six color choices
- Rub rail, rigid white vinyl w/stainless steel or chrome-look insert
- Shower, aft, freshwater (240 & up)
- SIRIUS satellite entertainment (U.S. and Canada only)
- Sony® AM/FM/CD player
- Sony® speakers
- Stable-Vee® hull
- Steering wheel, deluxe, tilt
- Subwoofer (180-203)
- Sure-Load™ custom-matched trailer (180-260)
- Walk-thru doors (220 & up)
- Walk-over transom (220 & up)
- Windshield, magnetic closure (220 and up)
- Winning Edge Owner Protection Plan



H180 *Select Extra Value Features*

- ASSIST HANDLES, STAINLESS STEEL
- FIBERGLASS LINER
- HI-LOW POSITIONING JUMPSEATS W/REVERSIBLE STEP SURFACE
- PREMIUM GEL COAT
- SNAP-IN CARPET
- SUBWOOFER
- SURE-LOAD™ CUSTOM-MATCHED TRAILER



STANDARD SEATING



SUNSPORT SEATING



LOA	BEAM	DEADRISE	DRAFT – DRIVE DOWN	FUEL CAPACITY	MAX. CAPACITY	APPROX. BOAT & ENGINE WEIGHT	TRAILER WEIGHT
17'5" / 5.33 M	77" / 2.34 M	21°	34" / 86 CM	24 GAL / 91 L	1150 LBS / 522 KG	2235 TO 2400 LBS / 1010 TO 1090 KG	894 LBS / 406 KG





H190 *Select Extra Value Features*

- DEPTH SOUNDER W/WATER & AIR TEMPERATURE
- FIBERGLASS LINER
- HI-LOW POSITIONING JUMPSEATS W/REVERSIBLE STEP SURFACE
- PREMIUM GEL COAT
- SNAP-IN CARPET
- SUBWOOFER
- SURE-LOAD™ CUSTOM-MATCHED TRAILER
- TACHOMETER W/HOUR METER



STANDARD SEATING



SUNSPORT SEATING



LOA	BEAM	DEADRISE	DRAFT – DRIVE DOWN	FUEL CAPACITY	MAX. CAPACITY	APPROX. BOAT & ENGINE WEIGHT	TRAILER WEIGHT
18'6" / 5.64 M	7'11" / 2.41 M	19°	31" / 79 CM	34 GAL / 129 L	1300 LBS / 590 KG	2610 TO 2650 LBS / 1180 TO 1200 KG	1025 LBS / 465 KG



 *Passion for Water*



**VOLVO
PENTA**

H183 H203

H183/203 Select Extra Value Features

- DEPTH SOUNDER INCLUDED IN FISH FINDER
- LIVEWELL AND TIMER
- PREMIUM GEL COAT
- SNAP-IN CARPET
- SUBWOOFER
- SURE-LOAD™ CUSTOM-MATCHED TRAILER
- TROLLING MOTOR



H183 FISH & SKI



H203 FISH & SKI



LOA	BEAM	DEADRISE	DRAFT – DRIVE DOWN	FUEL CAPACITY	MAX. CAPACITY	APPROX. BOAT & ENGINE WEIGHT	TRAILER WEIGHT
17'5" / 5.33 M	77" / 2.34 M	21°	34" / 86 CM	24 GAL / 91 L	1150 LBS / 522 KG	2410 TO 2575 LBS / 1090 TO 1170 KG	894 LBS / 406 KG
19'6" / 5.95 M	8'5" / 2.57 M	19°	32" / 81 CM	42 GAL / 159 L	1600 LBS / 726 KG	3000 TO 3150 LBS / 1360 TO 1430 KG	1029 LBS / 464 KG



 *Passion for Water*

SS SERIES



MERCURY
MerCruiser

SS SERIES *A Signature Statement*

THE SS SERIES FEATURES AN EXCITING LOOK AND FEEL THAT SHOWCASES YOUR STYLE AND PERSONALITY: SEXY GRAPHICS AND HOT COLORS, STAINLESS STEEL ACCENTS, A COLOR-MATCHED HELM AND THROATY THRU-HULL EXHAUST. YOU'LL LOVE THE LOW PROFILE WINDSHIELD WITH STAINLESS STEEL HEADER AND THE DOCKING LIGHTS, PLUS SO MUCH MORE! THE SIGNATURE SERIES HAS YOUR NAME WRITTEN ALL OVER IT.





Passion for Water

FRENZY

FOUR WINNS FRENZY EDITION



**VOLVO
PENTA**

FRENZY SERIES *Whirlwind Sizzle*

THE FRENZY GRAPHICS PACKAGE IS A BOW TO STERN SPIN ON STYLE THAT INCLUDES GEL COAT AND GRAPHICS IN EXCITING COLORS, RACY SCULPTED CARPET, EXCLUSIVE VINYL SEW PATTERNS IN THE COCKPIT AND A COLOR-MATCHED HELM. THE INCLUDED SURE-LOAD™ CUSTOM-MATCHED TRAILER IS A SWEET ADDITION AND THE OPTIONAL ULTIMATE WAKEBOARD TOWER OR ULTIMATE ARCH PACKAGE PUTS YOU RIGHT IN THE GAME.



SWIM PLATFORM MAT AND AFT SPEAKERS OPTIONAL





Passion for Water



MERCURY
MerCruiser

H200 *Select Extra Value Features*

- DEPTH SOUNDER W/WATER & AIR TEMPERATURE
- FIBERGLASS LINER
- PREMIUM GEL COAT
- SIRIUS SATELLITE ENTERTAINMENT SYSTEM W/6-MONTH SUBSCRIPTION
- SNAP-IN CARPET
- SURE-LOAD™ CUSTOM-MATCHED TRAILER
- TACHOMETER W/HOUR METER



STANDARD SEATING



SUNSPORT SEATING



LOA	BEAM	DEADRISE	DRAFT – DRIVE DOWN	FUEL CAPACITY	MAX. CAPACITY	APPROX. BOAT & ENGINE WEIGHT	TRAILER WEIGHT
19'8" / 6.00 M	8'4" / 2.54 M	19°	32" / 81 CM	35 GAL / 132 L	1400 LBS / 635 KG	2920 TO 3070 LBS / 1330 TO 1400 KG	1051 LBS / 477 KG





Passion for Water



**VOLVO
PENTA**

H210 *Select Extra Value Features*

- ANCHOR LOCKER W/HIDDEN LADDER
- DEPTH SOUNDER W/WATER & AIR TEMPERATURE
- FIBERGLASS LINER
- PREMIUM GEL COAT
- SIRIUS SATELLITE ENTERTAINMENT SYSTEM W/6-MONTH SUBSCRIPTION
- SNAP-IN CARPET
- SURE-LOAD™ CUSTOM-MATCHED TRAILER



STANDARD SEATING



SUNSPORT SEATING



LOA	BEAM	DEADRISE	DRAFT – DRIVE DOWN	FUEL CAPACITY	MAX. CAPACITY	APPROX. BOAT & ENGINE WEIGHT	TRAILER WEIGHT
20'10" / 6.35 M	8'6" / 2.59 M	19°	33" / 84 CM	40 GAL / 151 L	1600 LBS / 726 KG	3120 TO 3280 LBS / 1420 TO 1490 KG	1321 LBS / 599 KG



FRENZY INTERIOR SHOWN



FRENZY INTERIOR SHOWN





Passion for Water




MERCURY
MerCruiser

H220 *Select Extra Value Features*

- AFT DECK STORAGE, PORT & STARBOARD
- ANCHOR LOCKER W/HIDDEN LADDER
- BOW SCUFF PLATE, STAINLESS STEEL
- COMFORTRIDE BUCKET SEATS, DUAL, ADJUSTABLE W/FLIP-UP BOLSTER
- DEPTH SOUNDER W/WATER & AIR TEMPERATURE
- FIBERGLASS LINER
- PREMIUM GEL COAT
- SIRIUS SATELLITE ENTERTAINMENT SYSTEM W/6-MONTH SUBSCRIPTION
- SNAP-IN CARPET
- SURE-LOAD™ CUSTOM-MATCHED TRAILER
- WALK-THRU DOORS



LOA	BEAM	DEADRISE	DRAFT – DRIVE DOWN	FUEL CAPACITY	MAX. CAPACITY	APPROX. BOAT & ENGINE WEIGHT	TRAILER WEIGHT
22'0" / 6.71 M	8'6" / 2.59 M	19°	33" / 84 CM	50 GAL / 189 L	1800 LBS / 816 KG	3650 TO 3700 LBS / 1660 TO 1680 KG	1293 LBS / 586 KG



FLORENTINE INTERIOR SHOWN

 *Passion for Water*



**VOLVO
PENTA**

H240 *Select Extra Value Features*

- AFT DECK STORAGE, PORT & STARBOARD
- AFT SHOWER
- BOW SCUFF PLATE, STAINLESS STEEL
- DEPTH SOUNDER W/WATER & AIR TEMPERATURE
- FIBERGLASS LINER
- HEAD W/PORTA-POTTI
- PULL-UP CLEATS, STAINLESS STEEL
- SIRIUS SATELLITE ENTERTAINMENT SYSTEM W/6-MONTH SUBSCRIPTION
- SNAP-IN CARPET
- SURE-LOAD™ CUSTOM-MATCHED TRAILER



LOA	BEAM	DEADRISE	DRAFT – DRIVE DOWN	FUEL CAPACITY	MAX. CAPACITY	APPROX. BOAT & ENGINE WEIGHT	TRAILER WEIGHT
24'0" / 7.32 M	8'6" / 2.59 M	20°	35" / 89 CM	58 GAL / 220 L	2100 LBS / 953 KG	4180 TO 4450 LBS / 1900 TO 2020 KG	1560 LBS / 708 KG



FRENZY INTERIOR SHOWN



Passion for Water



MERCURY
MerCruiser

H260 Select Extra Value Features

- AFT DECK STORAGE, PORT & STARBOARD
- ANCHOR LOCKER W/HIDDEN LADDER
- DEPTH SOUNDER W/WATER & AIR TEMPERATURE
- FIBERGLASS LINER
- HEAD, ENCLOSED, W/ PORTA-POTTI
- PREMIUM GEL COAT
- REFRESHMENT CENTER
- SHOWER, AFT
- SIRIUS SATELLITE ENTERTAINMENT SYSTEM W/6-MONTH SUBSCRIPTION
- SNAP-IN CARPET
- SURE-LOAD™ CUSTOM-MATCHED TRAILER
- UNIQUE STERN SEAT CONVERTS TO TWO SUN LOUNGES



LOA	BEAM	DEADRISE	DRAFT – DRIVE DOWN	FUEL CAPACITY	MAX. CAPACITY	APPROX. BOAT & ENGINE WEIGHT	TRAILER WEIGHT
26'0" / 7.93 M	8'6" / 2.59 M	20°	36" / 91 CM	75 GAL / 284 L	YACHT	4580 TO 4820 LBS / 2080 TO 2190 KG	1505 LBS / 683 KG





Passion for Water



**VOLVO
PENTA**

H310 *Select Extra Value Features*

- CARPET, SNAP-IN
- DAY BERTH W/OPENING PORT LITE
- DEPTH SOUNDER W/WATER & AIR TEMPERATURE
- FIBERGLASS LINER
- HELM SEAT, POWER-ADJUSTED
- PREMIUM GEL COAT
- REFRESHMENT CENTER
- SIRIUS SATELLITE ENTERTAINMENT SYSTEM W/6-MONTH SUBSCRIPTION
- STEREO REMOTE W/DISPLAY AT TRANSOM
- UNIQUE STERN SEATING CONVERTS TO TWO SEPARATE LOUNGES
- VACUFLUSH HEAD
- WALK-THRU DOORS
- WINDLASS W/FOOT CONTROLS, ROPE, CHAIN & ANCHOR
- WINDSHIELD HEADER, STAINLESS STEEL



LOA	BEAM	DEADRISE	DRAFT – DRIVE DOWN	FUEL CAPACITY	MAX. CAPACITY	APPROX. BOAT & ENGINE WEIGHT	TRAILER WEIGHT
31'4" / 9.55 M	9'8" / 2.84 M	21°	35" / 89 CM	130 GAL / 492 L	YACHT	7400 TO 8360 LBS / 3360 TO 3790 KG	SPECIAL ORDER





Where sport meets luxury, you have a whole new breed of boats: the SL series by Four Winns. SL boats feature Cross Stream architecture, creating a new standard of performance and amenities.



Donde lo deportivo encuentra el lujo, usted tiene una nueva entera variedad de botes: la serie SL de Four Winns. Los botes SL caracterizan la arquitectura de Cross Stream, creando un nuevo estándar de desempeño y servicios.

Quand le luxe rencontre le sport, vous découvrez une nouvelle race de bateau: la série SL de Four Winns! La gamme SL vous accompagne à la croisée du style et de la sportivité, créant ainsi un nouveau standard de performance et d'équipement.

Laddove lo sport incontra il lusso, hai solo una nuova scelta: la serie SL di Four Winns. Le imbarcazioni delle serie SL rispettano una raffinatezza nella progettazione, creando un nuovo standard di prestazioni ed eleganza.

Wir haben eine komplett neue Reihe von Booten fuer Sie, bei der Sportlichkeit und Luxus zusammentreffen: es ist die SL Serie von Four Winns. Bei dem SL Modell sind die Eigenschaften eines Bowriders und Deckbootes miteinander verbunden "Cross Stream architecture", welche einen neuen Standard von Leistungsfähigkeit und Annehmlichkeit eines Bootes darstellen.



SL SERIES EXTRA-VALUE STANDARD FEATURES

OUR STANDARDS ARE DESIGNED TO EXCEED YOURS, WHICH IS WHY YOU'LL FIND SO MUCH INCLUDED IN THE BASE PRICE OF EVERY FOUR WINNS. FOR DETAILED STANDARD FEATURES/OPTIONS LISTS, SEE PAGES 58-70.

- Anchor locker w/hidden ladder
- Bow scuff plate, stainless steel
- Canvas, bimini top
- Cleats, pull-up, stainless steel
- Cockpit carpet, snap-in
- ComfortRide™ Plus bucket seat
- Depth sounder with air & water temperature
- Fiberglass liner
- Head, enclosed (242/262)
- Helm w/top-stitched detailing & stainless steel push button switches
- Hour meter in tachometer
- In-floor ski locker w/integrated trash receptacle
- iPod/MP3 port with storage
- Key chain remote for courtesy lights
- Ladder, angled, deep-reach, w/wide-step pads
- Mesh-sided bag for damp gear (222/242)
- Premium gel coat in 6 color choices (exterior) and three color choices (interior)
- Rub rail, rigid white vinyl w/stainless steel insert
- Shower, aft
- SIRIUS satellite entertainment (U.S. and Canada only)
- Sony® AM/FM/CD player
- Sony® speakers
- Stable-Vee® SC hull
- Steering wheel, tilt, real wood
- Sure-Load™ custom-matched trailer
- Swim platform, aft & forward, integrated w/ladder & rubber mat
- Swim platform lounge
- Trash receptacle, built-in
- Walk-thru transom
- Windshield, magnetic closure
- Windshield header, stainless steel
- Winning Edge Owner Protection Plan



Passion for Sport. *La Passion pour le Sport.* Pasión por los deportes. *Leidenschaft fuer den Sport.* Passione per lo Sport.





Passion for Luxury. Passion pour le Luxe. Pasión por el lujo. Leidenschaft fuer den Luxus. Passione per il Lusso.





The running surface of the SL222 features a wake chine to create a consistent, curling wake.

**VOLVO
PENTA**

SL222 Select Extra Value Features

- AFT SHOWER
- ANCHOR LOCKER W/HIDDEN LADDER
- BUILT-IN TRASH RECEPTACLE
- FIBERGLASS LINER
- KICK-UP HEADREST CREATES CHAISE LOUNGE
- PREMIUM GEL COAT
- SIRIUS SATELLITE ENTERTAINMENT SYSTEM W/6-MONTH SUBSCRIPTION
- SNAP-IN CARPET
- SURE-LOAD™ CUSTOM-MATCHED TRAILER
- SWIM PLATFORM MATS, FORWARD AND AFT
- WINDSHIELD HEADER, STAINLESS STEEL

AVAILABLE OPTION ONLY ON THIS MODEL: THE FAT SAC BALLAST SYSTEM IN THE SL 222 ADDS UP TO 1400 POUNDS OF ADDITIONAL WEIGHT-ENHANCING WAKE PERFORMANCE. SUPER-EFFICIENT PUMPS ADD OR DRAIN WEIGHT QUICKLY TO ONE, TWO, OR ALL THREE INDEPENDENT SACS TO CUSTOMIZE THE WAKE TO FIT YOUR PREFERENCES!



LOA	BEAM	DEADRISE	DRAFT – DRIVE DOWN	FUEL CAPACITY	MAX. CAPACITY	APPROX. BOAT & ENGINE WEIGHT	TRAILER WEIGHT
22'7" / 6.88 M	8'6" / 2.59 M	20°	33" / 84 CM	50 GAL / 189 L	1800 LBS / 816 KG	4420 TO 4470 LBS / 2000 TO 2030 KG	1256 LBS / 570 KG






Passion for Water



MERCURY
MerCruiser

SL242 *Select Extra Value Features*


- AFT SHOWER
- BUILT-IN TRASH RECEPTACLE
- ENCLOSED HEAD W/PORTA-POTTI
- FIBERGLASS LINER
- MESH-SIDED BAG FOR DAMP GEAR
- PORT SEAT, BACKREST CONVERTS TO AFT FACING SEAT
- PREMIUM GEL COAT
- SNAP-IN CARPET
- SIRIUS SATELLITE ENTERTAINMENT SYSTEM W/6-MONTH SUBSCRIPTION
- SURE-LOAD™ CUSTOM-MATCHED TRAILER
- SWIM PLATFORM MATS, FORWARD AND AFT
- SWIM PLATFORM LOUNGE CONVERTS TO SUN LOUNGE



LOA	BEAM	DEADRISE	DRAFT – DRIVE DOWN	FUEL CAPACITY	MAX. CAPACITY	APPROX. BOAT & ENGINE WEIGHT	TRAILER WEIGHT
24'5" / 7.44 M	8'6" / 2.59 M	20°	33" / 84 CM	58 GAL / 220 L	2100 LBS / 953 KG	4870 TO 5080 LBS / 2210 TO 2300 KG	1495 LBS / 678 KG



OPTIONAL SINK STOWS IN STARBOARD SIDEWALL



 *Passion for Water*



**VOLVO
PENTA**

SL262 *Select Extra Value Features*

- AFT SHOWER
- BOW SCUFF PLATE, STAINLESS STEEL
- BUILT-IN TRASH RECEPTACLE
- ENCLOSED HEAD W/PORTA-POTTI
- FIBERGLASS LINER
- PREMIUM GEL COAT
- SIRIUS SATELLITE ENTERTAINMENT SYSTEM W/6-MONTH SUBSCRIPTION
- SNAP-IN CARPET
- SURE-LOAD™ CUSTOM-MATCHED TRAILER
- SWIM PLATFORM LOUNGE, POWER ASSIST, CONVERTS TO SUN LOUNGE
- SWIM PLATFORM MATS, FORWARD AND AFT
- WALK-THRU TRANSOM DOOR, CLEAR ACRYLIC



LOA	BEAM	DEADRISE	DRAFT – DRIVE DOWN	FUEL CAPACITY	MAX. CAPACITY	APPROX. BOAT & ENGINE WEIGHT	TRAILER WEIGHT
26'6" / 8.08 M	8'6" / 2.59 M	20°	33" / 84 CM	75 GAL / 284 L	2400 LBS / 1089 KG	5380 TO 5590 LBS / 2440 TO 2540 KG	1968 LBS / 893 KG



FLORENTINE INTERIOR SHOWN



Nothing rivals an F series deck boat for the ability to accommodate plenty of people, all the things they like to do and the gear it takes to enjoy it!

Nada rivaliza un bote Deck de la serie F por la habilidad de alojar mucha gente y todas las cosas que a ellos les gusta hacer y el equipo que se necesita para disfrutar.

Rien ne rivalise avec un bateau deck de la série F dans sa capacité d'accueillir un nombre considérable de passagers et de satisfaire à toutes leurs idées...bonne mine et amusement assurés!

La barca della serie F non ha rivali nell'ospitare molte persone a bordo, nell'avere tutte le cose che si desidera fare ed il timonarla non puo che farti divertire!

Nichts kann mit der "F" Serie mithalten, wenn es darum geht viele Leute unterzubringen und all die Dinge, die man gerne auf einem Boot macht.



F SERIES EXTRA-VALUE STANDARD FEATURES

OUR STANDARDS ARE DESIGNED TO EXCEED YOURS, WHICH IS WHY YOU'LL FIND SO MUCH INCLUDED IN THE BASE PRICE OF EVERY FOUR WINNS. FOR DETAILED STANDARD FEATURES/OPTIONS LISTS, SEE PAGES 58-70.

- Anchor locker w/hidden ladder
- Aquaflex™ vinyl, color-matched
- Bow scuff plate, stainless steel
- Canvas, bimini top
- Cleats, pull-up, stainless steel
- Cockpit carpet, snap-in
- ComfortRide™ bucket seats
- Compass (224 & up)
- Cooler(s), removable
- Courtesy lights, cockpit, blue
- Depth sounder w/shallow water alarm & air and water temperature
- Docking lights
- Enclosed head w/overhead lighting and porta-potti (224 & up)
- Fiberglass liner
- Helm w/top-stitch detailing, Faria fog-resistant gauges and stainless steel push-button switches
- Hour meter in tachometer
- In-floor ski locker
- iPod/MP3 port with storage
- Ladder, angled, deep-reach, w/wide-step pads
- Premium gel coat w/six color choices
- Refreshment center w/sink and trash receptacle
- Rub rail, rigid white vinyl w/stainless steel insert
- Shower, forward and aft, freshwater
- SIRIUS satellite entertainment (U.S. and Canada only)
- Sony® AM/FM/CD player & speakers
- Steering wheel, deluxe, tilt
- Swim platform, aft & forward
- Swim platform lounge(s)
- Sure-Load™ custom-matched trailer
- Walk-thru doors
- Walk-thru transom
- Windshield, magnetic closure (224 & up)
- Winning Edge Owner Protection Plan



F204 *Select Extra Value Features*

- DOCKING LIGHTS
- SNAP-IN CARPET
- FIBERGLASS LINER
- PREMIUM GEL COAT
- REFRESHMENT CENTER
- SIRIUS SATELLITE ENTERTAINMENT SYSTEM W/6-MONTH SUBSCRIPTION
- SWIM PLATFORM LOUNGE
- SHOWER, FORWARD AND AFT
- SURE-LOAD™ CUSTOM-MATCHED TRAILER
- TACHOMETER W/HOUR METER
- WALK-THRU TRANSOM



FRENZY SHOWN

LOA	BEAM	DEADRISE	DRAFT – DRIVE DOWN	FUEL CAPACITY	MAX. CAPACITY	APPROX. BOAT & ENGINE WEIGHT	TRAILER WEIGHT
21'2" / 6.45 M	8'6" / 2.59 M	17°	30" / 76 CM	50 GAL / 189 L	1700 LBS / 771 KG	3650 TO 3800 LBS / 1660 TO 1720 KG	1277 LBS / 579 KG



FRENZY EDITION SHOWN



Passion for Water



MERCURY
MerCruiser

F224 Select Extra Value Features

- ANCHOR LOCKER W/HIDDEN LADDER
- DOCKING LIGHTS
- ENCLOSED HEAD W/PORTA-POTTI
- FIBERGLASS LINER
- PREMIUM GEL COAT
- REFRESHMENT CENTER
- SIRIUS SATELLITE ENTERTAINMENT SYSTEM W/6-MONTH SUBSCRIPTION
- SNAP-IN CARPET
- SURE-LOAD™ CUSTOM-MATCHED TRAILER
- SWIM PLATFORM LOUNGE
- TABLE W/MOUNT



FRENZY SHOWN

LOA	BEAM	DEADRISE	DRAFT – DRIVE DOWN	FUEL CAPACITY	MAX. CAPACITY	APPROX. BOAT & ENGINE WEIGHT	TRAILER WEIGHT
23'8" / 7.21 M	8'6" / 2.59 M	17°	31" / 79 CM	50 GAL / 189 L	1900 LBS / 862 KG	4150 TO 4240 LBS / 1880 TO 1920 KG	1365 LBS / 619 KG






F244 *Select Extra Value Features*

- COMFORTIDE™ BUCKET SEAT W/FLIP-UP BOLSTER
- DOCKING LIGHTS
- ENCLOSED HEAD W/PORTA-POTTI
- FIBERGLASS LINER
- PREMIUM GEL COAT
- REFRESHMENT CENTER W/BUILT-IN ICE CHEST
- SHOWER, FORWARD AND AFT
- SIRIUS SATELLITE ENTERTAINMENT SYSTEM W/6-MONTH SUBSCRIPTION
- SNAP-IN CARPET
- SURE-LOAD™ CUSTOM-MATCHED TRAILER
- SWIM PLATFORM LOUNGES
- WALK-THRU TRANSOM



LOA	BEAM	DEADRISE	DRAFT – DRIVE DOWN	FUEL CAPACITY	MAX. CAPACITY	APPROX. BOAT & ENGINE WEIGHT	TRAILER WEIGHT
25'6" / 7.77 M	8'6" / 2.59 M	17°	33" / 84 CM	65 GAL / 246 L	2050 LBS / 930 KG	4680 TO 4700 LBS / 2120 TO 2130 KG	2030 LBS / 921 KG





Passion for Water



MERCURY
MerCruiser

F274 Select Extra Value Features

- BOW SCUFF PLATE, STAINLESS STEEL
- DOCKING LIGHTS
- ENCLOSED HEAD
- FIBERGLASS LINER
- PREMIUM GEL COAT
- REFRESHMENT CENTER
- RUB RAIL, RIGID WHITE VINYL W/STAINLESS STEEL INSERT
- SNAP-IN CARPET
- SIRIUS SATELLITE ENTERTAINMENT SYSTEM W/6-MONTH SUBSCRIPTION
- SURE-LOAD™ CUSTOM-MATCHED TRAILER
- SWIM PLATFORM LOUNGES



LOA	BEAM	DEADRISE	DRAFT – DRIVE DOWN	FUEL CAPACITY	MAX. CAPACITY	APPROX. BOAT & ENGINE WEIGHT	TRAILER WEIGHT
28'2" / 8.59 M	8'6" / 2.59 M	17°	34" / 86 CM	80 GAL / 303 L	2300 LBS / 1043 KG	5200 TO 5410 LBS / 2360 TO 2450 KG	1925 LBS / 873 KG





THE S215 *Cuddy Cabin*

S215

When the sun goes down, that's when an S series cuddy cabin really starts to shine. All the things you love about a Four Winns sport boat, plus the ability to spend the night. Bravo!

Cuando el sol baja, esto es cuando la serie S Cuddy Cabin realmente empieza a brillar. Todas las cosas que te gustan acerca del bote deportivo de Four Winns más la habilidad de pasar una noche. Bravo!

C'est au coucher du soleil que l'on découvre l'éclat d'un cuddy S. Il est un condensé du charme des sports boats Four Winns et vous offre en plus la possibilité de passer la nuit à bord. Profitez-en!

Nel momento in cui il sole tramonta, è lì che l'imbarcazione Cuddy della serie S inizia a brillare. Ogni cosa che ami di un'imbarcazione sportiva della gamma Four Winns, unitamente alla possibilità di trascorrervi la notte. Bravo!

Wenn die Sonne untergeht, dann ist die Zeit gekommen wenn eine Cuddy Cabin der "S" Serie ins Scheinen kommt. Dieses Modell hat alles, was man an einem Four Winns Sport Boot liebt, plus die Möglichkeit die Nacht darauf zu verbringen. Bravo!

S215 *Select Extra Value Features*

- PREMIUM GEL COAT
- SNAP-IN CARPET
- FIBERGLASS LINER
- COMPASS
- DEPTH SOUNDER W/WATER & AIR TEMPERATURE
- SHOWER, AFT, FRESHWATER
- SIRIUS SATELLITE ENTERTAINMENT SYSTEM W/6-MONTH SUBSCRIPTION
- SURE-LOAD™ CUSTOM-MATCHED TRAILER



LOA	BEAM	DEADRISE	DRAFT – DRIVE DOWN	FUEL CAPACITY	MAX. CAPACITY	APPROX. BOAT & ENGINE WT.	TRAILER WEIGHT
23'0" / 7.01 M	8'1" / 2.46 M	19°	34" / 86 CM	35 GAL / 132 L	1500 LBS / 680 KG	3720 TO 3820 LBS / 1690 TO 1730 KG	1103 LBS / 500 KG

S SERIES EXTRA-VALUE STANDARD FEATURES

OUR STANDARDS ARE DESIGNED TO EXCEED YOURS, WHICH IS WHY YOU'LL FIND SO MUCH INCLUDED IN THE BASE PRICE OF EVERY FOUR WINNS. FOR DETAILED STANDARD FEATURES/OPTIONS LISTS, SEE PAGES 58-70.

- Anchor locker
- Aquaflex™ vinyl, color-matched
- Bow scuff plate, stainless steel
- Canvas, bimini top
- CO monitor
- Cockpit carpet, snap-in
- Cockpit refreshment center
- ComfortRide™ bucket seats
- Compass
- Cooler, removable
- Depth sounder w/air & water temperature
- Engine hatch, electric lift
- Fiberglass liner
- Gel coat, premium, with choice of six gel band colors
- Head, porta-potti slide-out
- Hour meter in tachometer
- iPOD/MP3 port
- Ladder, angled, deep-reach, with wide-step pads
- Rub rail, rigid white vinyl w/stainless steel insert
- Shower, aft, freshwater
- SIRIUS satellite entertainment (U.S. and Canada only)
- Sony® AM/FM/CD player
- Stable-Vee® hull
- Steering wheel, deluxe, tilt
- Stereo remote w/display at helm
- Swim platform lounge
- Sure-Load™ custom-matched trailer
- Walk-thru transom w/storage
- Windshield, magnetic closure
- Winning Edge Owner Protection Plan



If you're ready to spend your weekends on the boat, you'll find no better place to be than aboard your V series sport cruiser. Your waterfront home awaits you!

Si está listo para pasar sus fines de semana en un bote, usted no va a encontrar un mejor lugar que estar a bordo de su bote Sport Cruiser de la serie V. Su casa en el agua lo está esperando!

Il n'existe pas de meilleur endroit qu'un cruiser série V, pour passer vos week ends à bord. Votre résidence les pieds dans l'eau vous attend!

Sei pronto a trascorrere i Tuoi week end in barca, non riuscirai a trovare modo migliore, se non su un'imbarcazione delle serie V sport cruiser: la Tua casa sul mare Ti aspetta!

Wenn Sie bereit sind Ihre Wochenenden auf dem Boot zu verbringen, dann gibt es keinen besseren Platz als an Bord Ihres "V" Sport Cruiser Modells. Ihr am Wasser gelegenes Zuhause erwartet Sie!



FLORENTINE INTERIOR SHOWN

V SERIES EXTRA-VALUE STANDARD FEATURES

OUR STANDARDS ARE DESIGNED TO EXCEED YOURS, WHICH IS WHY YOU'LL FIND SO MUCH INCLUDED IN THE BASE PRICE OF EVERY FOUR WINNS. FOR DETAILED STANDARD FEATURES/OPTIONS LISTS, SEE PAGES 58-70.

- Aquaflex™ vinyl
- Cabin door, acrylic, w/screen
- Canvas, camper w/stainless steel hardware & color-coordinated zippers
- CO monitors
- Cockpit carpet, lay-in
- Cockpit refreshment center
- Cockpit table w/mount
- Compass
- Cooler, removable
- Courtesy lights, cockpit, blue
- Depth sounder w/shallow water alarm w/air & water temperature
- Engine hatch, electric lift
- Fiberglass liner, self-bailing
- Faria fog-resistant gauges w/polished stainless steel bezels
- Gas vapor detector
- Helm cover, canvas
- iPod/MP3 ports (cabin & cockpit)
- Ladder, angled, deep-reach, with wide-step pads
- Microwave
- Premium gel coat
- Shore power cable(s)
- Shower, aft, hot & cold
- SIRIUS satellite entertainment (US and Canada only)
- Sony® AM/FM/CD stereo & speakers
- Stable-Vee® hull
- Steering wheel, deluxe, tilt
- Stereo remote w/display at helm
- Swim platform, integrated
- Tachometer w/hour meter
- Trim tabs
- Water heater
- Windshield, magnetic closure
- Winning Edge Owner Protection Plan



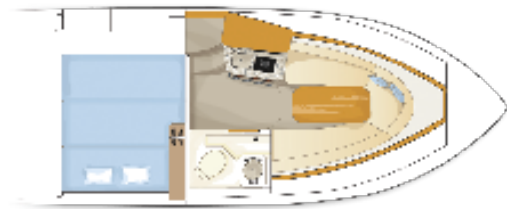
Passion for Water



MERCURY
MerCruiser

V258 Select Extra Value Features

- CAMPER CANVAS
- ENGINE HATCH, ELECTRIC LIFT
- FIBERGLASS LINER, SELF-BAILING
- PREMIUM GEL COAT
- MICROWAVE
- REFRESHMENT CENTER
- SIRIUS SATELLITE ENTERTAINMENT SYSTEM W/6-MONTH SUBSCRIPTION
- SNAP-IN CARPET



LOA	BEAM	DEADRISE	DRAFT – DRIVE DOWN	FUEL CAPACITY	MAX. CAPACITY	APPROX. BOAT & ENGINE WEIGHT	TRAILER WEIGHT
26'0" / 7.92 M	8'6" / 2.55 M	17°	36" / 91 CM	70 GAL / 265 L	YACHT	6250 TO 6270 LBS / 2830 TO 2840 KG	1667 LBS / 756 KG




 *Passion for Water*



**VOLVO
PENTA**

V278 Select Extra Value Features

- CAMPER CANVAS
- COCKPIT TABLE W/MOUNT
- FIBERGLASS ARCH
- FIBERGLASS LINER, SELF-BAILING
- LAY-IN CARPET
- MICROWAVE
- PREMIUM GEL COAT
- SIRIUS SATELLITE ENTERTAINMENT SYSTEM W/6-MONTH SUBSCRIPTION



LOA	BEAM	DEADRISE	DRAFT – DRIVE DOWN	FUEL CAPACITY	MAX. CAPACITY	APPROX. BOAT & ENGINE WEIGHT	TRAILER WEIGHT
28'4" / 8.64 M	8'6" / 2.55 M	17°	39" / 99 CM	85 GAL / 321 L	YACHT	6910 TO 7360 LBS / 3130 TO 3340 KG	2056 LBS / 933 KG



H SERIES 2009 STANDARD & OPTIONS

STD = EXTRA VALUE STANDARD FEATURES

SPECIFICATIONS*	H180	H190	H183	H203
Length overall (ft/m)	17'5" / 5.33	18'6" / 5.64	17'5" / 5.33	19'6" / 5.95
Beam (ft/m)	7'7" / 2.34	7'11" / 2.41	7'7" / 2.34	8'5" / 2.57
Deadrise (degrees)	21°	19°	21°	19°
Draft - drive down (in/cm)	34" / 86	31" / 79	34" / 86	32" / 81
Fuel capacity (gal/l)	24 / 91	34 / 129	24 / 91	42 / 159
Maximum capacity (lbs/kg)	1150 / 522	1300 / 590	1150 / 522	1600 / 726
Approximate boat and engine weight - maximum (lbs/kg)	2400 / 1090	2650 / 1200	2575 / 1170	3150 / 1430
Approximate boat and engine weight - minimum (lbs/kg)	2235 / 1010	2610 / 1180	2410 / 1090	3000 / 1360
Trailer weight - single axle (lbs/kg)	894 / 406	1025 / 465	894 / 406	1029 / 467
Trailer weight - tandem axle (lbs/kg)	NA	1212 / 550	NA	1216 / 552

	H180	H190	H183	H203
HULL AND DECK				
12VDC trolling motor			STD	STD
Bow and stern eyes, stainless steel	STD	STD	STD	STD
Bow rails, thru-bolted, stainless steel		STD		
Cleats, pull-up, stainless steel	OPT	6		
Cleats, stainless steel	4		4	6
Designators, beveled chrome	STD	STD	STD	STD
Engine vents, transom-mounted	STD	STD	STD	STD
Fiberglass stringers	STD	STD	STD	STD
Fish finder w/depth sounder			STD	STD
Flagpole and holder (flag not included)	OPT	OPT	OPT	OPT
Gel coat, premium: classic navy, true red, driftwood tan, jet black, pastel yellow, pastel blue or all-white	STD	STD	STD	STD
Gel scheme, full gel band	STD	STD	STD	
Gel scheme, two-tone, narrow band: classic navy, true red, driftwood tan, jet black, pastel yellow, pastel blue or all-white				STD
Gel scheme, wave graphic	OPT	OPT	OPT	OPT
Gel scheme, hull accent tape, choice of 6 colors	STD	STD	STD	STD
Horn, concealed	STD	STD	STD	STD
Meets or exceeds applicable USCG regulations	STD	STD	STD	STD
NMMA certification	STD	STD	STD	STD

	H180	H190	H183	H203
Navigation lights	STD	STD	STD	STD
Rub rail, rigid white vinyl w/flexible chrome insert	STD	STD	STD	STD
Stable-Vee® hull	STD	STD	STD	STD
Swim platform, aft				
- Extended swim platform	OPT	OPT		OPT
- Ladder, angled, deep-reach, hidden, w/ wide-step pads		STD		STD
- Ladder, angled, deep-reach, w/wide-step pads	STD		STD	
- Skid-resistant surface	STD	STD	STD	STD
Trolling motor - delete			OPT	OPT
Windshield w/walk-thru	STD	STD	STD	STD
- Full aluminum frame	STD	STD	STD	STD

TOW SPORTS				
Ski tow, stainless steel	STD	STD	STD	STD
Wakeboard tower board racks (2)	OPT	OPT		
Wakeboard tower, hinging w/mast light and custom bimini top	OPT	OPT		
Wakeboard tower mirror	OPT	OPT		

COCKPIT				
Anchor storage under bow seat		STD		STD
Aquaflex™ vinyl	STD	STD	STD	STD
Assist handle(s), stainless steel	STD	STD	STD	STD
Beverage holders, stainless steel	STD	STD	STD	STD

	H180	H190	H183	H203
Cooler, carry-on	STD	STD	STD	
Courtesy light(s), blue	STD	STD	STD	STD
Engine compartment				
- Composite construction	STD	STD	STD	STD
- Fiberglass motorhood, insulated	STD	STD	STD	STD
- Gel-coated bilge				STD
- Molded fiberglass engine compartment liner	STD	STD	STD	
Fiberglass liner	STD	STD	STD	STD
Floor, skid-resistant	STD	STD	STD	STD
Flooring, carpet, snap-in	STD	STD	STD	STD
Forward casting platform			STD	STD
Livewell, integrated, aft casting platform			STD	STD
Port console				
- Carbon fiber-look trim	STD	STD	STD	STD
- Cooler, overboard draining				STD
- Glove box, lockable	STD	STD	STD	STD
Rod holders			2	2
Seating, bow				
- Bow seats, hinged cushions	STD	STD	STD	STD
- Bow seats, removable seat cushions			STD	STD
- Bow, backrest wrap-around	STD	STD	STD	
- Bow, forward backrest	STD	STD		
- Cushions, bow fill-in	OPT	OPT	STD	STD
Seating, cockpit				
- Back/back lounger, adjustable, port w/ DuraFrame® construction and kick-up headrest in lounge position		STD		
- Bucket seat, flip-up bolster, starboard	OPT	OPT		
- Bucket seats, flip-up bolster, pair	OPT	OPT	OPT	OPT
- Bucket, port, adjustable		OPT		
- Bucket, starboard, adjustable			STD	
- Buckets, port and starboard, adjustable	STD		STD	STD
- Fishing seats double as aft bench seats			STD	STD
- Hi-low positioning jumpseats w/reversible step surface	STD	STD		
- Lounger, port (N/A w/SunSport)	OPT	STD		
- SunSport Seating	OPT	OPT		

Four Winns Extra Value Standard Features are highlighted in BLUE throughout these listings. Due to updates and changes in product content including new equipment offerings, please refer to www.fourwinns.com for current availability of features and options. Please note that some standards and options, primarily electronics, are not available outside North America. Please check with your Professional Marine Dealer for complete details.

	H180	H190	H183	H203
Ski locker, in-floor				
- Hinged lid, gas assist lift			STD	STD
- Large enough for skis, kneeboards or wakeboards		STD		STD
- Raised floor				STD
Storage, bow				
- Beneath bow seats	STD	STD	STD	STD
Storage, cockpit				
- Sidewall	STD	STD	STD	STD
Table w/mount				OPT
Tackle box, integrated				STD
Walk-thru curtain		OPT		
Walk-thru doors				OPT

HELM

Carbon fiber look trim	STD	STD	STD	STD
Depth sounder (included with fish finder)			STD	STD
Depth sounder w/shallow water alarm, water & air temperature	OPT	STD		
Emergency engine shut-off	STD	STD	STD	STD
Instrumentation, Faria				
- Fuel gauge	STD	STD	STD	STD
- Oil pressure	STD	STD	STD	STD
- Speedometer	STD	STD	STD	STD
- Tachometer	STD		STD	STD
- Tachometer w/hour meter			STD	
- Temperature gauge	STD	STD	STD	STD
- Trim gauge	STD	STD	STD	STD
- Volt meter	STD	STD	STD	STD
Lighted switches	STD	STD	STD	STD
Receptacle, 12 VDC	1	1	1	1
Steering wheel, deluxe, tilt	STD	STD	STD	STD

ENGINE / SYSTEMS / DRIVE

Battery charger, built-in			STD	STD
Battery(ies)	1	1	2	2
Bilge blower(s)	STD	STD	STD	STD
Bilge pump, automatic	1	1	1	1
Horn, engine warning	STD	STD	STD	STD
Hour meter				OPT

	H180	H190	H183	H203
Power steering	STD	STD	STD	STD
Power trim and tilt	STD	STD	STD	STD
Prop, stainless, exchange				OPT
Trim switch, power at transom				OPT
Wiring harness w/sealed connectors and tin coating for corrosion resistance	STD	STD	STD	STD
ENTERTAINMENT				
Speakers, Sony®	STD	STD	STD	STD
Stereo, Sony® AM/FM/CD player	STD	STD	STD	STD
Subwoofer	STD	STD	STD	STD

SPECIFICATIONS*	H200	H210	H220	H200 SS	H210 SS	H220 SS
Length overall (ft/m)	19'8" / 6.00	20'10" / 6.35	22'0" / 6.71	19'8" / 6.00	20'10" / 6.35	22'0" / 6.71
Beam (ft/m)	8'4" / 2.54	8'6" / 2.59	8'6" / 2.59	8'4" / 2.54	8'6" / 2.59	8'6" / 2.59
Deadrise (degrees)	19°	19°	19°	19°	19°	19°
Draft - drive down (in/cm)	32" / 81	33" / 84	33" / 84	32" / 81	33" / 84	33" / 84
Fuel capacity (gal/l)	35 / 132	40 / 151	50 / 189	35 / 132	40 / 151	50 / 189
Maximum capacity (lbs/kg)	1400 / 635	1600 / 726	1800 / 816	1400 / 635	1600 / 726	1800 / 816
Approximate boat and engine weight - maximum (lbs/kg)	3070 / 1400	3280 / 1490	3700 / 1680	3120 / 1430	3330 / 1510	3700 / 1680
Approximate boat and engine weight - minimum (lbs/kg)	2920 / 1330	3120 / 1420	3650 / 1660	3010 / 1370	3250 / 1470	3650 / 1660
Trailer weight - single axle (lbs/kg)	1051 / 477	NA	NA	1051 / 477	NA	NA
Trailer weight - tandem axle (lbs/kg)	1234 / 560	1321 / 599	1293 / 586	1234 / 560	1321 / 599	1293 / 586

	H200	H210	H220	H200 SS	H210 SS	H220 SS
HULL AND DECK						
Aft deck storage, port and starboard			STD			STD
- Large enough for skis and wakeboards			STD			STD
Anchor locker w/hidden ladder		STD	STD		STD	STD
- Overboard draining		STD	STD		STD	STD
Bow and stern eyes, stainless steel	STD	STD	STD	STD	STD	STD
Bow rails, thru-bolted, stainless steel	STD	STD	STD	STD	STD	STD
Bow scuff plate, stainless steel	OPT	OPT	STD	STD	STD	STD
Cleats, pull-up, stainless steel	6	6	6	6	6	6

	H180	H190	H183	H203
iPod®/MP3 port	STD	STD	STD	STD
TRAILER				
Sure-Load™ custom-matched trailer	STD	STD	STD	STD
- Single axle w/disc brakes	STD	STD	STD	STD
- Tandem axle w/tandem disc brakes		OPT		OPT
CUSTOMER CARE				
Winning Edge Owner Protection Plan	STD	STD	STD	STD

	H200	H210	H220	H200 SS	H210 SS	H220 SS
Designators, beveled chrome	STD	STD	STD	STD	STD	STD
Docking lights	OPT	OPT	OPT	STD	STD	STD
Engine vents, transom-mounted	STD	STD	STD	STD	STD	STD
Fiberglass stringers	STD	STD	STD	STD	STD	STD
Flagpole and holder (flag not included)	OPT	OPT	OPT	OPT	OPT	OPT
Gel coat, premium: classic navy, true red, driftwood tan, jet black, pastel yellow or pastel blue	STD	STD	STD	STD	STD	STD
Gel scheme, Classic Color Band (CCB)	OPT	OPT	OPT			
Gel scheme, Classic Color Band (CCB), solid hull	OPT	OPT	OPT			

* For an explanation of specifications in other languages, visit www.fourwinns.com

	H200	H210	H220	H200 SS	H210 SS	H220 SS
Gel scheme, Frenzy: classic navy, true red, jet black or sunset orange	OPT	OPT	OPT			
Gel scheme, SS: true red & jet black, white & sunset orange, white & classic navy or jet black & white accent				STD	STD	STD
Gel scheme, tri-tone: driftwood tan w/navy, driftwood tan w/black, true red w/jet black, pastel yellow w/jet black or pastel blue w/navy	OPT	OPT	OPT			
Gel scheme, tri-tone, solid hull: driftwood tan w/navy, driftwood tan w/black, true red w/jet black, pastel yellow w/jet black or pastel blue w/navy	OPT	OPT	OPT			
Gel scheme, two-tone, narrow band	STD	STD	STD			
Gel scheme, wave graphic	STD	STD	STD			
Horn, concealed	STD	STD	STD	STD	STD	STD
Meets or exceeds applicable USCG regulations	STD	STD	STD	STD	STD	STD
NMMA certification	STD	STD	STD	STD	STD	STD
Navigation lights	STD	STD	STD	STD	STD	STD
Rub rail, rigid white vinyl w/stainless steel insert	STD	STD	STD	STD	STD	STD
Stable-Vee® hull	STD	STD	STD	STD	STD	STD
Step pads, skid-resistant	STD	STD	STD	STD	STD	STD
Swim platform, aft						
- Ladder, angled, deep-reach, hidden, w/wide-step pads	STD	STD	STD	STD	STD	STD
- Rubber mat	OPT	OPT	OPT	OPT	OPT	OPT
- Skid-resistant surface	STD	STD	STD	STD	STD	STD
Thru-hull fittings, stainless steel	STD	STD	STD	STD	STD	STD
Under swim platform lighting	OPT	OPT	OPT	OPT	OPT	OPT
Windshield w/walk-thru	STD	STD	STD	STD	STD	STD
- Full aluminum frame	STD	STD	STD			
- Magnetic catch				STD	STD	STD

	H200	H210	H220	H200 SS	H210 SS	H220 SS
- Stainless steel supports	STD	STD	STD			
- Tinted, low-profile				STD	STD	STD
- Windshield header, stainless steel				STD	STD	STD
Windshield wiper, starboard			OPT			
Windshield, aluminum frame, exchange				OPT	OPT	OPT
TOW SPORTS						
Arch board racks, hinging, stainless steel (2)		OPT	OPT		OPT	OPT
Arch, hinging, stainless steel w/mast light and custom bimini top		OPT	OPT		OPT	OPT
Arch/Tower lights	OPT	OPT	OPT	OPT	OPT	OPT
Arch/Tower speakers (1 pair - requires stereo upgrade)	OPT	OPT	OPT	OPT	OPT	OPT
Arch/Tower speakers (2 pair - requires stereo upgrade)	OPT	OPT	OPT	OPT	OPT	OPT
Hard top, requires arch (deletes bimini top)			OPT			OPT
Ski mirror (wakeboard tower only)	OPT	OPT	OPT	OPT	OPT	OPT
Ski tow, stainless steel	STD	STD	STD	STD	STD	STD
Ultimate Stainless Arch Package (includes stainless arch, hinging board racks, speakers (4), lights & swim platform mat. Requires stereo upgrade)		OPT	OPT		OPT	OPT
Ultimate Wakeboard Tower Package (includes wakeboard tower, board racks, speakers (4), lights, mirror & swim platform mat. Requires stereo upgrade)	OPT	OPT	OPT	OPT	OPT	OPT
Wakeboard tower board racks (2)	OPT	OPT	OPT	OPT	OPT	OPT
Wakeboard tower, hinging w/mast light and custom bimini top	OPT	OPT	OPT	OPT	OPT	OPT

	H200	H210	H220	H200 SS	H210 SS	H220 SS
COCKPIT						
Anchor storage under bow seat	STD			STD		
Aquaflex™ vinyl	STD	STD	STD	STD	STD	STD
Assist handle(s), stainless steel	STD	STD	STD	STD	STD	STD
Beverage holders, stainless steel	6	6	10	6	6	10
Cooler, removable, 36-quart			STD	STD	STD	STD
Courtesy lights, blue	STD	STD	STD	STD	STD	STD
Engine compartment						
- Assist handle			STD			STD
- Composite construction	STD	STD	STD	STD	STD	STD
- Engine hatch, electric lift			OPT			OPT
- Engine hatch, gas-assisted lift			STD	STD	STD	STD
- Fiberglass motorhood, insulated	STD	STD	STD			STD
- Molded fiberglass engine compartment liner	STD	STD	STD	STD	STD	STD
Fiberglass liner	STD	STD	STD	STD	STD	STD
Floor, skid-resistant	STD	STD	STD	STD	STD	STD
Flooring, carpet, snap-in	STD	STD	STD	STD	STD	STD
Interior, Florentine w/teak look carpet			OPT			
Port console						
- Cooler, overboard draining	STD	STD	STD	STD	STD	STD
- Genuine wood trim	STD	STD	STD	STD	STD	STD
- Glove box, lockable	STD	STD	STD	STD	STD	STD
- Rich, hand-fitted, top-stitched upholstery			STD			STD
- Top-stitched-style detailing	STD	STD		STD	STD	
Seating, bow						
- Bow cushions, removable	STD	STD	STD	STD	STD	STD
- Bow seats, hinged	STD	STD	STD	STD	STD	STD
- Bow, backrest wrap-around			STD			STD
- Bow, forward backrest	STD	STD	STD	STD	STD	STD

Four Winns Extra Value Standard Features are highlighted in BLUE throughout these listings. Due to updates and changes in product content including new equipment offerings, please refer to www.fourwinns.com for current availability of features and options. Please note that some standards and options, primarily electronics, are not available outside North America. Please check with your Professional Marine Dealer for complete details.

	H200	H210	H220	H200 SS	H210 SS	H220 SS
- Cushions, bow fill-in	OPT	OPT	OPT	OPT	OPT	OPT
Seating, cockpit						
- Back/back lounge, adjustable, port w/ DuraFrame® construction and kick-up headrest in lounge position	STD	STD				
- Bucket seat, ComfortRide, starboard, adjustable w/ flip-up bolster	STD	STD				
- Bucket seat, flip-up bolster, port	OPT	OPT				
- Bucket seats, Comfort Ride, dual, adjustable w/ flip-up bolster			STD	STD	STD	STD
- Hi-low positioning jump seats	STD	STD				
- Lounger, starboard (N/A w/SunSport)	OPT	OPT				
- SunSport Seating				STD	STD	
- SunSport Seating (w/2 bolsters)	OPT	OPT				
- U-shaped stern seating			STD			STD
- Unique stern seat converts to 2 separate loungers			STD			STD
Ski locker, in-floor						
- Hinged lid, gas assist lift	STD	STD	STD	STD	STD	STD
- Large enough for skis, kneeboards or wakeboards	STD	STD	STD	STD	STD	STD
- Raised floor w/rubber mesh mat	STD	STD	STD	STD	STD	STD
Storage, bow						
- Behind backrest at helm and passenger consoles	STD	STD	STD	STD	STD	STD
- Beneath bow seats	STD	STD	STD	STD	STD	STD
- Recessed w/beverage holders			STD			STD
Storage, cockpit						
- Beneath U-shaped seating			STD			STD
- Sidewall	STD	STD	STD	STD	STD	STD
Table mount only, additional location in bow			OPT			OPT
Table w/mount	OPT	OPT		OPT	OPT	

	H200	H210	H220	H200 SS	H210 SS	H220 SS
Table, cockpit w/side-mount bracket			OPT			OPT
Walk-over transom (SunSport only, 200 / 210)	STD	STD	STD	STD	STD	STD
Walk-thru doors	OPT	OPT	STD	OPT	OPT	STD
HELM						
Compass	OPT	OPT	STD	OPT	OPT	STD
Dash						
- Genuine wood trim panel	STD	STD	STD	STD	STD	STD
- Rich, hand-fitted, top-stitched upholstery			STD			STD
- Switches, stainless steel push-button; toggle-style & rotary knobs	STD	STD	STD	STD	STD	STD
- Top stitch-style detailing	STD	STD		STD	STD	
Depth sounder w/shallow water alarm, water & air temperature	STD	STD	STD	STD	STD	STD
Emergency engine shut-off	STD	STD	STD	STD	STD	STD
Instrumentation, Faria, fog-resistant w/polished raised bezels						
- Fuel gauge	STD	STD	STD	STD	STD	STD
- Oil pressure	STD	STD	STD	STD	STD	STD
- Speedometer	STD	STD	STD	STD	STD	STD
- Tachometer w/hour meter	STD	STD	STD	STD	STD	STD
- Temperature gauge	STD	STD	STD	STD	STD	STD
- Trim gauge	STD	STD	STD	STD	STD	STD
- Volt meter	STD	STD	STD	STD	STD	STD
Steering wheel, deluxe, tilt	STD	STD	STD	STD	STD	STD
Storage for small electronics	STD	STD	STD	STD	STD	STD
- Receptacle/charger, 12VDC / iPod®/MP3 port	STD	STD	STD	STD	STD	STD
- Slip-resistant liner	STD	STD	STD	STD	STD	STD
ENGINE / SYSTEMS / DRIVE						
Battery	1	1	1	1	1	1
- Dual w/switch		OPT	OPT		OPT	OPT
Bilge blower(s)	STD	STD	STD	STD	STD	STD
Bilge pumps, automatic	1	1	1	1	1	1
Exhaust, thru-side, Quick & Quiet	OPT	OPT	OPT	STD	STD	STD
- Delete				OPT	OPT	OPT

	H200	H210	H220	H200 SS	H210 SS	H220 SS
Fire extinguishing system			OPT			OPT
Horn, engine warning	STD	STD	STD	STD	STD	STD
MerCruiser Smart Tow (requires MerCruiser DTS engines)	OPT	OPT	OPT	OPT	OPT	OPT
Power steering	STD	STD	STD	STD	STD	STD
Power trim and tilt	STD	STD	STD	STD	STD	STD
Prop, stainless, exchange	OPT	OPT	OPT	STD	STD	STD
Trim switch, power at transom	OPT	OPT	OPT	STD	STD	STD
Wiring harness w/sealed connectors and tin coating for corrosion resistance	STD	STD	STD	STD	STD	STD
- Routed through fiberglass channel in floor	STD	STD		STD	STD	
- Routed thru PVC conduit in floor			STD			STD
ENTERTAINMENT						
SIRIUS satellite stereo system w/6-month subscription	STD	STD	STD	STD	STD	STD
Speakers, Sony®	STD	STD	STD	STD	STD	STD
Speakers, aft facing transom			OPT			OPT
Stereo remote w/display at transom			OPT			OPT
Stereo upgrade (includes Kicker® amplifier and 10" subwoofer)	OPT	OPT	OPT	OPT	OPT	OPT
Stereo, Sony® AM/FM/CD player	STD	STD	STD	STD	STD	STD
iPod®/MP3 port	STD	STD	STD	STD	STD	STD
TRAILER						
Sure-Load™ custom-matched trailer	STD	STD	STD	STD	STD	STD
- Single axle w/disc brakes	STD			STD		
- Tandem axle w/tandem disc brakes	OPT	STD	STD	OPT	STD	STD
CANVAS						
Bimini top w/stainless steel hardware	STD	STD	STD	STD	STD	STD
CUSTOMER CARE						
Winning Edge Owner Protection Plan	STD	STD	STD	STD	STD	STD

* For an explanation of specifications in other languages, visit www.fourwinns.com

SPECIFICATIONS*	H240	H260	H310
Length overall (ft/m)	24'0" / 7.32	26'0" / 7.93	31'4" / 9.55
Beam (ft/m)	8'6" / 2.59	8'6" / 2.59	9'8" / 2.84
Deadrise (degrees)	20°	20°	21°
Draft - drive down (in/cm)	35" / 89	36" / 91	35" / 89
Fuel capacity (gal/l)	58 / 220	75 / 284	130 / 492
Maximum capacity (lbs/kg)	2100 / 953	Yacht	Yacht
Approximate boat and engine weight - maximum (lbs/kg)	4450 / 2020	4820 / 2190	8360 / 3790
Approximate boat and engine weight - minimum (lbs/kg)	4180 / 1900	4580 / 2080	7400 / 3360
Trailer weight (lbs/kg)	1560 / 708	1505 / 683	NA

	H240	H260	H310
HULL AND DECK			
Aft deck storage, port and starboard	STD	STD	
- Large enough for skis and wakeboards	STD	STD	
Anchor line locker, w/access lid			STD
Anchor locker w/hidden ladder	STD	STD	
- Overboard draining	STD	STD	
Anchor, stainless steel			STD
Bow anchor roller			STD
Bow and stern eyes, stainless steel	STD	STD	STD
Bow rails, thru-bolted, stainless steel	STD	STD	STD
Bow scuff plate, stainless steel	STD	STD	STD
Cleats, pull-up, stainless steel	6	6	6
Designators, beveled chrome	STD	STD	STD
Docking lights	OPT	OPT	OPT
Engine vent, stainless steel			STD
Engine vents	STD	STD	
Fiberglass stringers	STD	STD	STD
Flagpole and holder (flag not included)	OPT	OPT	OPT
Gel coat, premium, classic navy, true red, driftwood tan, jet black, pastel yellow, pastel blue or all white	STD	STD	STD
Gel scheme, Classic Color Band (CCB):	OPT	OPT	OPT
Gel scheme, Classic Color Band (CCB) w/solid hull	OPT	OPT	
Gel scheme, Frenzy: classic navy, true red, jet black or sunset orange	OPT	OPT	
Gel scheme, tri-tone: driftwood tan w/navy, driftwood tan w/black, true red w/jet black, pastel yellow w/jet black or pastel blue w/navy	OPT	OPT	OPT
Gel scheme, tri-tone solid hull: driftwood tan w/navy, driftwood tan w/black, true red w/jet black, pastel yellow w/jet black or pastel blue w/navy	OPT	OPT	

	H240	H260	H310
Gel scheme, two-tone, narrow band	STD	STD	STD
Gel scheme, wave graphic	STD	STD	STD
Horn, concealed	STD	STD	STD
Meets or exceeds applicable USCG regulations	STD	STD	STD
NMMA certification	STD	STD	STD
Navigation lights	STD	STD	STD
Rub rail, rigid white vinyl w/stainless steel insert	STD	STD	STD
Shower, aft	STD	STD	STD
Stable-Vee® hull	STD	STD	STD
Step pads, skid-resistant	STD	STD	STD
Sun lounge storage - 2 compartments		STD	STD
Swim platform rail system (accessories optional)			OPT
Swim platform, aft			
- Courtesy lights, blue			STD
- Flexiteek			OPT
- Ladder, angled, deep-reach, hidden, w/wide-step pads	STD	STD	STD
- Real teak			OPT
- Rubber mat	OPT	OPT	
- Skid-resistant surface	STD	STD	STD
Thru-hull fittings, stainless steel	STD	STD	STD
Trim tabs		OPT	STD
Under swim platform lighting	OPT	OPT	
Underwater lighting			OPT
Windlass w/foot controls and rope, chain and anchor			STD
Windshield w/walk-thru	STD	STD	STD
- Full aluminum frame	STD	STD	
- Magnetic catch	STD	STD	STD

	H240	H260	H310
- Stainless steel supports	STD	STD	STD
- Windshield header, stainless steel			STD
Windshield wiper, starboard	OPT	OPT	OPT
TOW SPORTS			
Arch board racks, hinging, stainless steel (2)	OPT	OPT	OPT
Arch, hinging, stainless steel w/mast light and custom bimini top	OPT	OPT	OPT
Arch/tower lights	OPT	OPT	OPT
Arch/tower speakers (1 pair - requires stereo upgrade)	OPT	OPT	OPT
Arch/tower speakers (2 pair - requires stereo upgrade)	OPT	OPT	OPT
Hard top, requires arch (deletes bimini top)	OPT	OPT	
Ski mirror (wakeboard tower only)	OPT	OPT	
Ski pylon, removable			OPT
Ski tow, stainless steel	STD	STD	STD
Ultimate Stainless Arch Package (includes stainless arch, hinging board racks, speakers (4), lights & swim platform mat. Requires stereo upgrade)	OPT	OPT	
Ultimate Wakeboard Tower Package (includes wakeboard tower, board racks, speakers (4), lights, mirror & swim platform mat. Requires stereo upgrade)	OPT	OPT	
Wakeboard tower board racks (2)	OPT	OPT	
Wakeboard tower, hinging w/mast light and custom bimini top	OPT	OPT	
COCKPIT			
Aquaflex™ vinyl	STD	STD	STD
Assist handle(s), stainless steel	STD	STD	STD
Beverage holders, stainless steel	12	11	12
Cooler, removable, 36-quart	STD	STD	STD
Courtesy lights, blue	STD	STD	STD
Engine compartment			
- Assist handle	STD	STD	STD
- Composite construction	STD	STD	STD
- Engine hatch, electric lift	OPT	OPT	STD
- Engine hatch, gas-assisted lift	STD	STD	
- Fiberglass motorhood, insulated	STD	STD	STD
- Molded fiberglass engine compartment liner	STD	STD	STD
Fiberglass liner	STD	STD	STD
Floor, skid-resistant	STD	STD	STD
Flooring, carpet, snap-in	STD	STD	STD
Gray water system, w/holding tank			OPT
Head, enclosed	STD	STD	STD

Four Winns Extra Value Standard Features are highlighted in BLUE throughout these listings. Due to updates and changes in product content including new equipment offerings, please refer to www.fourwinns.com for current availability of features and options. Please note that some standards and options, primarily electronics, are not available outside North America. Please check with your Professional Marine Dealer for complete details.

	H240	H260	H310
- Fiberglass liner	STD	STD	STD
- Opening port lite w/screen	STD	STD	STD
- Overboard discharge			OPT
- Overhead lighting	STD	STD	STD
- Porta-potti	STD	STD	
- Pump-out (porta-potti is standard)	OPT	OPT	
- Sink			STD
- Storage locker		STD	STD
- VacuFlush® head			STD
- Vanity/mirror/medicine cabinet			STD
Inflator, air compressor			OPT
Interior, Florentine w/teak look carpet	OPT	OPT	OPT
Refreshment center	STD	STD	STD
- Cooler, removable 36-quart			STD
- Countertop, solid surface	STD	STD	STD
- Receptacle, 12VDC			STD
- Sink	STD	STD	STD
- Trash receptacle(s)	STD	STD	STD
Refrigerator, cockpit			OPT
Seating, bow			
- Bow cushion(s), removable	STD	STD	STD
- Bow seats, hinged cushions	STD	STD	STD
- Bow, backrest wrap-around	STD	STD	STD
- Cushions, bow fill-in	OPT	OPT	OPT
Seating, cockpit			
- Bucket seats, ComfortRide, dual, adjustable w/flip-up bolster and headrest	STD	STD	
- Cushions, flip-out			STD
- Helm seat, double-wide, adjustable w/flip-up bolster			STD
- Helm seat, power adjustment			STD
- U-shaped stern seating	STD	STD	STD
- Unique stern seat converts to 2 separate loungers	STD	STD	STD
Ski locker, in-floor			
- Hinged lid, gas assist lift	STD	STD	STD
- Large enough for skis, kneeboards or wakeboards	STD	STD	STD
- Raised floor w/rubber mesh mat	STD	STD	STD
Storage, bow			
- Behind backrest at helm	STD	STD	
- Beneath bow seats	STD	STD	STD

	H240	H260	H310
- Recessed w/beverage holders	STD	STD	STD
Storage, cockpit			
- Beneath U-shaped seating	STD	STD	
- Beneath port and starboard seating			STD
- In-floor helm locker			STD
- Locker, head			STD
Table mount only, additional location in bow	OPT	OPT	
Table, cockpit w/side mount bracket, bow			OPT
Table, cockpit w/side-mount bracket	OPT	OPT	STD
Walk-over transom	STD	STD	STD
Walk-thru doors	STD	STD	STD
DAY-BERTH			
Air cond., 3500 BTU, req. dockside power or generator			OPT
CO monitor			STD
Microwave, requires dockside power or generator			OPT
Opening port lite w/screen			STD
Overhead lighting			STD
Settee			STD
Sliding window w/screen			STD
Storage			
- Storage cabinet			STD
- Under berth			STD
Twin size berth			STD
HELM			
Compass	STD	STD	STD
Controls, single lever or dual binnacle, electronic with tilt/trim switches			STD
Dash			
- Genuine wood trim panel	STD	STD	STD
- Rich, hand-fitted, top-stitched upholstery	STD	STD	STD
- Switches, stainless steel push-button; toggle-style & rotary knobs	STD	STD	STD
Depth sounder w/shallow water alarm, water & air temperature	STD	STD	STD
Emergency engine shut-off	STD	STD	STD
Instrumentation, Faria, fog-resistant w/polished raised bezels. (310 uses Merc DTS or Volvo EVC digital gauges)			
- Fuel gauge	STD	STD	STD
- Oil pressure	STD	STD	STD
- Speedometer	STD	STD	STD
- Tachometer w/hour meter	STD	STD	STD

	H240	H260	H310
- Temperature gauge	STD	STD	STD
- Trim gauge	STD	STD	STD
- Volt meter	STD	STD	STD
- 7 function alarm gauge (Twin engines only)			STD
Key chain remote control for courtesy lights			STD
Navigation Package			OPT
- Garmin 420 GPS/Map			INCL
- RayMarine VHF-49 [CE VHF radio is VHF-49E]			INCL
Steering wheel, deluxe, tilt	STD	STD	
Steering wheel, mahogany, tilt			STD
Storage for small electronics	STD	STD	
- Receptacle/charger, 12VDC / iPod®/MP3 port	STD	STD	
- Slip-resistant liner	STD	STD	
VHF radio			OPT
ENGINE / SYSTEMS / DRIVE			
Battery management system w/isolated engine start and ship's system circuits			STD
Battery(ies)	1	1	2
- Dual w/switch	OPT	OPT	STD
Bilge blower(s)	STD	STD	STD
Bilge pump, automatic	1	1	1
Dockside power			OPT
Exhaust, thru-side, Quick & Quiet	OPT	OPT	OPT
- Twin engine			OPT
Fire extinguishing system	OPT	OPT	OPT
Generator (110V only), 3.0 KW; includes air conditioning			OPT
Horn, engine warning	STD	STD	STD
MerCruiser Smart Tow (requires MerCruiser DTS)	OPT	OPT	
Potable water	12 gal / 45 L	12 gal / 45 L	20 gal / 76 L
Power steering	STD	STD	STD
Power trim and tilt	STD	STD	STD
Prop(s), stainless steel		STD	STD
Prop, stainless, exchange	OPT		
Trim switch, power at transom	OPT	OPT	
Wiring harness w/sealed connectors and tin coating for corrosion resistance	STD	STD	STD
- Routed through fiberglass channel in floor			STD
- Routed through PVC conduit in floor	STD	STD	

* For an explanation of specifications in other languages, visit www.fourwinns.com

	H240	H260	H310
ENTERTAINMENT			
CD changer, 6 disc			STD
SIRIUS satellite stereo system w/6-mo. subscription	STD	STD	STD
Speakers, Sony®	STD	STD	STD
Speakers, aft facing transom	OPT	OPT	
Stereo remote w/display at helm			STD
Stereo remote w/display at transom	OPT	OPT	STD
Stereo upgrade (includes Kicker® amplifier and 10" subwoofer)	OPT	OPT	STD
Stereo, Sony® AM/FM/CD player	STD	STD	STD

	H240	H260	H310
Television, flat screen and DVD player, day berth			OPT
iPod®/MP3 port	STD	STD	STD
TRAILER			
Sure-Load™ custom-matched trailer	STD	STD	
- Tandem axle w/tandem disc brakes	STD	STD	
CANVAS			
Bimini top w/stainless steel hardware	STD	STD	STD
CUSTOMER CARE			
Winning Edge Owner Protection Plan	STD	STD	STD

	SL222	SL242	SL262
Swim platform, aft			
- Courtesy lights, blue	STD	STD	STD
- Ladder, angled, deep-reach, hidden, w/wide-steps	STD	STD	STD
- Swim platform lounge converts to sun lounge		STD	
- Swim platform lounge, power, converts to sun lounge			STD
- Swim seat, transom	STD		STD
Swim platform, aft & forward, flexiteek	OPT	OPT	OPT
Swim platform, aft & forward, teak (& coaming pad)	OPT	OPT	OPT
Swim platform, aft & forward, rubber mat	STD	STD	STD
Swim platform, forward			
- Ladder, telescoping	STD	STD	STD
- Skid-resistant surface	STD	STD	STD
Trim tabs		OPT	OPT
Windshield w/walk-thru	STD	STD	STD
- Linked windshield locks	STD	STD	STD
- Magnetic catch	STD	STD	STD
- Stainless steel supports	STD	STD	STD
- Windshield header, stainless steel	STD	STD	STD
Windshield wiper, starboard	OPT	OPT	OPT
TOW SPORTS			
Arch board racks, hinging, stainless steel (2)	OPT	OPT	OPT
Arch, hinging, stainless steel w/mast light & bimini top	OPT	OPT	OPT
Arch/tower lights	OPT	OPT	OPT
Arch/tower speakers (1 pair - requires stereo upgrade)	OPT	OPT	OPT
Arch/tower speakers (2 pair - requires stereo upgrade)	OPT	OPT	OPT
Ballast system (N/A w/thru-side exhaust)	OPT		
Hard top, requires arch (deletes bimini top)	OPT	OPT	OPT
Ski tow, stainless steel	STD	STD	STD
Ultimate SL Stainless Steel Arch Package (includes stainless arch, hinging board racks, speakers [4] & lights. Requires stereo upgrade)	OPT	OPT	OPT
COCKPIT			
Assist handle(s), stainless steel	STD	STD	STD
Beverage holders, stainless steel	STD	STD	STD
Cooler, removable, 36-quart	STD	STD	STD
Courtesy lights, blue	STD	STD	STD
Engine compartment			
- Engine hatch, gas-assisted lift	STD	STD	STD
- Fiberglass motorhood, insulated	STD	STD	STD
- Molded fiberglass engine compartment liner	STD	STD	STD

SL SERIES 2009 STANDARD & OPTIONS

SPECIFICATIONS*	SL222	SL242	SL262
Length overall (ft/m)	22'7" / 6.88	24'5" / 7.44	26'6" / 8.08
Beam (ft/m)	8'6" / 2.59	8'6" / 2.59	8'6" / 2.59
Deadrise (degrees)	20°	20°	20°
Draft - drive down (in/cm)	33" / 84	33" / 84	33" / 84
Fuel capacity (gal/l)	50 / 189	58 / 220	75 / 284
Maximum capacity (lbs/kg)	1800 / 816	2100 / 953	2400 / 1089
Approximate boat and engine weight - maximum (lbs/kg)	4470 / 2030	5080 / 2300	5590 / 2540
Approximate boat and engine weight - minimum (lbs/kg)	4420 / 2000	4870 / 2210	5380 / 2440
Trailer weight (lbs/kg)	1256 / 570	1495 / 678	1968 / 893

	SL222	SL242	SL262
HULL AND DECK			
Aft deck storage	STD	STD	STD
Anchor locker w/hidden ladder	STD	STD	STD
- Overboard draining		STD	STD
Art Series	OPT	OPT	OPT
Bow and stern eyes, stainless steel	STD	STD	STD
Bow scuff plate, stainless steel	STD	STD	STD
Cleats, pull-up, stainless steel	6	6	7
Designators, beveled chrome	STD	STD	STD
Docking lights	OPT	OPT	OPT
Engine vents, stainless steel, transom-mounted	STD	STD	STD
Flagpole and holder (flag not included)	OPT	OPT	OPT
Gel accent stripe: six color choices	STD	STD	STD

	SL222	SL242	SL262
Gel coat, premium: classic navy, true red, driftwood tan, jet black, pastel yellow, pastel blue or all white	STD	STD	STD
Gel scheme, Classic Color Band (CCB)	STD	STD	STD
Gel scheme, Classic Color Band (CCB), solid hull	OPT	OPT	OPT
Horn, concealed	STD	STD	STD
Meets or exceeds applicable USCG regulations	STD	STD	STD
NMMA certification	STD	STD	STD
Navigation lights	STD	STD	STD
Rub rail, rigid white vinyl w/stainless steel insert	STD	STD	STD
Shower, aft	STD	STD	STD
Stable-Vee® SC hull	STD	STD	STD
- Wake chine	STD		
Step pads, skid-resistant	STD	STD	STD
Swim platform rail system (accessories optional)	OPT	OPT	OPT

Four Winns Extra Value Standard Features are highlighted in BLUE throughout these listings. Due to updates and changes in product content including new equipment offerings, please refer to www.fourwinns.com for current availability of features and options. Please note that some standards and options, primarily electronics, are not available outside North America. Please check with your Professional Marine Dealer for complete details.

	SL222	SL242	SL262
Fiberglass liner	STD	STD	STD
Floor, skid-resistant	STD	STD	STD
Flooring, carpet, snap-in	STD	STD	STD
Head, enclosed		STD	STD
- Cabinet, wood		STD	STD
- Fiberglass liner		STD	STD
- Hatch, expandable for extra head room		STD	STD
- Overhead lighting		STD	STD
- Porta-potti	STD	STD	
- Pump-out (porta-potti is standard)	OPT	OPT	
- Skylight, smoked acrylic	STD	STD	
- Storage cabinet		STD	STD
Heater, cockpit	OPT	OPT	OPT
Interior gel choice: jet black, silver or driftwood tan	STD	STD	
Interior upholstery: pewter, bluewater or driftwood tan	STD	STD	STD
Interior, Florentine w/teak look carpet	OPT	OPT	OPT
Port console			
- Genuine wood accent panel	STD	STD	STD
- Glove box, lockable	STD	STD	STD
- Rich, hand-fitted, top-stitched upholstery	STD	STD	STD
Porta-potti, includes privacy tent	OPT		
Privacy tent, bow	OPT		
Seating, bow			
- Bow seats, hinged	STD	STD	STD
- Canted wrap-around backrests	STD	STD	STD
- Cushions, bow fill-in	OPT	OPT	OPT
Seating, cockpit			
- ComfortRide Plus helm & port seats, flip-up bolsters, adjustable			STD
- ComfortRide Plus helm seat, bolster, flip-up bolsters, adjustable		STD	
- Cushion, transom walk-thru fill-in (includes backrest)	STD	STD	
- Helm seat, flip-up bolster; backrest converts to aft-facing lounge	STD		
- L-shaped lounge seating	STD		STD
- Map pocket			STD
- Port seat, flip-up bolster; backrest converts to aft-facing lounge (242) or seat (222)	STD	STD	
- U-shaped stern seating		STD	
- Watersports chair			STD

	SL222	SL242	SL262
Sink & faucet			OPT
Ski locker, in-floor			OPT
- Hinged lid, gas assist lift	STD	STD	STD
- Large enough for skis, kneeboards or wakeboards	STD	STD	STD
- Raised floor w/rubber mesh mat	STD	STD	STD
- Trash receptacle	STD	STD	STD
Storage, bow			
- Behind backrest at helm		STD	STD
- Behind backrest at helm and passenger consoles	STD		
- Beneath bow seats	STD	STD	STD
- Recessed w/beverage holders	STD	STD	STD
Storage, cockpit			
- Beneath L-shaped seating	STD		STD
- Beneath U-shaped seating		STD	
- Mesh-sided bag for damp gear	STD	STD	
Sundeck	STD		
- Additional cushion expands sundeck	STD		
- Kick-up headrest creates chaise lounge	STD		
Table mount only, additional location in bow		OPT	OPT
Table, cockpit w/side-mount bracket	OPT	OPT	OPT
Table, teak wood	OPT	OPT	OPT
Walk-thru transom, port (222), starboard (242/262)	STD	STD	STD
- Transom door, walk-thru, clear acrylic			STD
HELM			
Compass	STD	STD	STD
Dash			
- Genuine wood trim choice: mahogany or blonde	STD	STD	STD
- Rich, hand-fitted, top-stitched upholstery	STD	STD	STD
- Switches, stainless steel push-button; toggle-style	STD	STD	STD
Depth sounder w/shallow water alarm, water & air temperature and hour meter	STD	STD	STD
Emergency engine shut-off	STD	STD	STD
GPS/Map, Garmin 420	OPT	OPT	OPT
Instrumentation, Medallion, fog-resistant: fuel gauge, oil pressure, speedometer, hour meter, tachometer, temperature gauge, trim gauge, volt meter	STD	STD	STD
Key chain remote control for courtesy lights	STD	STD	STD
Steering wheel, tilt	STD	STD	STD
- Genuine wood, matches dash	STD	STD	STD
Storage for small electronics	STD	STD	STD

	SL222	SL242	SL262
- Hinged lid	STD	STD	STD
- Receptacle/charger, 12VDC / iPod®/MP3 port	STD	STD	STD
- Slip-resistant liner	STD	STD	STD
ENGINE / SYSTEMS / DRIVE			
Battery(ies)	1	1	2
- Dual w/switch	OPT	OPT	STD
Bilge blower(s)	STD	STD	STD
Bilge pump, automatic	1	1	1
Exhaust, thru-side, Quick & Quiet	OPT	OPT	OPT
Fire extinguishing system	OPT	OPT	OPT
Horn, engine warning	STD	STD	STD
MerCruiser Smart Tow (requires MerCruiser DTS)	OPT	OPT	OPT
Potable water	12 gal / 45 L	15 gal / 57 L	15 gal / 57 L
Power steering	STD	STD	STD
Power trim and tilt	STD	STD	STD
Trim switch, power at transom	OPT	OPT	OPT
Wiring harness w/sealed connectors and tin coating for corrosion resistance	STD	STD	STD
ENTERTAINMENT			
SIRIUS satellite stereo w/6-month subscription	STD	STD	STD
Speakers, Sony®	STD	STD	STD
Stereo remote w/display at transom	OPT	OPT	OPT
Stereo upgrade (includes Kicker® amplifier and 10" subwoofer)	OPT	OPT	OPT
Stereo upgrade, ULTIMATE (requires stereo upgrade option); includes 2nd Kicker® amplifier (additional subwoofer 262 only)	OPT	OPT	OPT
Stereo, Sony® AM/FM/CD player	STD	STD	STD
iPod®/MP3 port	STD	STD	STD
TRAILER			
Sure-Load™ custom-matched trailer	STD	STD	STD
- Tandem axle w/tandem disc brakes	STD	STD	STD
CANVAS			
Bimini top w/stainless steel hardware	STD	STD	STD
CUSTOMER CARE			
Winning Edge Owner Protection Plan	STD	STD	STD

* For an explanation of specifications in other languages, visit www.fourwinns.com

F SERIES 2009 STANDARD & OPTIONS

SPECIFICATIONS*	F204	F224	F244	F274
Length overall (ft/m)	21'2" / 6.45	23'8" / 7.21	25'6" / 7.77	28'2" / 8.59
Beam (ft/m)	8'6" / 2.59	8'6" / 2.59	8'6" / 2.59	8'6" / 2.59
Deadrise (degrees)	17°	17°	17°	17°
Draft - drive down (in/cm)	30" / 76	31" / 79	33" / 84	34" / 86
Fuel capacity (gal/l)	50 / 189	50 / 189	65 / 246	80 / 303
Maximum capacity (lbs/kg)	1700 / 771	1900 / 862	2050 / 930	2300 / 1043
Approximate boat and engine weight - maximum (lbs/kg)	3800 / 1720	4240 / 1920	4700 / 2130	5410 / 2450
Approximate boat and engine weight - minimum (lbs/kg)	3650 / 1660	4150 / 1880	4680 / 2120	5200 / 2360
Trailer weight (lbs/kg)	1277 / 579	1365 / 619	2030 / 921	1925 / 873

	F204	F224	F244	F274
HULL AND DECK				
Anchor locker w/hidden ladder	STD	STD	STD	STD
Bow and stern eyes, stainless steel	STD	STD	STD	STD
Bow rails, thru-bolted, stainless steel		STD	STD	STD
Bow scuff plate, stainless steel	STD	STD	STD	STD
Cleats, pull-up, stainless steel	6	6	6	6
Designators, beveled chrome	STD	STD	STD	STD
Docking lights	STD	STD	STD	STD
Engine vents, transom-mounted	STD	STD	STD	STD
Fishing seats, aft & fwd.	OPT	OPT	OPT	
Flagpole and holder (flag not included)	OPT	OPT	OPT	OPT
Gel coat, premium: classic navy, true red, driftwood tan, jet black, pastel yellow, pastel blue or all-white	STD	STD	STD	STD
Gel scheme, Frenzy: classic navy, true red, jet black or sunset orange	OPT	OPT	OPT	
Gel scheme, Two-tone, narrow band	STD	STD	STD	STD
Gel scheme, wave graphic or hull accent tape	STD	STD	STD	STD
Horn, concealed	STD	STD	STD	STD
Meets or exceeds applicable USCG regulations	STD	STD	STD	STD
NMMA certification	STD	STD	STD	STD
Navigation lights	STD	STD	STD	STD
Rub rail, rigid white vinyl w/stainless steel insert	STD	STD	STD	STD

	F204	F224	F244	F274
Shower, forward & aft	STD	STD	STD	STD
Step pads, skid-resistant	STD	STD	STD	STD
Swim platform rail system (accessories optional)		OPT	OPT	OPT
Swim platform, aft				
- Ladder, angled, deep-reach, hidden, w/wide-step pads	STD	STD	STD	STD
- Rubber mat	OPT	OPT	OPT	
- Skid-resistant surface	STD	STD	STD	STD
- Storage tub		STD	STD	STD
- Swim platform lounge(s)	STD	STD	STD	STD
Swim platform, forward				
- Ladder, telescoping	STD	STD	STD	STD
- Skid-resistant surface	STD	STD	STD	STD
Under swim platform lighting	OPT			
Walk-thru storage, transom	STD	STD		
Windshield w/walk-thru	STD	STD	STD	STD
- Full aluminum frame	STD	STD	STD	STD
- Magnetic catch	STD	STD	STD	STD
- Stainless steel supports		STD	STD	STD

	F204	F224	F244	F274
TOW SPORTS				
Arch board racks, hinging, stainless steel (2)		OPT	OPT	OPT
Arch, hinging, stainless steel w/mast light and custom bimini top		OPT	OPT	OPT
Arch/Tower lights	OPT	OPT	OPT	OPT
Arch/Tower speakers (1 pair - requires stereo upgrade)	OPT	OPT	OPT	OPT
Arch/Tower speakers (2 pair - requires stereo upgrade)	OPT	OPT	OPT	OPT
Hard top, requires arch (deletes bimini top)		OPT	OPT	OPT
Ski mirror (wakeboard tower only)	OPT	OPT	OPT	
Ski pylon, removable		OPT	OPT	OPT
Ski tow, stainless steel	STD	STD	STD	STD
Ultimate Stainless Arch Package (includes stainless arch, hinging board racks, speakers (4), lights & swim platform mat. Requires stereo upgrade)		OPT	OPT	
Ultimate Wakeboard Tower Package (includes wakeboard tower, board racks, speakers (4), lights, mirror & swim platform mat. Requires stereo upgrade)	OPT	OPT	OPT	
Wakeboard tower board racks (2)	OPT	OPT	OPT	
Wakeboard tower, hinging w/mast light and custom bimini top	OPT	OPT	OPT	

Four Winns Extra Value Standard Features are highlighted in BLUE throughout these listings. Due to updates and changes in product content including new equipment offerings, please refer to www.fourwinns.com for current availability of features and options. Please note that some standards and options, primarily electronics, are not available outside North America. Please check with your Professional Marine Dealer for complete details.

	F204	F224	F244	F274
COCKPIT				
Aquaflex™ vinyl	STD	STD	STD	STD
Assist handle(s), stainless steel	STD	STD	STD	STD
Beverage holders, stainless steel	8	8	11	18
Cooler, removable, 36-quart	STD	STD	STD	2
Courtesy lights, blue	STD	STD	STD	STD
Engine compartment				
- Engine hatch, electric lift		OPT	OPT	OPT
- Engine hatch, gas-assisted lift	STD	STD	STD	STD
- Fiberglass motorhood, insulated	STD	STD	STD	STD
- Gel-coated bilge	STD	STD	STD	STD
Fiberglass liner	STD	STD	STD	STD
Floor, skid-resistant	STD	STD	STD	STD
Flooring, carpet, snap-in	STD	STD	STD	STD
Forward entry	STD	STD	STD	STD
Head, enclosed		STD	STD	STD
- Fiberglass liner		STD	STD	STD
- Opening port lite w/screen		STD	STD	STD
- Overhead lighting		STD	STD	STD
- Porta-potti		STD	STD	STD
- Pump-out (porta-potti is standard)		OPT	OPT	OPT
Ice chest beneath bow seat	STD	STD	STD	STD
Refreshment center	STD	STD	STD	STD
- Built-in ice chest			STD	STD
- Countertop, solid surface			STD	STD
- Sink	STD	STD	STD	STD
- Trash receptacle(s)	STD	STD	STD	STD
Seating, bow				
- Bow seats, removable	STD	STD	STD	STD
- Canted wrap-around backrests	STD	STD	STD	STD
- Cushions, bow fill-in	OPT	OPT	OPT	OPT
Seating, cockpit				
- Bucket seats, ComfortRide, flip-up bolsters, adjustable	STD	STD	STD	STD
- Canted wrap-around backrests w/ removable seat cushions	STD	STD	STD	STD
- Cushion, transom walk-thru fill-in (includes backrest)	STD	STD	STD	STD
- U-shaped stern seating	STD	STD	STD	STD

	F204	F224	F244	F274
Ski locker, in-floor				
- Hinged lid, gas assist lift	STD	STD	STD	STD
- Large enough for skis, kneeboards or wakeboards	STD	STD	STD	STD
- Raised floor w/rubber mesh mat	STD	STD	STD	STD
Starboard entry bow			STD	STD
Storage, bow				
- Beneath bow seats	STD	STD	STD	STD
Storage, cockpit				
- Beneath U-shaped seating	STD	STD	STD	STD
- Helm compartment		STD	STD	STD
- In-floor locker			STD	
Table mount only, additional location in bow	OPT	OPT	OPT	OPT
Table, cockpit w/side-mount bracket	OPT	STD	STD	STD
Walk-thru doors	STD	STD	STD	STD
Walk-thru transom	STD	STD	STD	STD
HELM				
Compass		STD	STD	STD
Dash				
- Rich, hand-fitted, top-stitched upholstery		STD	STD	STD
- Switches, stainless steel push-button; toggle-style & rotary knobs	STD	STD	STD	STD
- Top stitch-style detailing	STD			
Depth sounder w/shallow water alarm, water & air temperature	STD	STD	STD	STD
Emergency engine shut-off	STD	STD	STD	STD
Genuine wood trim	STD	STD	STD	STD
Instrumentation, Faria, fog-resistant w/polished raised bezels				
- Fuel gauge	STD	STD	STD	STD
- Oil pressure	STD	STD	STD	STD
- Speedometer	STD	STD	STD	STD
- Tachometer w/hour meter	STD	STD	STD	STD
- Temperature gauge	STD	STD	STD	STD
- Trim gauge	STD	STD	STD	STD
- Volt meter	STD	STD	STD	STD
Steering wheel, deluxe, tilt	STD	STD	STD	STD
Storage for small electronics	STD	STD	STD	STD

	F204	F224	F244	F274
- Receptacle/charger, 12VDC / iPod®/ MP3 port	STD	STD	STD	STD
- Slip-resistant liner	STD	STD	STD	STD
ENGINE / SYSTEMS / DRIVE				
Battery(ies)	1	1	1	1
- Dual w/switch		OPT	OPT	OPT
Bilge blower(s)	STD	STD	STD	STD
Bilge pump, automatic	STD	STD	STD	STD
Horn, engine warning	STD	STD	STD	STD
MerCruiser Smart Tow (requires MerCruiser DTS engines)		OPT	OPT	OPT
Potable water	12 gal / 45 L	12 gal / 45 L	12 gal / 45 L	12 gal / 45 L
Power steering	STD	STD	STD	STD
Power trim and tilt	STD	STD	STD	STD
Prop, stainless, exchange	OPT	OPT		
Trim switch, power at transom	OPT	OPT	OPT	OPT
Wiring harness w/sealed connectors and tin coating for corrosion resistance	STD	STD	STD	STD
- Routed thru PVC conduit in floor	STD	STD	STD	STD
ENTERTAINMENT				
SIRIUS satellite stereo system w/6-month subscription	STD	STD	STD	STD
Speakers, Sony®	STD	STD	STD	STD
Stereo remote w/display at transom	OPT	OPT	OPT	OPT
Stereo upgrade (includes Kicker® amplifier and 10" subwoofer)	OPT	OPT	OPT	OPT
Stereo, Sony® AM/FM/CD player	STD	STD	STD	STD
iPod®/MP3 port	STD	STD	STD	STD
TRAILER				
Sure-Load™ custom-matched trailer	STD	STD	STD	STD
- Tandem axle w/tandem disc brakes	STD	STD	STD	STD
CANVAS				
Bimini top w/stainless steel hardware	STD	STD	STD	STD
CUSTOMER CARE				
Winning Edge Owner Protection Plan	STD	STD	STD	STD

* For an explanation of specifications in other languages, visit www.fourwinns.com

S SERIES 2009 STANDARD & OPTIONS

SPECIFICATIONS*	S215
Length overall (ft/m)	23'0" / 7.01
Beam (ft/m)	8'1" / 2.46
Deadrise (degrees)	19°
Draft - drive down (in/cm)	34" / 86
Fuel capacity (gal/l)	35 / 132
Maximum capacity (lbs/kg)	1500 / 680
Approximate boat and engine weight - maximum (lbs/kg)	3820 / 1730
Approximate boat and engine weight - minimum (lbs/kg)	3720 / 1690
Trailer weight (lbs/kg)	1103 / 500

S215	
HULL AND DECK	
Anchor locker	STD
- Notch in lid for line	STD
- Overboard draining	STD
Bow and stern eyes, stainless steel	STD
Bow rails, thru-bolted, stainless steel	STD
Bow scuff plate, stainless steel	STD
Cleats, stainless steel	6
Deck hatch, white translucent	STD
Designators, beveled chrome	STD
Engine vents	STD
Flagpole and holder (flag not included)	OPT
Gel coat, premium: classic navy, true red, drift-wood tan, jet black, pastel yellow, pastel blue or all-white	STD
Gel scheme, Classic Color Band (CCB)	OPT
Gel scheme, two-tone, narrow band	STD
Gel scheme, wave graphic	STD
Horn, concealed	STD
Meets or exceeds applicable USCG regulations	STD
NMMA certification	STD
Navigation lights	STD

S215	
Port lites, opening w/screens	2
Rub rail, rigid white vinyl w/stainless steel insert	STD
Shower, aft	STD
Ski tow, stainless steel	STD
Stable-Vee® hull	STD
Swim platform, aft	
- Ladder, angled, deep-reach, hidden, w/wide-step pads	STD
- Skid-resistant surface	STD
- Storage tub	STD
- Swim platform lounge(s)	STD
Thru-hull fittings, stainless steel	STD
Windshield w/walk-thru	STD
- Full aluminum frame	STD
- Magnetic catch	STD
- Stainless steel supports	STD
Windshield wiper, starboard	OPT

COCKPIT	
Aquaflex™ vinyl	STD
Assist handle(s), stainless steel	STD
Beverage holders, stainless steel	4
Cooler, removable, 36-quart	STD
Courtesy light(s), blue	STD
Cushion, aft fill-in	OPT
Engine compartment	
- Composite construction	STD
- Engine hatch, electric lift	STD
- Fiberglass motorhood, insulated	STD
- Gel-coated bilge	STD
Fiberglass liner	STD
Floor, skid-resistant	STD
Flooring, carpet, snap-in	STD
Refreshment center	STD
- Countertop, solid surface	STD

S215	
- Sink	STD
- Trash receptacle(s)	STD
Seating, cockpit	
- Bucket seats, ComfortRide, flip-up bolsters, adjustable	STD
- U-shaped stern seating	STD
Storage, cockpit	
- Beneath stern seat	STD
Table, cockpit w/side-mount bracket	OPT
Walk-thru storage - large enough for skis	STD
Walk-thru transom	STD
HELM	
Burlwood trim w/silver accents	STD
Compass	STD
Depth sounder w/shallow water alarm, water & air temperature	STD
Emergency engine shut-off	STD
Instrumentation, Faria, fog-resistant w/stainless steel bezels	STD
- Fuel gauge	STD
- Oil pressure	STD
- Speedometer	STD
- Tachometer w/hour meter	STD
- Temperature gauge	STD
- Trim gauge	STD
- Volt meter	STD
Lighted switches	STD
Receptacle, 12 VDC	1
Steering wheel, deluxe, tilt	STD
ENGINE / SYSTEMS / DRIVE	
Battery	1
- Dual w/switch	OPT
Bilge blower(s)	STD
Bilge pump, automatic	1
Fire extinguishing system	OPT
Horn, engine warning	STD

S215	
Potable water	12 gal / 45 L
Power steering	STD
Power trim and tilt	STD
Prop, stainless, exchange	OPT
Wiring harness w/sealed connectors and tin coating for corrosion resistance	STD
- Routed thru PVC conduit in floor	STD
ENTERTAINMENT	
SIRIUS satellite stereo system w/6-month subscription	STD
Speakers, Sony®	STD
Stereo remote w/display at helm	STD
Stereo remote w/display at transom	OPT
Stereo, Sony® AM/FM/CD player	STD
iPod®/MP3 port	STD
CABIN	
Backrest converts to V-berth fill-in	STD
CO (carbon monoxide) monitor	STD
Dual bi-fold doors, removable	STD
Head, porta-potti, slide-out	STD
Head, pumpout	OPT
Lights, swivel	STD
Storage, cabin	STD
- Beneath V-berth cushions	STD
- Shelves behind backrests	STD
Stove, one burner, butane	OPT
TRAILER	
Sure-Load™ custom-matched trailer	STD
- Tandem axle w/tandem disc brakes	STD
CANVAS	
Bimini top w/stainless steel hardware	STD
CUSTOMER CARE	
Winning Edge Owner Protection Plan	STD

Four Winns Extra Value Standard Features are highlighted in BLUE throughout these listings. Due to updates and changes in product content including new equipment offerings, please refer to www.fourwinns.com for current availability of features and options. Please note that some standards and options, primarily electronics, are not available outside North America. Please check with your Professional Marine Dealer for complete details.

V SERIES 2009 STANDARD & OPTIONS

SPECIFICATIONS*	V258	V278
Length overall (ft/m)	26'0" / 7.92	28'4" / 8.64
Beam (ft/m)	8'6" / 2.55	8'6" / 2.55
Deadrise (degrees)	17°	17°
Draft - drive down (in/cm)	36" / 91	39" / 99
Fuel capacity (gal/l)	70 / 265	85 / 321
Maximum capacity (lbs/kg)	Yacht	Yacht
Approximate boat and engine weight - maximum (lbs/kg)	6270 / 2840	7360 / 3340
Approximate boat and engine weight - minimum (lbs/kg)	6250 / 2830	6910 / 3130
Trailer weight (lbs/kg)	1667 / 756	2056 / 933

	V258	V278
HULL AND DECK		
Anchor line locker, w/access lid	STD	STD
Anchor w/rope and chain	OPT	OPT
Arch, fiberglass		STD
Arch, fiberglass - delete		OPT
Balsa-cored hull sides and deck	STD	STD
Bow anchor roller	STD	STD
Bow and stern eyes, stainless steel	STD	STD
Bow rails, welded one-piece, one-inch stainless steel	STD	STD
Cleats, stainless steel	6	6
Deck hatch	1	1
- Translucent w/screen	STD	STD
Designators, beveled chrome	STD	STD
Dockside inlets		
- Dockside power w/power cable(s)	STD	STD
- Water	STD	STD
Drain plug, brass-threaded	STD	STD
Engine compartment ventilators	STD	STD
Flagpole and holder (flag not included)	OPT	OPT
Gel coat, premium: classic navy, true red, driftwood tan, jet black, pastel yellow, pastel blue or all white	STD	STD
Gel scheme, Classic Color Band (CCB):	OPT	OPT
Gel scheme, tri-tone: driftwood tan w/navy or driftwood tan w/black	OPT	OPT
Gel scheme, two-tone, narrow band	STD	STD

	V258	V278
Horn, concealed	STD	STD
Light, spot/flood, remote	STD	STD
Meets or exceeds applicable USCG regulations	STD	STD
NMMA certification	STD	STD
Navigation lights	STD	STD
Port lites, stainless steel, opening w/screens	3	4
Rub rail, rigid white vinyl w/stainless steel insert	STD	STD
Shower, aft, hot/cold	STD	STD
Skid-resistant swim platform, foredeck, walk-thru, cockpit floor	STD	STD
Stable-Vee® hull	STD	STD
Stern assist rail, stainless steel		STD
Sunpads, deck	OPT	OPT
Swim platform rail system (accessories optional)	OPT	OPT
Swim platform, aft		
- Flexiteek	OPT	OPT
- Ladder, angled, deep-reach, hidden, w/wide-step pads	STD	STD
- Real teak	OPT	OPT
- Ski tow, stainless steel	STD	STD
- Skid-resistant surface	STD	STD
Thru-hull fittings, stainless steel	STD	STD
Transom door, walk-thru, acrylic	STD	STD
Transom storage locker	STD	STD
Trim tabs	STD	STD
Under swim platform lighting	OPT	OPT
Windlass w/foot controls and rope, chain and anchor	OPT	OPT

	V258	V278
Windlass, upgrade, 800 Maxwell		OPT
Windshield w/walk-thru	STD	STD
- Full aluminum frame	STD	
- Linked windshield locks		STD
- Magnetic catch	STD	STD
- Stainless steel supports	STD	STD
TOW SPORTS		
Arch, stainless steel w/mast light and custom bimini top	OPT	OPT
Hard top, requires arch (deletes bimini top)	OPT	OPT
COCKPIT		
Aquaflex™ vinyl	STD	STD
Battery management system w/separate engine start and ship's system circuits		STD
Battery switch, dual	STD	STD
Beverage holders, stainless steel	STD	STD
Courtesy light(s), blue	STD	STD
Engine compartment, insulated		
- Engine hatch, electric lift	STD	STD
Fiberglass liner, self-bailing	STD	STD
Flooring, carpet, lay-in	STD	STD
Interior, Florentine w/teak look carpet	OPT	OPT
Pillows, cockpit	OPT	OPT
Receptacle, 110 VAC (220 VAC international)	STD	STD
Refreshment center	STD	STD
- Cooler, removable 36-quart	STD	STD
- Sink	STD	STD
Seating		
- Cushion, aft fill-in (N/A with Mediterranean SunSport seating)	OPT	OPT
- Double-wide helm w/flip-up bolsters, adjustable driver's seat	STD	STD
- Mediterranean SunSport (opposing bench seats convert to large sun deck w/reclining seat back)	OPT	OPT
- Opposing bench seating	STD	
- Solid back w/storage	STD	STD
- U-shaped stern seating		STD
Storage		
- Beneath helm seat	STD	STD
- Sidewall	STD	STD
Table w/mount	STD	STD
Windshield wiper, starboard	STD	STD

* For an explanation of specifications in other languages, visit www.fourwinns.com

	V258	V278
HELM AREA		
Compass	STD	STD
Dash, includes space for GPS and VHF	STD	STD
Depth sounder w/shallow water alarm, water & air temperature	STD	STD
Emergency start remote switch		STD
Helm cover, canvas	STD	STD
Instrument panel, black	STD	STD
Instrumentation, Faria, fog-resistant w/polished raised bezels		
- Fuel gauge	STD	STD
- Oil pressure	STD	STD
- Speedometer	STD	STD
- Tachometer w/hour meter	STD	STD
- Temperature gauge	STD	STD
- Trim gauge	STD	STD
- Volt meter	STD	STD
Navigation Package		
- 435 GPS/Plotter	INCL	INCL
- RayMarine VHF-49 [CE VHF radio is VHF-49E]	INCL	INCL
Receptacle, 12 VDC at helm	1	1
Steering wheel, deluxe, tilt	STD	STD
VHF radio	OPT	OPT
ENGINE / SYSTEMS / DRIVE		
Battery charger, converter	20 AMP	20 AMP
Batteries	2	2
Bilge blower(s)	STD	STD
Bilge pump, automatic	1	1
Color-coded wiring w/chafe protection	STD	STD
Fire extinguishing system	OPT	OPT
Gas vapor detector	STD	STD
Generator	OPT	OPT
Power trim and tilt	STD	STD
Prop(s), stainless steel	STD	STD
Shore power galvanic isolator	STD	STD
Water heater	6 GAL / 23 L	6 GAL / 23 L
ENTERTAINMENT		
CD changer, 6 disc	OPT	OPT
SIRIUS satellite stereo system w/6-month subscription	STD	STD

	V258	V278
Speakers, Sony®	STD	STD
Stereo remote w/display at helm	STD	STD
Stereo remote w/display at transom	OPT	OPT
Stereo upgrade (includes Kicker® amplifier and 10" subwoofer)	OPT	OPT
Stereo, Sony® AM/FM/CD player	STD	STD
Television, flat screen and DVD player, cabin	OPT	OPT
iPod®-ready/MP3 ports, cabin and helm	STD	STD
CABIN		
Air conditioning/heating	OPT	OPT
CO (carbon monoxide) monitor	STD	STD
Cabin door, acrylic w/screen	STD	STD
Cabin height (maximum)	5'10" / 1.78 m	6'0" / 1.83 m
Cabin panel, 110 VAC (220 VAC, International)	STD	STD
Dinette	STD	STD
- Converts to berth	STD	STD
- Under seat storage	STD	STD
Fiberglass liner	STD	STD
Flooring, carpet, lay-in	STD	STD
Forward berth	STD	STD
- Converts to dinette	STD	STD
Headliner, easy clean	STD	STD
Interior décor choices: black & tan, midnight blue or sea & sand	OPT	OPT
Lighting, forward berth, overhead	STD	STD
Throw pillows, sham package	OPT	OPT
V-berth mirror	STD	STD
GALLEY AREA		
Cabinetry, woodgrain w/positive latch system and upper/lower, enclosed	STD	STD
Countertop, granite-look	STD	STD
- Generous counter space	STD	STD
- Sink w/cover & cutting board	STD	STD
Lighting, under cupboard	STD	STD
Microwave, 110 VAC (220 international)	STD	STD
Receptacle, 110 VAC (220 international), 12 VDC	1	1
Refrigerator, dual voltage, 110 VAC & 12 VDC (220 VAC international)	STD	STD
Stove, alcohol/electric, flush-mounted	OPT	OPT

	V258	V278
Stove, electric, flush-mounted	ONE BURNER	ONE BURNER
Trash receptacle	STD	STD
HEAD AND SHOWER AREA		
Door, woodgrain, locking	STD	STD
Fiberglass enclosed stand-up head	STD	STD
- Mirror	STD	STD
Gray Water System, w/holding tank	OPT	OPT
Head, overboard discharge (includes direct overboard discharge interlock switch)	OPT	OPT
Head, porcelain w/holding tank	STD	STD
Head, porcelain, VacuFlush® w/holding tank	OPT	OPT
Lighting, overhead	STD	STD
Medicine storage area	STD	STD
Port lite, opening w/screen	STD	STD
Receptacle, 110 VAC (220 VAC international)	STD	STD
Sink and vanity	STD	STD
Sump pump, shower	STD	STD
Tank level indicators, potable water & waste	OPT	OPT
Towel rack	STD	STD
Vanity mirror	STD	STD
MID-CABIN OR MID-CABIN STATEROOM		
Berth access, wide-opening	STD	STD
Privacy curtain	STD	STD
Storage		
- Hanging locker	STD	STD
- Overhead	STD	STD
- Sidewall cabinet	STD	STD
Window, opening w/screen	STD	STD
TRAILER		
Sure-Load™ custom-matched trailer	OPT	OPT
- Tandem axle w/tandem disc brakes	OPT	OPT
CANVAS		
Camper canvas w/stainless steel hardware	STD	STD
- Colors: classic navy, true red, driftwood tan, jet black	STD	STD
CUSTOMER CARE		
Winning Edge Owner Protection Plan	STD	STD

Four Winns Extra Value Standard Features are highlighted in BLUE throughout these listings. Due to updates and changes in product content including new equipment offerings, please refer to www.fourwinns.com for current availability of features and options. Please note that some standards and options, primarily electronics, are not available outside North America. Please check with your Professional Marine Dealer for complete details.


SL SERIES THE INNOVATION CONTINUES WHEN YOU PERSONALIZE YOUR SL INTERIOR AND EXTERIOR

SELECT YOUR EXTERIOR

Choose from a variety of premium gel coat colors and graphics.



SWIM PLATFORM



REAL TEAK SWIM PLATFORM



FLEXITEEK SWIM PLATFORM



RUBBER SWIM PLATFORM

SELECT YOUR INTERIOR

Make a bold or subtle statement with your choice of interior gel coat, vinyl upholstery and genuine wood trim.



DRIFTWOOD INTERIOR UPHOLSTERY



BLUEWATER INTERIOR UPHOLSTERY



PEWTER INTERIOR UPHOLSTERY



FLORENTINE INTERIOR UPHOLSTERY



DRIFTWOOD INTERIOR GEL W/BLONDE DASH



JET BLACK INTERIOR GEL W/MAHOGANY DASH



SILVER INTERIOR GEL W/MAHOGANY DASH



DRIFTWOOD INTERIOR GEL W/BLONDE TRIM



JET BLACK INTERIOR GEL W/MAHOGANY TRIM



SILVER INTERIOR GEL W/MAHOGANY TRIM

CARPET CHOICES




STANDARD CARPET




OPTIONAL FLORENTINE INTERIOR CARPET


INTERIOR UPHOLSTERY



DRIFTWOOD TAN



BLUEWATER




PEWTER



FLORENTINE

INTERIOR GEL



JET BLACK



SILVER



DRIFTWOOD TAN

DASH WOOD



MAHOGANY
W/MATCHING
STEERING WHEEL



BLONDE
W/MATCHING
STEERING WHEEL



BOATING IS EASIER AND MORE FUN THAN EVER THANKS TO TECHNOLOGY

Operating a boat is easier than ever, thanks to advanced propulsion technology from today's top engine makers. Many are now available with catalytic converters, EFI and other features to make boating more enjoyable and reliable. When you choose Four Winns, you also benefit from a manufacturer's two-year engine limited warranty plan. Ask your Dealer for details.



FOUR WINNS USES INTERSTATE BATTERIES. (US AND CANADA)



VOLVO PENTA

FOUR WINNS BOATS EQUIPPED WITH POWER FROM VOLVO PENTA RECEIVE A TWO-YEAR WARRANTY FROM THE ENGINE MANUFACTURER. SEE YOUR DEALER FOR DETAILS.



VOLVO PENTA RANKED HIGHEST IN THE JD POWER AND ASSOCIATES MARINE ENGINE COMPETITIVE INFORMATION STUDY OF THE STERN DRIVE EFI SEGMENT.

PERFORMANCE Selections

	H180	H190	H183	H203	H200	H210	H220	H200 SS	H210 SS	H220 SS	H240	H260	H310	SL222	SL242	SL262	F204	F224	F244	F274	S215	V258	V278	
Volvo Penta 3.0 GL/SX 135 hp*	♦		♦																					
Volvo Penta 4.3 GL/SX 190 hp	♦	♦	♦	♦	♦																			
Volvo Penta D3-190/DPS 190 hp																							♦	
Volvo Penta 5.0 GL/SX 220 hp				♦	♦	♦		♦									♦							
Volvo Penta 4.3 GXi/SX 225 hp		♦		♦	♦	♦		♦									♦							
Volvo Penta 4.3 GXi/DP 225 hp																	♦							
Volvo Penta 5.0 GXi/SX 270 hp*				♦	♦	♦	♦	♦	♦	♦							♦	♦			♦			
Volvo Penta 5.0 GXi/DP 270 hp*										♦	♦						♦	♦	♦		♦	♦		
Volvo Penta 5.7 Gi/SX 300 hp*						♦	♦	♦	♦	♦	♦								♦		♦			
Volvo Penta 5.7 Gi/DP 300 hp*							♦			♦	♦	♦					♦	♦			♦	♦	♦	
Volvo Penta D4-300/DPH 300 hp																								♦
Volvo Penta 5.7 GXi/SX 320 hp							♦		♦	♦	♦													
Volvo Penta 5.7 GXi/DP 320 hp							♦			♦	♦	♦					♦	♦		♦	♦		♦	♦
Volvo Penta 8.1 Gi/DP 375 hp*											♦	♦					♦	♦						♦
Volvo Penta 8.1 Gi/DP EVC 375 hp*													♦											
Volvo Penta Twin 5.0 GXi/SX EVC 270 hp*																								
Volvo Penta Twin 5.0 GXi/DP EVC 270 hp*																								
Volvo Penta Twin 5.7Gi/SX EVC 300 hp*																								
Volvo Penta Twin 5.7 Gi/DP EVC 300 hp*																								
Volvo Penta Twin 5.7 GXi/SX EVC 320 hp*																								
Volvo Penta Twin 5.7 GXi/DP EVC 320 hp*																								

*ENVIRONMENTALLY-FRIENDLY CATALYTIC CONVERTER VERSIONS OF THESE ENGINES ARE AVAILABLE BY SPECIAL ORDER. NOT ALL ENGINES ARE AVAILABLE IN ALL AREAS. PLEASE SEE YOUR DEALER FOR DETAILS.



THE SEACORE SYSTEM *SEACORE*

THE SEACORE SYSTEM FROM MERCURUISER OFFERS BOATERS EXCEPTIONAL CORROSION PROTECTION. THE SYSTEM FEATURES INDUSTRIAL HARDCOAT ANODIZING, A CLOSED-COOLING SYSTEM AND WIDESPREAD USE OF STAINLESS STEEL COMPONENTS – BOATERS WHO SELECT THIS OPTION WILL ENJOY AN ADDITIONAL YEAR OF ENGINE WARRANTY.

MERCURY 2-YEAR COVERAGE

BECAUSE FOUR WINNS BOATS HAVE RECEIVED MERCURY INSTALLATION QUALITY CERTIFICATION, ALL NEW MERCURUISER-POWERED FOUR WINNS BOATS COME STANDARD WITH A SUBSTANTIAL **TWO YEARS** OF MERCURY ENGINE LIMITED WARRANTY COVERAGE. VISIT MERCURYMARINE.COM/MERCURUISER_WARRANTY FOR COMPLETE DETAILS.



MERCURY SMART TOW SYSTEM

IT'S LIKE CRUISE CONTROL FOR YOUR BOAT, ONLY BETTER. SAVE THE SETTING, AND YOUR WAKEBOARDER, WATER-SKIER OR INFLATABLE RIDER CAN ALWAYS GET JUST THE KIND OF RIDE THEY PREFER – FROM MILD TO WILD.



	H180	H190	H183	H203	H200	H210	H220	H200 SS	H210 SS	H220 SS	H240	H260	H310	SL222	SL242	SL262	F204	F224	F244	F274	S215	V258	V278	
MerCruiser 3.0 L/Alpha 135 hp*	♦		♦																					
MerCruiser 4.3 L/Alpha 190 hp	♦	♦	♦	♦	♦																			
MerCruiser 4.3 MPI/Alpha 220 hp		♦		♦	♦	♦		♦									♦							
MerCruiser 5.0 L/Alpha 220 hp				♦	♦	♦		♦									♦					♦		
MerCruiser 5.0 MPI/Alpha 260 hp*				♦	♦	♦		♦	♦								♦	♦				♦		
MerCruiser 5.0 MPI/Bravo I 260 hp*							♦			♦				♦			♦	♦				♦		
MerCruiser 5.0 MPI/Bravo I DTS 260 hp*					♦	♦		♦																
MerCruiser 5.0 MPI/Bravo III 260 hp*											♦									♦			♦	
MerCruiser 350 MPI/Bravo I 300 hp*						♦	♦	♦	♦	♦	♦							♦						
MerCruiser 350 MPI/Bravo I DTS 300 hp*						♦	♦	♦	♦	♦														
MerCruiser 350 MPI/Bravo III 300 hp*							♦			♦	♦	♦		♦	♦			♦	♦			♦	♦	♦
MerCruiser 350 MPI/Bravo III DTS 300 hp*							♦			♦	♦	♦		♦	♦			♦	♦					
MerCruiser 350 MPI/Bravo III SeaCore 300 hp*																				♦		♦	♦	
MerCruiser 377 MPI/Bravo I DTS 320 hp							♦		♦	♦	♦													
MerCruiser 377 MPI/Bravo III DTS 320 hp							♦			♦	♦	♦		♦	♦	♦				♦	♦		♦	♦
MerCruiser 377 MPI/Bravo III DTS SeaCore 320 hp											♦					♦							♦	♦
MerCruiser 496 MG/Bravo I DTS 375 hp*											♦													
MerCruiser 496 MG/Bravo III DTS 375 hp*											♦	♦			♦	♦								
MerCruiser 496 MG/Bravo III DTS SeaCore 375 hp*																♦								
MerCruiser Twin 5.0 MPI/Bravo I DTS 260 hp*													♦											
MerCruiser Twin 5.0 MPI/Bravo III DTS 260 hp*													♦											
MerCruiser Twin 350 MPI/Bravo I DTS 300 hp*													♦											
MerCruiser Twin 350 MPI/Bravo I DTS SeaCore 300 hp*													♦											
MerCruiser Twin 350 MPI/Bravo III DTS 300 hp*													♦											
MerCruiser Twin 350 MPI/Bravo III DTS SeaCore 300w hp*													♦											
MerCruiser Twin 377 MPI/Bravo I DTS 320 hp													♦											
MerCruiser Twin 377 MPI/Bravo III DTS 320 hp													♦											

*ENVIRONMENTALLY-FRIENDLY CATALYTIC CONVERTER VERSIONS OF THESE ENGINES ARE AVAILABLE BY SPECIAL ORDER. NOT ALL ENGINES ARE AVAILABLE IN ALL AREAS. PLEASE SEE YOUR DEALER FOR DETAILS.

BETTER BOATING BEGINS WITH A BETTER TRAILER

Four Winns is one of the few recreational boat manufacturers in the world to make its own trailer. The difference lies in how easily the boat can be launched and loaded, plus great stability while towing. It's a difference you'll appreciate every time you're at a crowded marina or launch, and it's a Four Winns exclusive which means it's truly priceless.



FIXED TIE-DOWNS
PROVIDE READY ACCESS
TO THIS IMPORTANT
SAFETY FEATURE

THE TURBOLUBE SYSTEM
LETS YOU VISUALIZE THE OIL
LEVEL IN EACH WHEEL

- LOW PROFILE DESIGN
- FULLY WELDED FABRICATION
- CLOSED-BOX STEEL CONSTRUCTION
- NON-MARKING BOW ROLLERS
 - SIDE GUIDES
- LONGITUDINAL BUNKS
- POLYURETHANE FINISH
 - FIXED TIE-DOWNS
- HIGH QUALITY TIRES
- TURBOLUBE SYSTEM
 - DISC BRAKES
- FOLD-AWAY TONGUE
- HEAVY-DUTY JACK STAND

SURE-LOAD Trailers

	H180	H190	H183	H203	H200	H210	H220	H200 SS	H210 SS	H220 SS	H240	H260	H310	SL222	SL242	SL262	F204	F224	F244	F274	S215	V258	V278
Sure-Load™ custom-matched trailer	STD	STD	STD	STD	STD	STD	STD	STD	STD	STD	STD	STD		STD	STD	STD	STD	STD	STD	STD	STD	OPT	OPT
- Single axle w/disc brakes	STD	STD	STD	STD	STD			STD															
- Tandem axle w/tandem disc brakes		OPT		OPT	OPT	STD	STD	OPT*	STD	STD	STD	STD		STD	STD	STD	STD	STD	STD	STD	STD	OPT	OPT
Fixed stern tie-downs					STD	STD	STD	STD	STD	STD	STD	STD		STD	STD	STD	STD	STD	STD	STD	STD		
Galvanized trailer w/GatorHyde, single or tandem	OPT	OPT	OPT	OPT	OPT	OPT	OPT	OPT	OPT	OPT	OPT	OPT		OPT	OPT	OPT	OPT	OPT	OPT	OPT	OPT	OPT	OPT
GatorHyde trailer, single or tandem	OPT	OPT	OPT	OPT	OPT	OPT	OPT	OPT	OPT	OPT	OPT	OPT		OPT	OPT	OPT	OPT	OPT	OPT	OPT	OPT	OPT	OPT
Integrated step pads	STD	STD	STD	STD	STD	STD	STD	STD	STD	STD	STD	STD		STD	STD	STD	STD	STD	STD	STD	STD		
Keel rollers	STD	STD	STD	STD	STD	STD	STD	STD	STD	STD	STD	STD		STD	STD	STD	STD	STD	STD	STD	STD		
Rugged Duty Towing Package (includes electric brakes and higher load range tires)	OPT	OPT	OPT	OPT	OPT	OPT	OPT	OPT	OPT	OPT	OPT	OPT		OPT	OPT	OPT	OPT	OPT	OPT	OPT	OPT	OPT	OPT

* REQUIRES 2 ADDITIONAL ALUMINUM WHEELS

	H180	H190	H183	H203	H200	H210	H220	H200 SS	H210 SS	H220 SS	H240	H260	H310	SL222	SL242	SL262	F204	F224	F244	F274	S215	V258	V278	
Spare tire & wheel	OPT	OPT	OPT	OPT	OPT	OPT	OPT				OPT	OPT		OPT	OPT	OPT	OPT	OPT	OPT	OPT	OPT	OPT	OPT	OPT
Spare tire & wheel, aluminum or galvanized	OPT	OPT	OPT	OPT	OPT	OPT	OPT	OPT	OPT	OPT	OPT	OPT		OPT	OPT	OPT	OPT	OPT	OPT	OPT	OPT	OPT	OPT	OPT
Special order trailers are available; ask for details (trailers manufactured by Phoenix Trailer Company)													OPT											
Submersible LED lighting					STD	STD	STD	STD	STD	STD	STD	STD		STD	STD	STD	STD	STD	STD	STD	STD	STD		
Submersible lighting	STD	STD	STD	STD																				
Tie-down straps	STD	STD	STD	STD																				
Tongue jack, swivel	STD	STD	STD	STD	STD	STD	STD	STD	STD	STD	STD	STD		STD	STD	STD	STD	STD	STD	STD	STD	STD		
Tongue, swing-away	STD	STD	STD	STD	STD	STD	STD	STD	STD	STD	STD	STD		STD	STD	STD	STD	STD	STD	STD	STD	STD		
Trailer - delete	OPT	OPT	OPT	OPT	OPT	OPT	OPT	OPT	OPT	OPT	OPT	OPT		OPT	OPT	OPT	OPT	OPT	OPT	OPT	OPT	OPT		
Treated bunks, carpeted	STD	STD	STD	STD	STD	STD	STD	STD	STD	STD	STD	STD		STD	STD	STD	STD	STD	STD	STD	STD	STD		
Treated side guides, carpeted		STD		STD	STD	STD	STD	STD	STD	STD	STD	STD		STD	STD		STD	STD				STD		
Welded tube construction, 11-gauge	STD	STD	STD	STD	STD	STD	STD	STD	STD	STD	STD	STD		STD	STD	STD	STD	STD	STD	STD	STD	STD		
Welded winch post	STD	STD	STD	STD	STD	STD	STD	STD	STD	STD	STD	STD		STD	STD	STD	STD	STD	STD	STD	STD	STD		
Wheels, aluminum (single or tandem axle)	OPT	OPT	OPT	OPT	OPT	OPT	OPT	STD	STD	STD	OPT	OPT		OPT	OPT	OPT	OPT	OPT	OPT	OPT	OPT	OPT	OPT	OPT

FOUR WINNS EXTRA VALUE STANDARD FEATURES ARE HIGHLIGHTED IN BLUE THROUGHOUT THESE LISTINGS. DUE TO UPDATES AND CHANGES IN PRODUCT CONTENT INCLUDING NEW EQUIPMENT OFFERINGS, PLEASE REFER TO WWW.FOURWINNS.COM FOR CURRENT AVAILABILITY OF FEATURES AND OPTIONS. PLEASE NOTE THAT SOME STANDARDS AND OPTIONS PRIMARILY ELECTRONICS, ARE NOT AVAILABLE OUTSIDE NORTH AMERICA. PLEASE CHECK WITH YOUR PROFESSIONAL MARINE DEALER FOR COMPLETE DETAILS.

BOAT / TRAILER COLOR COMBINATIONS



GEL COLOR TRAILER COLOR
JET BLACK
JET BLACK



DRIFTWOOD TAN
JET BLACK



PASTEL YELLOW
JET BLACK



CLASSIC NAVY
CLASSIC NAVY



PASTEL BLUE
CLASSIC NAVY



TRUE RED
TRUE RED

SS (SIGNATURE SERIES)



TRUE RED / JET BLACK
JET BLACK



WHITE / JET BLACK
JET BLACK



CLASSIC NAVY
CLASSIC NAVY



SUNSET ORANGE
JET BLACK

SELECTED FEATURES



DISC BRAKES



5-PIN WIRING HARNESS



SUBMERSIBLE LIGHTS (LED H200 & UP)



FIXED TIE-DOWNS (H200 & UP)



HEAVY-DUTY JACK STAND, TANDEM ONLY



RUGGED DUTY PACKAGE (OPTIONAL)



WE'VE GOT YOU COVERED

You'll get more enjoyment – and more years – out of your boat with the right canvas top. Choose from a selection of color-matched systems, including full camper canvas which converts the cockpit into an aquatic RV, a bimini top to provide shade, or a mooring cover or cockpit/forward cover to protect your boat from the elements while moored or stored. These canvas systems are custom-sewn to fit your boat perfectly, and made from top-grade material for many years of service.



The elements show no mercy, which is why Four Winns utilizes Sunbrella® brand fabric, the world leader. (Mooring/trailer covers excluded.)



OPTIONAL GATORHYDE PROTECTIVE FINISH

H, SL AND S SERIES CANVAS



BIMINI TOP (STD. H200-310, SL, S SERIES)



CONVERTIBLE TOP



FULL CANVAS



COCKPIT AND FORWARD COVER



WAKEBOARD TOWER BIMINI TOP



CAMPER CANVAS



MOORING COVER



ARCH BIMINI STORED

F SERIES CANVAS



BIMINI TOP (STANDARD)



COCKPIT AND FORWARD COVER



CAMPER CANVAS (Incl. Bow Canvas - F224)



BIMINI TOP (W/OPTIONAL FORWARD BIMINI)



CAMPER CANVAS (F244-274)



WAKEBOARD TOWER BIMINI TOP



WAKEBOARD TOWER BIMINI
BOOT STORED

V SERIES CANVAS



CAMPER CANVAS



BIMINI TOP



COCKPIT AND FORWARD COVER

TRAILERING/MOORING COVER

THIS INNOVATIVE COVER HAS A PATENTED VACU-HOLD STRAPLESS SYSTEM THAT ELIMINATES BILLOWING AND BUFFETING. IT'S EASY TO DEPLOY, AND HAS A SYSTEM THAT PREVENTS RAINWATER FROM POOLING ON TOP. IT'S SIMPLY AMAZING.



INTEGRATED RACHET STRAPS

RACHET STRAPS BUILT INTO THE SYSTEM KEEP THE TOP TAUT FOR TRAILERING OR STORAGE.



CLEAT AND GAS CAP ACCESS

OPENINGS FOR THE CLEATS AND GAS FILL CAP ALLOW YOU TO KEEP THE CANVAS ON WHILE YOU PERFORM ROUTINE FUNCTIONS.

HARDWARE THAT'S EASY

PUSH BUTTON RELEASE MECHANISMS AND OTHER INNOVATIONS MAKE A FOUR WINNS CANVAS SYSTEM EASY TO DEPLOY.



CANVAS Standards & Options

	H180	H190	H183	H203	H200	H210	H220	H200 SS	H210 SS	H220 SS	H240	H260	H310	SL222	SL242	SL262	F204	F224	F244	F274	S215	V258	V278	
Bimini top			OPT	OPT																				
Bimini top (Incl. w/wakeboard tower packages)	OPT	OPT																						
Bimini top w/stainless steel hardware					STD	STD	STD	STD	STD	STD	STD	STD	STD	STD	STD	STD	STD	STD	STD	STD	STD	STD		
Bimini, forward (N/A w/stainless steel arch or wakeboard tower)																			OPT	OPT				
Camper canvas w/stainless steel hardware													OPT										STD	STD
Camper canvas, from windshield back, includes windshield connector (N/A with wakeboard tower or stainless steel arch)											OPT	OPT							OPT			OPT		
Camper canvas, requires forward bimini top (N/A w/stainless steel arch or wakeboard tower)																			OPT	OPT				
Cockpit & forward cover, black (Navy w/ navy SS)								OPT	OPT	OPT														
Cockpit cover	OPT	OPT	OPT	OPT	OPT	OPT	OPT				OPT	OPT	OPT									OPT	OPT	OPT
Cockpit cover & forward cover	OPT	OPT	OPT	OPT	OPT	OPT	OPT				OPT	OPT	OPT	OPT	OPT	OPT	OPT	OPT	OPT	OPT				
Cockpit cover, black (Navy w/ navy SS)								OPT	OPT	OPT														
Convertible top	OPT	OPT	OPT	OPT																				
Convertible top w/standard bimini (N/A w/wakeboard tower or stainless steel arch)					OPT	OPT	OPT																	
Full canvas (includes forward cover and convertible top-N/A w/wakeboard tower or stainless steel arch packages)	OPT	OPT	OPT	OPT	OPT	OPT	OPT																	
Mooring cover (N/A w/wakeboard tower or stainless steel arch packages)	OPT	OPT	OPT	OPT	OPT	OPT	OPT	OPT	OPT	OPT	OPT	OPT	OPT	OPT	OPT	OPT	OPT	OPT	OPT	OPT	OPT			
Trailing cover	OPT	OPT			OPT	OPT	OPT	OPT	OPT	OPT	OPT	OPT		OPT	OPT	OPT								
Windshield connector, clear (N/A with wakeboard tower or stainless steel arch)							OPT				OPT	OPT					OPT	OPT				OPT		

CANVAS / BOAT COLOR COMBINATIONS

CANVAS COLOR
GEL COLOR



NAVY CANVAS
CLASSIC NAVY



NAVY CANVAS
PASTEL BLUE



BLACK CANVAS
JET BLACK



BLACK CANVAS
PASTEL YELLOW



BLACK CANVAS
SUNSET ORANGE



BLACK CANVAS
TRUE RED / JET BLACK



TAN CANVAS
DRIFTWOOD TAN



RED CANVAS
TRUE RED

CANVAS FOR TRI-TONE BOATS MATCHES HULL COLOR; CANVAS FOR ALL-WHITE BOATS AVAILABLE IN NAVY, BLACK, TAN, OR RED.

POPULAR *Options*



ULTIMATE TOWER PACKAGE: HINGING ALUMINUM TOWER, MAST LIGHT, BIMINI TOP, RACKS, SPEAKER SYSTEM, MIRROR, LIGHTS (REQUIRES STEREO UPGRADE)



ULTIMATE ARCH PACKAGE: STAINLESS STEEL ARCH, MAST LIGHT, BIMINI TOP, SWIVELING WAKEBOARD RACKS, SPEAKER SYSTEM, LIGHTS (REQUIRES STEREO UPGRADE)



SWIM PLATFORM MAT (INCLUDED WITH ULTIMATE TOWER OR ULTIMATE ARCH PACKAGE)



MERCURY SMART TOW SYSTEM (REQUIRES DTS)



STERN-MOUNTED SPEAKERS (220-260)



STEREO REMOTE AT TRANSOM



TRANSOM TRIM SWITCH



UNDER SWIM PLATFORM LIGHTS



FLORENTINE INTERIOR (H SERIES 220 & UP)



FLORENTINE INTERIOR (SL SERIES)



FLORENTINE INTERIOR (V SERIES)



FLORENTINE INTERIOR CARPET WITH FLORENTINE INTERIORS

NOT ALL OPTIONS AVAILABLE ON ALL MODELS; SEE MODEL STANDARD AND OPTIONS STARTING ON PAGE 58.



ADJUSTABLE MEDITERRANEAN SEATING (V SERIES)



DECK SUNPADS (V SERIES)



SOLID HULL COLOR




BOW FILL-IN CUSHIONS



FLAGPOLE & HOLDER (FLAG NOT INCLUDED)




REAL TEAK SWIM PLATFORM



FLEXITEEK SWIM PLATFORM



INFLATABLE RAFT WITH INFLATOR/DEFLATOR



SWIM PLATFORM RAIL SYSTEM: TUBE RACK



SWIM PLATFORM RAIL SYSTEM: ROD HOLDERS



SWIM PLATFORM RAIL SYSTEM: TABLE



SWIM PLATFORM RAIL SYSTEM: GRILL

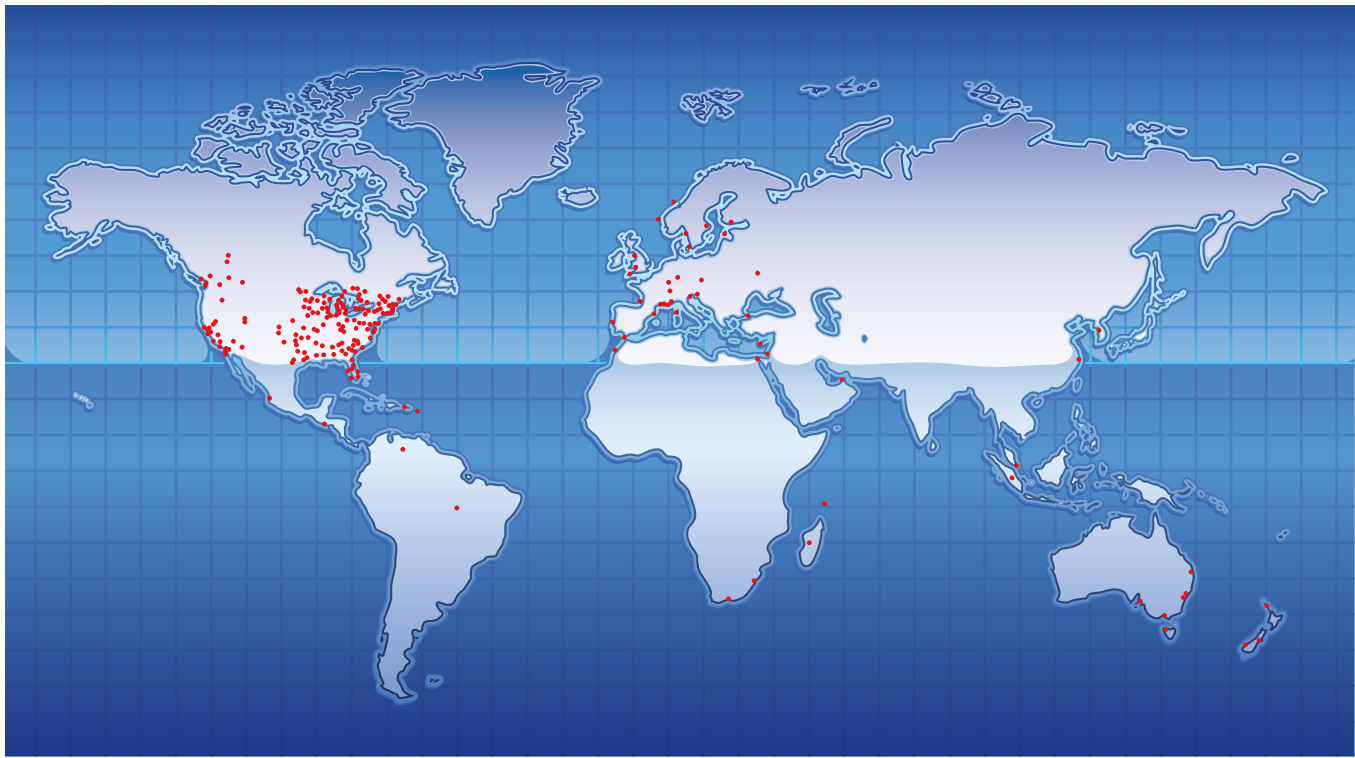


FOUR WINNS® HAS ONE OF THE FINEST OWNER PROTECTION PLANS IN THE INDUSTRY

Our Winning Edge Owner Protection Plan gives you added peace of mind for as long as you own your boat on structural components of the hull and deck...five (5) years against osmotic blistering of the hull...two (2) years on non-structural parts and components...one (1) year against cracking, crazing, or fading of the exterior gel coat finish. Unlike some limited warranties, Winning Edge is transferable to the next owner, which makes your boat more valuable, too. Warranty coverage varies on boats sold outside the U.S.

LIFETIME
STRUCTURAL COMPONENTS OF THE HULL AND DECK

5th	2nd	1
YEARS	YEARS	YEAR
OSMOTIC HULL BLISTERING	NON-STRUCTURAL PARTS AND COMPONENTS	AGAINST CRACKING, CRAZING, OR FADING OF THE EXTERIOR GEL COAT FINISH



SUPPORT AND SERVICE...WORLDWIDE

The Four Winns Professional Marine Network extends throughout the world – the brand has representation at more than 260 retail locations and in more than 49 different countries. As a Four Winns owner, that means that no matter where you move, or where you boat, you can find nearby service and support. To find a Four Winns Dealer near you, simply go to our website and enter the country name or postal code.

FOUR WINNS PROFESSIONAL MARINE RETAILERS

The Four Winns difference continues for as long as you own your boat. Your Four Winns Professional Marine Retailer is your link to one of the most comprehensive factory support systems in boating.

www.fourwinns.com







Passion for Life

FOUR WINNS STRIVES TO MAKE BOATING AS CAREFREE AS POSSIBLE,
SO YOU HAVE TIME TO ENJOY ALL THE BEST THINGS IN LIFE.

Four Winns se esfuerza para hacer la navegación lo más simple posible, para que usted tenga tiempo para disfrutar todas las mejores cosas de la vida.

Four Winns construisce le sue imbarcazioni con particolare attenzione, affinché tu possa goderti le cose migliori della vita.

Four Winns fait l'impossible pour vous faciliter la tâche et vous simplifier l'entretien de votre bateau, ainsi vous gagnez du temps pour profiter de tous les meilleurs moments de la vie.

Four Winns ist danach bestrebt Ihnen das Bootfahren so sorgenlos wie moeglich zu gestalten, damit Sie mehr Zeit haben ALL die guten Dinge im Leben zu geniessen.



Our International Family of Dealers

 ALGERIA	 ARGENTINA	 AUSTRALIA	 BELGIUM	 BRAZIL	 CANADA	 CHINA	 CYPRUS	 CZECH REPUBLIC	 DENMARK	 EGYPT	 EL SALVADOR	 ESTONIA
 FINLAND	 FRANCE	 GERMANY	 GREECE	 GUADELOUPE	 HUNGARY	 ITALY	 JORDAN	 LATVIA	 MADAGASCAR	 MARTINIQUE	 MAURITIUS	 MEXICO
 MOROCCO	 NETHERLANDS	 NEW ZEALAND	 NORWAY	 POLAND	 PORTUGAL	 PUERTO RICO	 QATAR	 RUSSIA	 SEYCHELLES	 SINGAPORE	 SLOVENIA	 SOUTH AFRICA
 SOUTH KOREA	 SPAIN	 SWEDEN	 SWITZERLAND	 TURKEY	 UKRAINE	 UNITED ARAB EMIRATES	 UNITED KINGDOM	 UNITED STATES	 VENEZUELA			



WINNGEAR
by FOUR WINNS

**FOUR WINNS LOOKS
GOOD ON YOU!**



Your source for logo'd apparel and accessories is WinnGear. Check out the complete line-up on our website, www.fourwinns.com.

WHEN YOU'RE READY TO MOVE UP, FOUR WINNS HAS A CRUISER FOR YOU

Four Winns also offers a complete line of larger yachts. Explore your options at www.fourwinns.com. Or see your Professional Marine Retailer for a cruiser catalog.



Four Winns uses Interstate batteries

925 FRISBIE STREET, CADILLAC, MI 49601 • 231.775.1351 • WWW.FOURWINNS.COM

An important note about the information in this booklet: Every effort has been made to ensure that this catalog includes complete and accurate information. However, since the time of printing, some information may have been revised. Also, some equipment shown within this brochure is available at extra cost. Since we do reserve the right to make changes at any time, without notice, in prices, colors, equipment, specifications, and models, we suggest that you check with your Four Winns Professional Marine Dealer for complete and up-to-date information. Please respect the marine environment, be courteous to others on the water and follow the rules of safe boating. Four Winns and Stable-Vee are registered trademarks of Genmar IP LLC. Sure-Load and Frenzy are trademarks of Four Winns Boats, L.L.C.

PART # 090-2504-09

