

 **FOUR WINNS®**

SPORT | DECK | CUDDY 2006



fourwinns.com



2006 four winns boats. priceless.



This year, Four Winns celebrates 30 years as a boat brand. With our maturity comes a respect for our traditions, gratitude for our success, and a strong yearning to help more people – many more – discover the unique pleasure that is boating. If you were to visit Four Winns today (and we hope you will), you would find a company that is committed to your long-term satisfaction. We pride ourselves in building boats that are superior in terms of quality and content and we're committed to providing you with the service and support – after the sale – to make your years of boat ownership more than satisfactory. As always, I welcome your comments and suggestions; listening to our customers helps us build a better boat. As you consider a new boat during this, our 30th anniversary year, we are confident you'll agree: There's never been a better time to own a Four Winns boat. See you on the water!

Sincerely,

John A. Anderson, President



did you know?

Boat owners report higher levels of satisfaction in many key areas of life including romance, friendship, spirituality, health, work, sleep and finances. What's more, involving children in boating has a positive impact on their physical fitness, spirit of team play, optimism and self-confidence.

(Source: discoverboating.com)

table of contents

WHY FOUR WINNS®	2-13
HORIZON™ SERIES	14-43
FUNSHIP™ SERIES	44-57
SUNDOWNER® SERIES	58-65
SELECTED OPTIONS	66-67
CANVAS OPTIONS	68
WINNGEAR	69

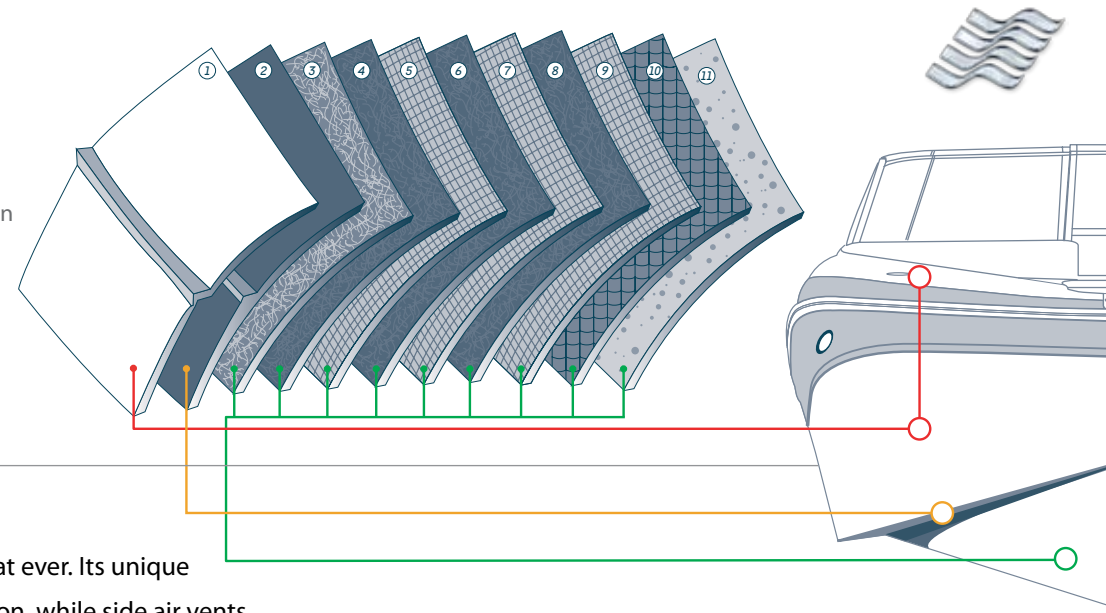
relax

Breathe. Let go of your anxieties. Once you've chosen a Four Winns®, you can rest assured that you have chosen one of the world's most trusted boat brands. What makes a Four Winns unique? To understand the difference, you have to look beyond the surface to the intelligent design, careful construction, and premium components that make the difference between a good boat and a great one. At Four Winns, quality is our mantra which means you can focus on life's deeper questions: To swim or not to swim?

construction

Each layer has a special purpose – to provide a long-lasting, high gloss shine, prevent osmotic blistering, increase stiffness, dampen vibration, reduce weight or add strength. The final proof of the effectiveness of this formula can be found in the classifieds of your local newspaper, where used Four Winns® boats boast high resale values.

- | | |
|---------------------------|--|
| 1 Premium gel coat | 8 Fiberglass schedule in high load areas |
| 2 Vinylester barrier coat | 9 Woven roving in high load areas |
| 3 Fiberglass skin coat | 10 Selective coring |
| 4 Fiberglass schedule | 11 Flotation foam |
| 5 Woven roving | |
| 6 Fiberglass schedule | |
| 7 Woven roving | |



comfortride™ seat

This is quite possibly the most comfortable marine seat ever. Its unique suspension system absorbs impact caused by motion, while side air vents help passengers keep their cool.



AQUAFLEX PREMIUM VINYL
A better seat begins with a better grade of vinyl. Ours (and ours alone) is pure Aquaflex™ – a brand that looks and feels like leather but is designed to withstand intense wear and weather.



FLIP-UP BOLSTER
Take a stand for comfort! This padded bolster flips up for drivers who prefer, at times, to stand or lean against the seat.

SUSPENSION SYSTEM
Your car has shock absorbers; your seat has "chop absorbers." The underlying support system makes the ride more comfortable.

DURABLE SEAT BASE
Impervious to moisture, this high density seat base provides the framework to keep you sitting pretty for years to come.

a leg up on the competition

No one does ladders better. The Four Winns ladder has wider, more comfortable rungs to protect your arches from potential ouches. It extends further into the water, too, to make boarding in deep water a breeze.



award-winning customer satisfaction

In three categories, three years running, Four Winns has been the recipient of the National Marine Manufacturers' Excellence in Customer Satisfaction awards. Our ultimate goal? Nothing more or less than your total satisfaction.



fiberglass liner

Sure, it costs more to put a full fiberglass liner in a boat. But we know you'll appreciate the convenience associated with its care and maintenance, not to mention the outstanding durability.

future

It is rare in today's society to find things that are truly built to last. Your new boat is one very pleasant exception. Everything aboard has been carefully selected for durability and ease of use. Storage has been thoughtfully designed and placed based on our three decades of experience as boaters and boat builders. The result? A boat that will serve you well today, while giving the next generation something to appreciate in the years ahead.

precious metals



stainless steel fittings

You'll appreciate the strength, durability and beauty of stainless steel cleats, lifting eyes, rails and other hardware for many years to come. It's low maintenance, too!



stainless steel rub rail

Hull and deck are triple fastened with stainless steel screws, sealed with polyurethane, and topped with a rugged stainless steel insert.*



thru-bolts hardware

Four Winns® knows it's not just the visible parts that matter. That's why, if you could peek inside, you'd find heavy duty, engineered hardware on the underside of the fiberglass. Quality, through and through.

*Not applicable on 180-203.



snap-in carpet

They call it Aqua-Trac. We call it amazing. Special marine-grade carpeting is highly impervious to wear.



extended swim platform

It's the back porch you've always wanted.



bow & transom showers

Rinse off with fresh water to keep your boat and gear looking new.



Availability of items shown varies by model; see your Dealer for details.



a capacity for fun

It's not just that there is an incredible amount of storage on these boats, it's that it's the right kind of storage for what you do. Coolers. Wakeboards. Life vests. The deeper you look, the more you'll agree: Nothing compares to a Four Winns.



style

Boats, like the people who own them, come in all sizes, colors and personalities. Now you can take the same great platform and customize it to reflect your individual taste. Choose sport graphics or standard graphics. Match your tow vehicle. Your wakeboard bindings. Your favorite team. Beauty is in the eye of the beholder. And lo and behold, there's a Four Winns® that's just your style. Ask your Dealer for details.



mediterranean sun pad

An innovative sun pad is available on 220, 240 and 260 Horizon™ models.



top-stitched upholstery

This exceptional detailing is not only beautiful, it's practical, too.



stylish gauges

A titanium or wood-look surround sets off the stainless steel bezel gauges in style.



solid surface refreshment center

Entertain in style. Many Four Winns models feature a solid surface-topped refreshment center with sink, trash receptacle and stainless steel drink holder(s).

non-fogging gauges

You might think glass would be superior to plastic when it comes to gauge covers. Not so. Our plastic lenses are specially coated to prevent fogging and condensation.

gel coat options

Choose from six available colors, all in high gloss, long-lasting gel coat.



graphic options

Each Four Winns® model is available in a variety of great looks: Standard Graphic, Sport Graphic, or the Classic Color Band (not available on Funship™ models). Multiply these choices by the six available colors and your boat can be as unique as you are. To see your boat in all possible color and graphic combinations, visit the color selector at fourwinns.com.

ALL-WHITE



STANDARD (180, 183, 203)



STANDARD (190-290, 204-274, 215-255) SPORT (180, 183, 203)



SPORT (190-290, 204-274, 215-255) (NA 180, 183, 203)



SPORT WITH CCB (NOT AVAILABLE ON FUNSHIPS)



CLASSIC COLOR BAND (CCB) (NOT AVAILABLE ON FUNSHIPS)

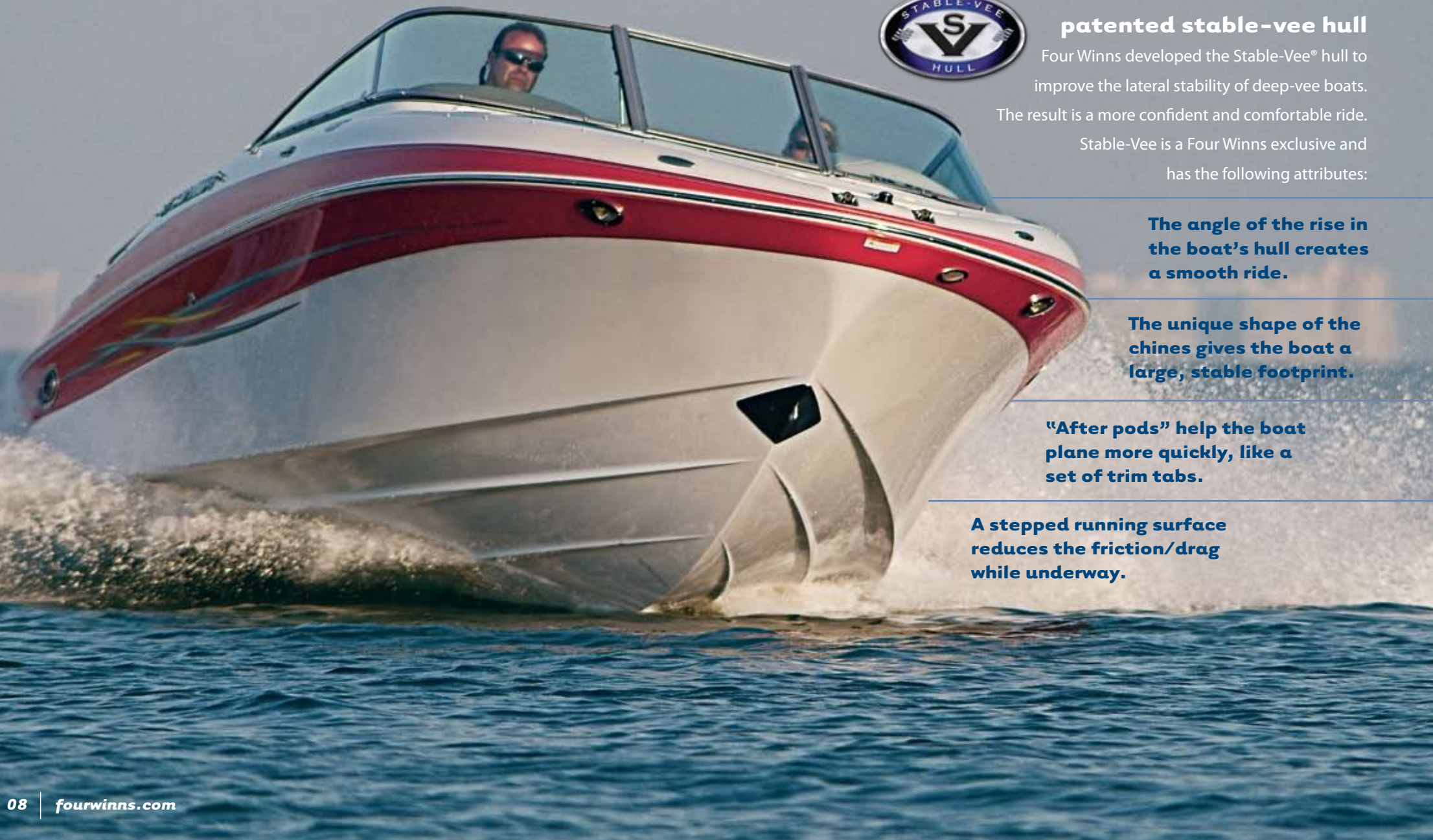


CLASSIC COLOR BAND (CCB) (WITH ACCENT HULL TAPE)



driven

Take an object that weighs a ton or more, attach a prop and drive system, and somehow, the whole thing gets up on plane and skims across the water in a way that sets your heart on fire. In reality, it's a whole lot more complex than that. Fortunately, there are Four Winns® designers and engineers who understand the intricate relationship between running surfaces and propulsion systems. All you need to know is "go."



patented stable-vee hull

Four Winns developed the Stable-Vee® hull to improve the lateral stability of deep-vee boats. The result is a more confident and comfortable ride. Stable-Vee is a Four Winns exclusive and has the following attributes:

The angle of the rise in the boat's hull creates a smooth ride.


The unique shape of the chines gives the boat a large, stable footprint.

"After pods" help the boat plane more quickly, like a set of trim tabs.

A stepped running surface reduces the friction/drag while underway.

powerful performances

Today's marine engines offer boaters better protection and performance than ever. Four Winns offers a range of stern drive power configurations from the world's leaders in marine propulsion: Volvo Penta and MerCruiser. And, because Four Winns is a Certified Installer of these engines, owners receive a 2-year warranty from the respective engine manufacturer. See your Dealer for details.




Recent innovations such as the Ocean Series drive (right) offer superior corrosion resistance and ease of maintenance.



MERCURY
MerCruiser.

advanced design

Four Winns utilizes the latest computer-aided design technology and ergonomics expertise to ensure maximum comfort for all passengers. That means our boats are fit for you, too.



embossed logo wakeboard tower

Sweet! The latest tower carries your wakeboards as effortlessly as it carries the Four Winns nameplate.



six-month subscription included for sirius entertainment



Serious music aficionados, sports fans, talk radio junkies and more can stay connected to their genre. Every Four Winns boat is equipped with a SIRIUS satellite entertainment system with a FREE 6-month subscription. (United States only. Dealer activation required.)



clarion stereo system

Your new Four Winns comes equipped with a marine-specific Clarion AM/FM stereo with CD player – designed for demanding conditions. A stereo upgrade and special sound equipment for tower models are also available.



automotive-inspired helm

A titanium-look steering wheel is complemented by a woodgrain-accented instrument panel and stainless steel bezels.

Equipment shown may be optional or not available on some models.



security

Four Winns® is devoted to the lasting satisfaction of Four Winns owners and to their long-term love of boating. That's why we've developed a comprehensive approach to service, parts, maintenance, warranties, customer care and more. So carry on...and live your life like you haven't a worry in the world – at least not the two-thirds of it that are covered with water.



winning edge owner protection plan

Dare to compare, and you'll find that Four Winns® has one of the finest – if not the finest – owner protection plans in the industry. Our Winning Edge Owner Protection Plan gives you added peace of mind for as long as you own your boat on structural components of the hull and deck...five (5) years against osmotic blistering of the hull...two (2) years on non-structural parts and components...one (1) year against cracking, crazing, or fading of the exterior gel coat finish. Unlike some limited warranties, Winning Edge is transferable to the next owner, which makes your boat more valuable, too. Warranty coverage varies on boats sold outside the U.S.

Lifetime Structural components of the hull and deck

5 | **2** | **1**

YEARS

Osmotic hull blistering

YEARS

Non-structural parts and components

YEAR

Against cracking, crazing, or fading of the exterior gel coat finish



be a better boater

Four Winns invites your participation in Boater 101 – a fun, informative way to learn about boating safety. Information about the program is available at boater101.com.

customer support

The Four Winns difference continues for as long as you own your boat. Your Four Winns Professional Marine Retailer is your link to one of the most comprehensive factory support systems in boating.



web site and dvd

Our boats have far too many features to include on the printed page. But on our web site, you'll find extensive information about each model. To see boats in action, the interactive catalog/DVD is another great resource.



what's at fourwinns.com

PHOTO GALLERY

Visit the photo gallery where you'll find many more images of the Four Winns model you are considering.

BOAT SHOWS & SPECIALS

Find out where and when there's a boat show in your area, and learn about any special boat show incentives.

Dealer LOCATOR

Enter your zip code to find the Four Winns Dealer that's closest to you. Click on the link to visit their web site.

COLOR/GRAPHICS SELECTOR

Go ahead – dream in color! You can visualize your boat of choice in the color and graphics options of your choice on-line.

PRICE-A-BOAT

The price-a-boat feature provides manufacturer's suggested retail pricing based on the options you choose (US dollars).

WALLPAPER AND SCREENSAVERS

When you're not boating, you can be thinking about boating with this selection of downloadable Four Winns images.

WINNGEAR CLOTHING & ACCESSORIES

Wear your colors with pride and equip your boat; WinnGear makes a great gift for all – and all products sport the Four Winns logo.



real-world product testing

Four Winns test drivers love it when the weather is lousy. That means they can put the boats through their paces under "worst-case scenarios." Don't be tempted to try these maneuvers yourself; just be glad there are people out there willing (and perhaps secretly a little happy) to perform them for you!



confidence

This is where the rubber hits the road, literally. Will you be able to take your boat where you want to go? You will, if it's a Four Winns®. We believe that the drive to the lake should be as carefree as your time on the water. So we build our own trailers, making sure they cradle the boat in all the right places...that the boat rests snugly, securely and low enough to provide stability and better fuel economy. When it comes to trailer design and manufacturing, we take the high road.



5-PIN WIRING HARNESS



SUBMERSIBLE TRAILER LIGHTS



NON-MARKING BOW ROLLERS



DISC BRAKES



DIE CUT FENDER LOGO (ON TANDEM AXLE PAINTED TRAILERS ONLY)

standard features



SWING-AWAY TONGUE W/NEW ACTUATOR



HEAVY-DUTY JACK

the best of haul

A Sure-Load™ trailer is the envy of anyone who has ever launched a boat, and the only way to get one is to buy a Four Winns. Trailers are color-matched to your boat's gel coat (except yellow, which has a black trailer and canvas).



optional features



rugged duty towing package option

Includes heavy duty tires and electric over hydraulic brakes.

ALUMINUM WHEEL OPTION



SPARE WHEEL (SHOWN IN ALUMINUM)



gatorhyde protective coating

An extra layer of protection for harsh environments; standard on galvanized and optional on painted trailers.





presenting the
horizon™ series 180 | 190 | F&S | 200 | 210 | 220 | 240 | 260 | 290

In a perfect world, every day would be a boating day. Perhaps then there would be amnesty among siblings, unharried conversations among couples, and temporary amnesia of schedules and to-do lists. For now, though, you can enjoy bouts of this bliss in smaller doses including Saturdays, vacation days, holidays or any day you declare a boating day.



GAS-ASSIST ENGINE LIFT



CD/STEREO WITH SIRIUS SUBSCRIPTION



AUTOMOTIVE-STYLE HELM/STANDARD STEERING WHEEL



REFRESHMENT CENTER (240 & up)



DEPTH GAUGE

FLIP-UP BOLSTER



AFT ADJUSTABLE JUMP SEATS



STORAGE UNDER SEATS



ANCHOR LOCKER/LADDER (210-260)

IN-FLOOR SKI LOCKER WALK-OVER TRANSOM



REMOVABLE COOLERS



BIMINI TOP

horizon™ extra value standard features

Our standards are designed to exceed yours – which is why you'll find so much included in the base price of every Four Winns boat. For detailed standard features/options lists, see pages 33-43.

- Anchor locker (200 & up)
- Aquaflex™ vinyl
- Burlwood helm (183 & up) with Faria fog-resistant, stainless steel bezel gauges
- Canvas, bimini top (200 & up)
- Clarion® AM/FM/CD player
- Cockpit carpet, snap-in
- Cockpit refreshment center (240 & up)
- Compass
- Cooler

- Depth sounder (200 & up)
- Engine hatch, gas-assisted lifts (220/240/260)
- Fiberglass liner
- Graphics package
- Hour meter in tachometer (190 & up)
- In-floor ski locker
- Ladder, angled, deep reach, with wide step pads
- Porta-potti (240 & up)
- Premium gel coat in six color choices

- Rub rail, rigid white vinyl w/stainless steel insert (200 & up)
- Shower, aft, freshwater (240 & up)
- Steering, tilt wheel
- SIRIUS satellite entertainment (US only)
- Trailer, Sure-Load™, custom-matched (optional on 290)
- Walk-thru doors (220/240/260)
- Walk thru transom (220 & up)
- Winning Edge Owner Protection Plan

FOUR WINNS® HORIZON™ 180



SPORT GRAPHIC



easygoing

Turn the key and you're on your way to a good time on the water. The 180 Horizon™ sport boat has everything you'd expect from a Four Winns®, which means more than you'd expect from any other brand: SIRIUS satellite entertainment, patented Stable-Vee hull, fiberglass liner and more. It's got exactly what you need for a getaway that's "easygoing."



TWO-TONE WITH HULL STRIPE



BOW SEATING



ENGINE ACCESS/STORAGE



GLOVE BOX WITH SIRIUS SATELLITE STEREO




TITANIUM-TRIMMED HELM WITH TILT STEERING



IN-FLOOR LOCKER



SNAP-IN CARPET/FIBERGLASS LINER




STANDARD

SUNSPORT
Shown w/optional ComfortRide™ bucket seats with flip-up bolsters

specifications

specifications	LOA	BEAM	DEADRISE	DRAFT - DRIVE DOWN	FUEL CAPACITY	MAX. CAPACITY	APPROX. BOAT & ENGINE WEIGHT	TRAILER WEIGHT
180	17'5"	7'7"	21°	32"	23 GAL	1,150 LBS	2,280 TO 2,310 LBS	756 LBS
	5.30 M	2.30 M		81 CM	87 L	522 KG	1,036 TO 1,050 KG	343 KG





STANDARD GRAPHIC



ADJUSTABLE JUMP SEATS



STORAGE UNDER BOW SEATS



GLOVE BOX WITH CLARION® CD PLAYER



STYLISH HELM WITH STANDARD WHEEL



DEEP REACH LADDER



ANCHOR STORAGE/DRINK HOLDERS


FOUR WINNS® HORIZON™ 190



SPORT GRAPHIC

captivating

The new 190 Horizon™ sport boat is as alluring as any boat, but this beauty has a depth that goes beyond first glances. Among her considerable charms? An attractive warranty, and a 6-month subscription to SIRIUS satellite entertainment. You'll be enthralled, too, with the way the 190 moves, thanks to the patented performance of a Stable-Vee® hull.




STANDARD

SUNSPORT

Shown w/optional ComfortRide™ bucket seats with flip-up bolsters


specifications	LOA	BEAM	DEADRISE	DRAFT – DRIVE DOWN	FUEL CAPACITY	MAX. CAPACITY	APPROX. BOAT & ENGINE WEIGHT	TRAILER WEIGHT
190	18'6" 5.64 M	7'11" 2.41 M	19°	31" 79 CM	34 GAL 128 L	1,300 LBS 590 KG	2,760 TO 2,800 LBS 1,250 TO 1,270 KG	959 TO 1,073 LBS 435 TO 487 KG





savvy

If you took all you knew about fishing – the tricks, the shortcuts, the fail proof methods – you’d have a long list of lessons learned. So it is with our Fish & Ski models. Over the past 30 years, Four Winns has become expert at designing and building these versatile watercrafts. Now you, the not-so-casual angler, have a worthy fishing companion.



183 FISH & SKI MODEL WITH OPTIONAL SPORT GRAPHIC



BOW FILL-IN CUSHIONS



DEPTH SOUNDER/FISH FINDER



BUILT-IN BATTERY CHARGER INLET



INTEGRATED COOLER/LIVEWELL



INTEGRATED LIVEWELL



REMOVABLE WINDSHIELD WING


FOUR WINNS® HORIZON™ FISH & SKI SERIES



SPORT GRAPHIC

VOLVO PENTA

specifications	LOA	BEAM	DEADRISE	DRAFT – DRIVE DOWN	FUEL CAPACITY	MAX. CAPACITY	APPROX. BOAT & ENGINE WEIGHT	TRAILER WEIGHT
203/183	19'6"/18'0" 5.95/5.49 M	8'5"/8'0" 2.57/2.44 M	19°/19°	32"/31" 81/79 CM	42/32 GAL 159/121 L	1,600/1,300 LBS 726/590 KG	3,200 TO 3,350 / 2,670 TO 2,800 LBS 1,450 TO 1,520 / 1,210 TO 1,270 KG	925 TO 1,157 / 959 TO 1,073 LBS 420 TO 525 / 435 TO 487 KG





STANDARD GRAPHIC

**VOLVO
PENTA**



fun-loving

Some boats, like some people, simply know how to have fun. Take the 200 Horizon™ sport boat. Whether wakeboarding or just at rest in the sun, this is the boat that makes it all better. Perhaps that's because Four Winns makes a better boat by using premium-grade gel coats, exclusive Aquaflex™ vinyl and plush 40-ounce carpet. Like your fun? Then you'll love the 200 Horizon.



IN-FLOOR STORAGE LOCKER



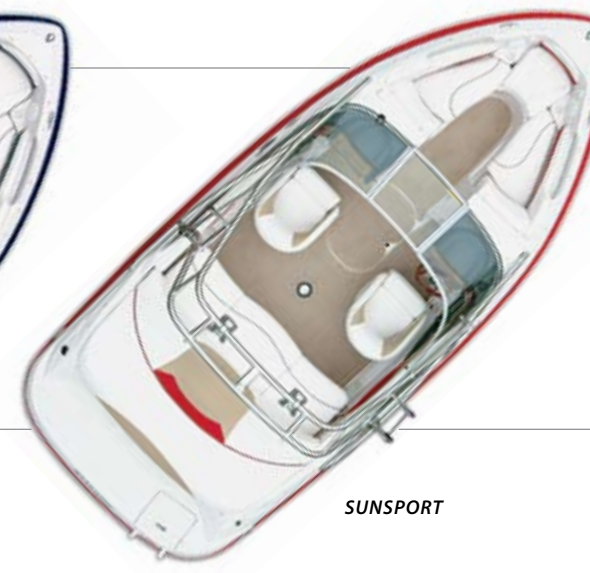
WALK-THRU DOORS



CLASSIC COLOR BAND WITH SPORT GRAPHIC



STANDARD



SUNSPORT



BOW BACKREST STORAGE



INTEGRATED GRAB RAIL



SEAT WITH FLIP-UP BOLSTER



UNDER SEAT ANCHOR STORAGE

specifications	LOA	BEAM	DEADRISE	DRAFT – DRIVE DOWN	FUEL CAPACITY	MAX. CAPACITY	APPROX. BOAT & ENGINE WEIGHT	TRAILER WEIGHT
200	19'8" 6.00 M	8'4" 2.54 M	19°	32" 81 CM	35 GAL 132 L	1,400 LBS 635 KG	2,920 TO 3,070 LBS 1,320 TO 1,390KG	952 TO 1,157 LBS 432 TO 525 KG






CLASSIC COLOR BAND
MERCURY
 MerCruiser.



exhilarating

On the water, you are in control of your destiny. No traffic jams.
 No boundaries. No speed limits. It's the sort of exhilarating freedom that simply doesn't exist on land. And to take you there? The 210 Horizon™.
 It's got a pulse-quickenning ride and stylish good looks that will not only get you where you're going...they'll transport you to a better frame of mind.



REMOVABLE 36-QT COOLER (SUNSPORT ONLY)



ANCHOR LOCKER/HIDDEN BOW LADDER



STANDARD GRAPHIC



DEEP REACH, WIDE STEP LADDER



AUTOMOTIVE-STYLE HELM




INTEGRATED SWIM PLATFORM



WALK-OVER SYSTEM (SUNSPORT ONLY)

specifications	LOA	BEAM	DEADRISE	DRAFT - DRIVE DOWN	FUEL CAPACITY	MAX. CAPACITY	APPROX. BOAT & ENGINE WEIGHT	TRAILER WEIGHT
210	20'10"	8'6"	19°	33"	40 GAL	1,600 LBS	3,170 TO 3,380 LBS	1,157 LBS
	6.35 M	2.59 M		84 CM	151 L	726 KG	1,440 TO 1,533 KG	525 KG





STANDARD GRAPHIC



GLOVEBOX/COOLER



TRANSOM STORAGE ACCESSIBLE FROM WATER




IN-FLOOR LOCKER




BOW STORAGE AREAS



ANCHOR LOCKER/HIDDEN LADDER



MEDITERRANEAN SUN DECK



FOUR WINNS® HORIZON™ 220

CLASSIC COLOR BAND WITH SPORT GRAPHIC

VOLVO PENTA

specifications	LOA	BEAM	DEADRISE	DRAFT - DRIVE DOWN	FUEL CAPACITY	MAX. CAPACITY	APPROX. BOAT & ENGINE WEIGHT	TRAILER WEIGHT
220	22'0" 6.71 M	8'6" 2.59 M	19°	33" 84 CM	50 GAL 189 L	1,800 LBS 816 KG	3,860 TO 3,920 LBS 1,750 TO 1,780 KG	1,235 LBS 560 KG






STANDARD GRAPHIC



specifications

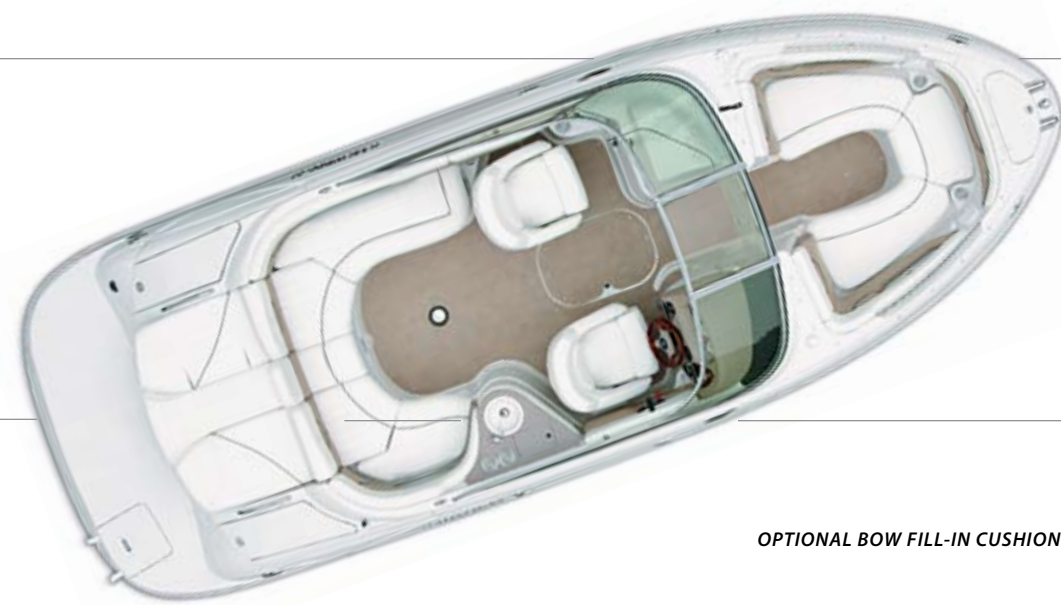
240

LOA	BEAM	DEADRISE	DRAFT - DRIVE DOWN	FUEL CAPACITY	MAX. CAPACITY	APPROX. BOAT & ENGINE WEIGHT	TRAILER WEIGHT
24'0"	8'6"	20°	35"	58 GAL	2,000 LBS	4,270 TO 4,330 LBS	1,440 LBS
7.32 M	2.59 M		89 CM	219 L	907 KG	1,937 TO 1,964 KG	653 KG



indescribable

When the 240 Horizon™ sport boat was first introduced, there weren't words to describe all that it changed. Now in its third year, the 240 and other members of the Cross-Stream series can be summed up with just one word: caboodle. Caboodle, as in, "a whole lot" of innovation...of storage...of seating...of style...and of a whole lot more.



OPTIONAL BOW FILL-IN CUSHIONS



ALL-WHITE WITH HULL ACCENT



MEDITERRANEAN SUN PAD SYSTEM



ENCLOSED HEAD WITH PORTA-POTTI



COCKPIT REFRESHMENT CENTER



STYLISH HELM WITH STANDARD WHEEL



REMOVABLE 36-QT COOLER





exceptional

For a big bowrider to be in such high demand, there must be a reason.

In this case, there are a hundred reasons. Four Winns® designers applied the Cross-Stream concept (more of everything) to the length and breadth of the 260 Horizon™. The result? A boat that is infinitely more practical, more stylish, more versatile, and more fun .



CLASSIC COLOR BAND WITH CONTRASTING ACCENT



AFT SHOWER



TRANSOM STORAGE LOCKER




WALK-OVER SUNDECK SEATING SYSTEM



FLIP-UP BOLSTER SEAT



MULTI-LEVEL BOW BACKREST STORAGE



BOW LADDER, ANCHOR STORAGE



FOUR WINNS® HORIZON™ 260


STANDARD GRAPHIC

**VOLVO
PENTA**

specifications

260

LOA	BEAM	DEADRISE	DRAFT – DRIVE DOWN	FUEL CAPACITY	MAX. CAPACITY	APPROX. BOAT & ENGINE WEIGHT	TRAILER WEIGHT
26'0"	8'6"	20°	36"	75 GAL	YACHT	4,670 TO 4,920 LBS	1,450 LBS
7.93	2.59 M		91 CM	284 L	YACHT	2,120 TO 2,230	658 KG



FOUR WINNS® HORIZON™ 290



CLASSIC COLOR BAND WITH SPORT GRAPHIC AND OPTIONAL RADAR ARCH

MERCURY
MerCruiser.



COCKPIT REFRESHMENT CENTER



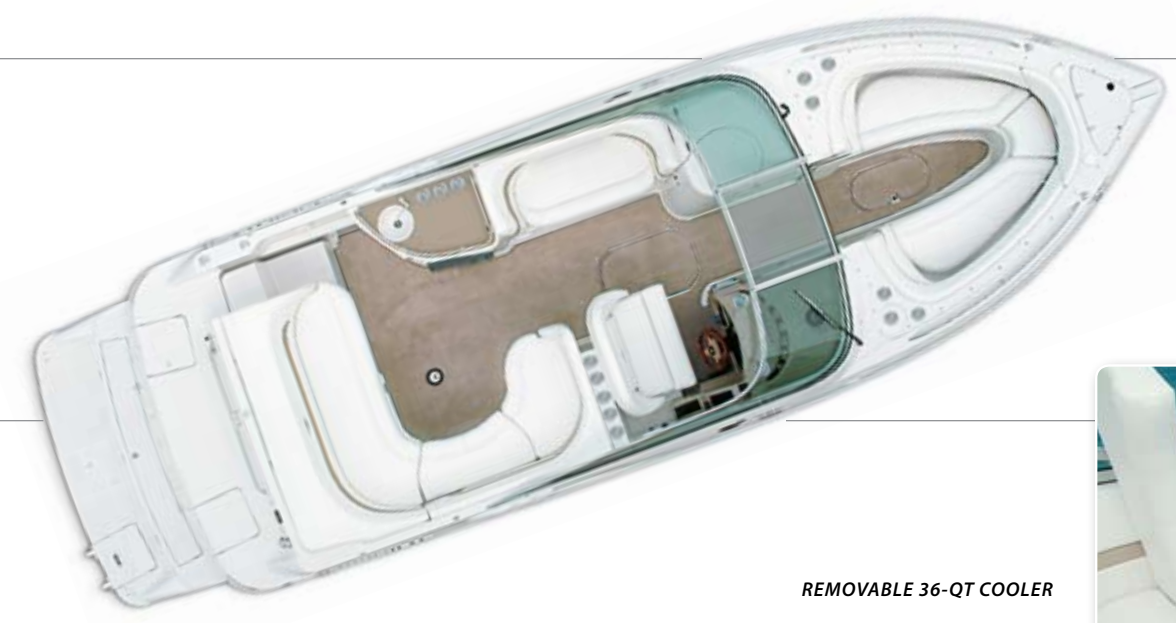
OPTIONAL BOW FILL-IN CUSHIONS

impressive

At 31'2" (9.5 m), the 290 Horizon™ sport boat can't help but make a big impression. But it's the finer points that leave a lasting one: Stainless steel drink holders, electric engine lifts, refreshment center, SIRIUS satellite entertainment and stainless steel props. Size wise? It's a big boat. But more importantly, it's a Four Winns. And that's *huge*.



SPACIOUS INTERIOR



OPTIONAL VACU-FLUSH HEAD



HELM WITH OPTIONAL WOODGRAIN WHEEL



REMOVABLE 36-QT COOLER

DEPTH SOUNDER WITH ALARM



specifications	LOA	BEAM	DEADRISE	DRAFT - DRIVE DOWN	FUEL CAPACITY	MAX. CAPACITY	APPROX. BOAT & ENGINE WEIGHT	TRAILER WEIGHT (OPT.)
290	31'2" 9.50 M	9'4" 2.85 M	21°	37" 94 CM	130 GAL 491 L	YACHT YACHT	6,320 TO 7,280 LBS 2,870 TO 3,300	1,902 TO 2,185 LBS 863 TO 991 KG



180 four winns® horizon™ standards & options

LOA	BEAM	DEADRISE	DRAFT – DRIVE DOWN	FUEL CAPACITY	MAX. CAPACITY	APPROX. BOAT & ENGINE WEIGHT	TRAILER WEIGHT
17'5"	7'7"	21°	34"	23 GAL	1,150 LBS	2,280 TO 2,310 LBS	756 LBS
5.30 M	2.30 M		86 CM	87	522 KG	1.036 TO 1,050 KG	343 KG

Four Winns Extra Value Features are highlighted in blue throughout the following listings.

STANDARDS

HULL/DECK

- Bow and stern eyes, stainless steel
- Cleats, stainless steel (4)
- Designators
- Engine compartment ventilators
- Fiberglass stringers
- Gel band color choices: Navy, Red, Green, Sandstone, Black, Yellow
- Gel coat, premium
- Gel scheme, two tone or all white
- Graphics, hull accent tape
- Horn, concealed
- Meets or exceeds applicable USCG regulations
- Navigation lights
- NMMA certification
- Rub rail, aluminum w/vinyl insert
- Ski-eye, stainless steel
- Stable-Vee® hull
- Swim platform, aft, integrated
 - Ladder, angled, deep-reach with wide step pads
 - Skid-resistant surface
- Windshield w/walk-thru
 - Full aluminum frame
 - Safety glass

COCKPIT

- Aquaflex™ vinyl
- Beverage holders (6)
- Carpet, snap-in
- Cooler, carry-on
- Courtesy light
- Engine compartment
 - Fiberglass motorhood, insulated
 - Gel-coated bilge
- Fiberglass liner
- Floor, skid-resistant
- Locker, in-floor
 - Hinged lid, gas assist lift
- Port console
 - Titanium trim
 - Glovebox, lockable
- Seating, bow
 - Bow seats, hinged cushions
 - Bow, backrest wrap-around
- Seating, cockpit
 - Buckets, port & starboard, adjustable
 - Hi-lo positioning jumpseats w/ reversible step surface
- Storage, bow
 - Beneath bow seats
- Storage, cockpit
 - Sidewall storage

HELM AREA

- Titanium trim
- Emergency engine shut-off
- Instrumentation, Faria fog-resistant w/stainless steel bezels
 - Fuel gauge
 - Oil pressure
 - Speedometer
 - Tachometer
 - Temperature gauge
 - Trim gauge
 - Volt meter
- Lighted switches
- Receptacle, 12VDC
- Steering wheel, tilt, soft touch

ENTERTAINMENT

- Speakers, Clarion® (2)
- Stereo, Clarion® AM/FM/CD player
- SIRIUS™ satellite stereo system w/6-month subscription

ENGINE/SYSTEMS/DRIVE

- Battery, Interstate®
- Bilge blower
- Bilge pump, automatic
- Horn, engine warning
- Power steering
- Power trim and tilt

TRAILER

- Single axle
- Integrated step pads
- Keel rollers
- Radial tires
- Submersible lighting
- Sure-Load™ custom-matched trailer
 - Disc brakes
 - Tongue, swing-away
- Tie-down straps (3)
- Tongue jack, swivel
- Treated bunks, carpeted (2)
- Treated side guides, carpeted
- Welded tube construction, 11-gauge
- Welded winch post

CUSTOMER CARE

- Shipping Cover
- Winning Edge Owner Protection Plan

OPTIONS

HULL/DECK

- Graphics, sport

COCKPIT

- Carpet cockpit, delete
- Cushions, bow fill-in
- Seat, flip-up bolster
- Seat, flip-up bolster, starboard
- Seat, lounge, port (NA w/SunSport)
- SunSport seating

HELM AREA

- Depth sounder
- Steering wheel, silver/sandstone

ENTERTAINMENT

- Stereo upgrade includes: stereo remote w/display @helm, four speakers and tweeters

CANVAS

- Bimini top
- Cockpit cover & forward cover (one piece)
- Convertible top
- Forward cover (included w/full canvas)
- Full canvas (requires a convertible top)
- Mooring cover

TRAILER

- Brakes, delete
- Galvanized trailer w/GatorHyde
- Rugged duty towing package includes heavy duty tires and electric brakes
- Spare tire & wheel
- Spare tire & wheel - aluminum or galvanized
- Trailer, delete
- Wheel, aluminum

POWER

- MerCruiser Stern Drive
 - 3.0 L Alpha 135 hp
- Volvo-Penta Stern Drive
 - 3.0 GL/SX 135 hp



Standard Seating



SunSport Seating



190 four winns® horizon™ standards & options

LOA	BEAM	DEADRISE	DRAFT – DRIVE DOWN	FUEL CAPACITY	MAX. CAPACITY	APPROX. BOAT & ENGINE WEIGHT	TRAILER WEIGHT
18'6"	7'11"	19°	31"	34 GAL	1,300 LBS	2,760 TO 2,800 LBS	959 TO 1,073LBS
5.64 M	2.41 M		79 CM	128 L	590 KG	1,250 TO 1,270 KG	435 TO 487 KG

Four Winns Extra Value Features are highlighted in blue throughout the following listings.

STANDARDS

HULL/DECK

- Bow and stern eyes, stainless steel
- Bow rails, thru-bolted, stainless steel
- Cleats, stainless steel (4)
- Designators, dome-style
- Engine vents, transom-mounted
- Fiberglass stringers
- Fuel cap, stainless
- Gel band color choices: Navy, Red, Green, Sandstone, Black, Yellow
- Gel coat, premium
- Gel scheme, two tone or all white
- Graphics, standard
- Horn, concealed
- Meets or exceeds applicable USCG regulations
- Navigation lights
- NMMA certification
- Rub rail, aluminum w/vinyl insert
- Ski-eye, stainless steel
- Stable-Vee® hull
- Step pads, skid-resistant
- Swim platform, aft, integrated
 - Ladder, angled, deep-reach, hidden w/wide step pads
 - Skid-resistant surface
- Windshield w/walk-thru
 - Full aluminum frame
 - Safety glass

COCKPIT

- Anchor storage under bow seat
- Aquaflex™ vinyl
- Beverage holders (6)
- Carpet, 28 oz., snap-in
- Cooler, carry-on
- Courtesy light
- Engine compartment
 - Composite construction
 - Fiberglass motorhood, insulated
 - Gel-coated bilge
- Fiberglass liner
- Floor, skid-resistant
- Locker, in-floor
 - Hinged lid, gas assist lift
- Port console
 - Titanium trim
 - Glovebox, lockable
- Seating, bow
 - Bow seats, hinged
 - Bow, forward backrest
 - Bow, backrest wrap-around
- Seating, cockpit
 - Back/back lounger, adjustable, port w/Duraframe® construction & kick-up headrests in lounge position
 - Bucket, starboard, adjustable
 - Hi-lo positioning jumpseats w/reversible step surface
- Storage, bow
 - Beneath bow seats
- Storage, cockpit
 - Sidewall
 - Under rear seats

HELM AREA

- Titanium trim
- Emergency engine shut-off
- Instrumentation, Faria, fog-resistant w/stainless steel bezels
 - Fuel gauge
 - Oil pressure
 - Speedometer
 - Tachometer w/hour meter
 - Temperature gauge
- Trim gauge
- Volt meter
- Lighted switches
- Receptacle, 12VDC
- Steering wheel, tilt, soft touch

ENTERTAINMENT

- Speakers, Clarion® (2)
- Stereo, Clarion® AM/FM/CD player
- SIRIUS™ satellite stereo system w/6-month subscription

ENGINE/SYSTEMS/DRIVE

- Battery, Interstate®
- Bilge blower
- Bilge pump, automatic
- Horn, engine warning
- Power steering
- Power trim and tilt

TRAILER

- Integrated step pads
- Keel rollers
- Radial tires
- Single axle
- Submersible lighting
- Sure-Load™ custom-matched trailer
 - Disc brakes
 - Tongue, swing-away
- Tie-down straps (3)
- Tongue jack, swivel
- Treated bunks, carpeted (4)
- Treated side guides, carpeted
- Welded tube construction, 11-gauge
- Welded winch post

CUSTOMER CARE

- Shipping cover
- Winning Edge Owner Protection Plan

OPTIONS

OPTION PACKAGE

- Boater's Choice Package
 - Cleats, pull-up
 - Depth sounder
 - Graphics, sport
 - Steering wheel, woodgrain/sandstone

HULL/DECK

- Classic color band
- Cleats, pull-up*
- Graphics, sport*

COCKPIT

- Carpet, cockpit delete
- Cushions, bow fill-in
- Seat, bucket seat, port
- Seat, flip-up bolster, pair
- Seat, flip-up bolster, starboard (NA w/SunSport)
- SunSport interior
- Walk-thru door

HELM

- Depth sounder*
- Steering wheel, silver/sandstone*

ENTERTAINMENT

- Stereo upgrade includes: stereo remote w/display @helm, four speakers and tweeters

ENGINE/SYSTEMS/DRIVE

- Prop, stainless, exchange
- Remote oil filter (Merc 4.3 only, standard on all other models)

CANVAS

- Bimini top
- Cockpit cover & forward cover (one piece)
- Convertible top
- Forward cover (included w/full canvas)
- Full canvas (requires a convertible top)
- Mooring cover

TRAILER

- Tandem axle trailer w/1 axle brake
 - Die cut logo in fender (painted only)
- Brakes, tandem
- Galvanized trailer w/GatorHyde
- Rugged duty towing package
 - Includes heavy duty tires and electric brakes
- Spare tire & wheel
- Spare tire & wheel - aluminum or galvanized
- Trailer, delete
- Wheels, aluminum (each)

POWER

- MerCruiser Stern Drives
 - 4.3 L/Alpha 190 hp
 - 4.3 MPI/Alpha 220 hp
- Volvo-Penta Stern Drives
 - 4.3 GL/SX 190 hp
 - 4.3 GXi/SX 225 hp



Standard Seating



SunSport Seating



* Included in Optional Boater's Package

183 four winns® horizon™ fish & ski standards & options

LOA	BEAM	DEADRISE	DRAFT – DRIVE DOWN	FUEL CAPACITY	MAX. CAPACITY	APPROX. BOAT & ENGINE WEIGHT	TRAILER WEIGHT
18'0"	8'0"	19°	31"	32 GAL	1,300 LBS	2,670 TO 2,800 LBS	959 TO 1,073 LBS
5.49 M	2.44 M		79 CM	121 L	590 KG	1,210 TO 1,270 KG	435 TO 487 KG

Four Winns Extra Value Features are highlighted in blue throughout the following listings.

STANDARDS

HULL & DECK

- 12 VDC Trolling Motor
- Bow and stern eyes, stainless steel
- Cleats, stainless steel (6)
- Designators
- Engine vents, transom-mounted
- Fiberglass stringers
- Fish finder w/depth sounder
- Gel band color choices: Navy, Red, Green, Sandstone, Black, Yellow
- Gel coat, premium
- Gel scheme, two tone or all white
- Graphics, hull accent tape
- Horn, concealed
- Meets or exceeds applicable USCG regulations
- Navigation lights
- NMMA certification
- Rub rail, aluminum w/vinyl insert
- Ski-eye, stainless steel
- Stable-Vee® hull
- Swim platform, aft, integrated
 - Ladder, angled, deep-reach with wide step pads
 - Skid-resistant surface
- Windshield w/walk-thru
 - Full aluminum frame
 - Safety glass
 - Removable windshield wings

COCKPIT

- Anchor storage under bow seat
- Aquaflex™ vinyl
- Beverage holders (6)
- Carpet, snap-in
- Engine compartment
 - Composite construction
 - Fiberglass motorhood, insulated
 - Gel-coated bilge
- Fiberglass construction
- Fiberglass liner
- Floor, skid-resistant
- Forward casting platform
- Port console
 - Burlwood trim
 - Cooler, overboard draining
 - Glovebox, lockable
- Seating, bow
 - Bow seats, hinged
 - Bow seats, removable seat cushions
 - Cushions, bow fill-in
- Seating, cockpit
 - Bucket, port & starboard, adjustable
 - Fishing seats that double as aft bench seats
- Ski locker, in-floor
- Hinged lid, gas assist lift
- Large enough for skis, kneeboards or wakeboards
- Storage, bow
 - Beneath bow seats
- Storage, cockpit
 - Beneath stern seats
 - Sidewall, multi-level
- Tackle box, integrated

HELM AREA

- Burlwood trim
- Emergency engine shut-off
- Instrumentation, Faria
 - Fuel gauge
 - Oil pressure
 - Speedometer
 - Tachometer
 - Temperature gauge
 - Trim gauge
 - Volt meter
- Lighted switches
- Receptacle, 12VDC
- Steering wheel, tilt, soft touch

ENTERTAINMENT

- Speakers, Clarion® (2)
- Stereo, Clarion® AM/FM/CD player
- SIRIUS™ satellite stereo system w/6-month subscription

ENGINE/SYSTEMS/DRIVE

- Battery charger, built-in
- Batteries, Interstate® (2)
- Bilge blower
- Bilge pump
- Horn, engine warning
- Power steering
- Power trim and tilt
- Wire harness
 - Routed through PVC conduit in floor

TRAILER

- Integrated step pads
- Keel rollers
- Radial tires
- Single axle
- Submersible lighting
- Sure-Load™ custom-matched trailer
 - Disc brakes
 - Tongue, swing-away
- Tie-down straps (3)
- Tongue jack, swivel
- Treated bunks, carpeted (4)
- Treated side guides, carpeted
- Welded tube construction, 11-gauge
- Welded winch post

CUSTOMER CARE

- Shipping cover
- Winning Edge Owner Protection Plan

OPTIONS

HULL/DECK

- Graphics, sport
- Swim platform, extended

COCKPIT

- Carpet, cockpit delete
- Bucket seats, ComfortRide, flip-up bolsters, adjustable

HELM AREA

- Steering wheel, woodgrain/sandstone

ENGINE/SYSTEMS/DRIVE

- Remote oil filter (Merc 4.3 & 5.0 only, standard on all other engines)
- Trolling motor, delete

CANVAS

- Bimini top
- Cockpit cover
- Cockpit cover & forward cover
- Convertible top
- Full canvas (requires a convertible top)
- Mooring cover

TRAILER

- Tandem axle trailer w/1 axle brake
 - Die cut logo in fender (painted only)
- Brakes, tandem
- Galvanized trailer w/GatorHyde
- Rugged duty towing package Includes heavy duty tires and electric brakes
- Spare tire & wheel
- Spare tire & wheel - aluminum or galvanized
- Trailer, delete
- Wheel, aluminum

POWER

MerCruiser Stern Drives

- 4.3 L Alpha 190 hp
- 4.3 MPI/Alpha 220 hp
- 5.0 L Alpha 220 hp

Volvo-Penta Stern Drives

- 4.3 GL/SX 190 hp
- 4.3 GXi/SX 225 hp
- 5.0 GL/SX 220 hp



Fish & Ski Seating



Standard Seating



200 four winns® horizon™ standards & options

LOA	BEAM	DEADRISE	DRAFT – DRIVE DOWN	FUEL CAPACITY	MAX. CAPACITY	APPROX. BOAT & ENGINE WEIGHT	TRAILER WEIGHT
19'8"	8'4"	19°	32"	35 GAL	1,400 LBS	2,920 TO 3,070 LBS	952 TO 1,157 LBS
6.0 M	2.54 M		81 CM	132 L	635 KG	1,320 TO 1,390 KG	432 TO 525 KG

Four Winns Extra Value Features are highlighted in blue throughout the following listings.

STANDARDS

HULL/DECK

- Bow and stern eyes, stainless steel
- Bow rails, thru-bolted, stainless steel
- Cleats, stainless steel (6)
- Designators, dome-style
- Engine vents, transom-mounted
- Fiberglass stringers
- Fuel cap, chrome
- Gel band color choices: Navy, Red Green, Sandstone, Black, Yellow
- Gel coat, premium
- Gel scheme, two tone or all white
- Graphics, standard
- Horn, concealed
- Meets or exceeds applicable USCG regulations
- Navigation lights
- NMMA certification
- Rub rail, rigid white vinyl w/stainless steel insert
- Ski-eye, stainless steel
- Stable-Vee® hull
- Step pads, skid-resistant
- Swim platform, aft, integrated
 - Ladder, angled, deep-reach, hidden w/wide step pads
 - Skid-resistant surface
- Thru-hull fittings, stainless steel
- Windshield w/walk-thru
 - Full aluminum frame
 - Safety glass
 - Stainless steel supports

COCKPIT

- Anchor storage under bow seat
- Aquaflex™ vinyl
- Beverage holders (7)
- Carpet, 40 oz., snap-in
- Courtesy lights
- Engine compartment
 - Composite construction
 - Fiberglass motorhood, insulated
 - Gel-coated bilge
- Fiberglass liner
- Floor, skid-resistant

- Port console
 - Burlwood trim w/silver accent
 - Cooler, overboard draining
 - Glovebox, lockable
- Seating, bow
 - Bow cushion, removable
 - Bow seats, hinged
 - Bow, forward backrest
- Seating, cockpit
 - Back/back lounger, adjustable, port w/Duraframe® construction & kick-up headrests in lounge position
 - Bucket, ComfortRide, flip-up bolsters, starboard, adjustable
 - Hi-lo positioning jump seats
- Ski locker, in-floor
 - Hinged lid, gas assist lift
 - Large enough for skis, kneeboards or wakeboards
 - Raised floor w/rubber mesh mat
- Storage, bow
 - Behind backrest at helm and passenger consoles
 - Beneath bow seats
- Storage, cockpit
 - Compartment, latching at helm
 - Sidewall

HELM AREA

- Burlwood trim w/silver accents
- Depth sounder w/shallow water alarm
- Emergency engine shut-off
- Instrumentation, Faria, fog-resistant w/stainless steel bezels
 - Fuel gauge
 - Oil pressure
 - Speedometer
 - Tachometer w/hour meter
 - Temperature gauge
 - Trim gauge
 - Volt meter
- Lighted switches
- Receptacle, 12VDC
- Steering wheel, tilt
- Storage compartment, floor

ENTERTAINMENT

- Speakers, Clarion® (4)
- Stereo, Clarion® AM/FM/CD player
- SIRIUS™ satellite stereo system w/6-month subscription
- Stereo remote w/display @helm

ENGINE/SYSTEMS/DRIVE

- Battery, Interstate®
- Bilge blower
- Bilge pump, automatic
- Horn, engine warning
- Power steering
- Power trim and tilt
- Wire harness
 - Routed through fiberglass channel in floor

CANVAS

- Bimini or convertible top w/stainless steel hardware

TRAILER

- Integrated step pads
- Keel rollers
- Radial tires
- Single axle
- Submersible lighting
- Sure-Load™ custom-matched trailer
 - Disc brakes
 - Tongue, swing-away
- Tie-down straps (3)
- Tongue jack, swivel
- Treated bunks, carpeted (4)
- Treated side guides, carpeted
- Welded tube construction, 11-gauge
- Welded winch post

CUSTOMER CARE

- Shipping cover (NA w/tower models)
- Winning Edge Owner Protection Plan

OPTIONS

HULL/DECK

- Bow scuff plate
- Classic color band
- Cleats, pull-up
- Graphics, sport
- Wakeboard tower (w/custom bimini top)
- Wakeboard tower deluxe: Tower, bimini top, 2 board racks, 2 tower speakers, Clarion amplifier and 10" woofer
- Wakeboard tower board racks (2)

COCKPIT

- Carpet, cockpit delete
- Cushions, bow fill-in
- Seat, flip-up bolster, port
- Seat, lounge, starboard (NA w/SunSport)
- SunSport interior (w/2 bolsters)
- Table w/mount
- Walk-thru door

HELM AREA

- Compass
- Steering wheel, woodgrain/sandstone

ENTERTAINMENT

- Stereo remote w/display @transom
- Stereo Upgrade: Includes Clarion® amplifier, 10" subwoofer & tweeters

ENGINE/SYSTEMS/DRIVE

- Prop, stainless, exchange
- Remote oil filter (Merc 4.3 & 5.0 only; standard on all other engines)

CANVAS

- Cockpit cover
- Cockpit cover & forward cover
- Convertible top*
- Full canvas* (requires convertible top)
- Mooring cover* (*NA w/wakeboard tower)

TRAILER

- Tandem axle trailer w/1 axle brake
 - Die cut logo in fender (painted only)
- Brakes, tandem
- Galvanized trailer w/GatorHyde
- Rugged duty towing package Includes heavy duty tires and electric brakes
- Spare tire & wheel
- Spare tire & wheel - aluminum or galvanized
- Trailer, delete
- Wheel, aluminum

POWER

- MerCruiser Stern Drives
 - 4.3 L Alpha 190 hp
 - 4.3 MPI/Alpha 220 hp
 - 5.0 L Alpha 220 hp
 - 5.0 MPI/Alpha 260 hp
- Volvo-Penta Stern Drives
 - 4.3 GL/SX 190 hp
 - 4.3 GXi/SX 225 hp
 - 5.0 GL/SX 220 hp
 - 5.0 GXi/SX 270 hp



Standard Seating



SunSport Seating



210 four winns® horizon™ standards & options

LOA	BEAM	DEADRISE	DRAFT – DRIVE DOWN	FUEL CAPACITY	MAX. CAPACITY	APPROX. BOAT & ENGINE WEIGHT	TRAILER WEIGHT
20'10"	8'6"	19°	33"	40 GAL	1,600 LBS	3,170 TO 3,380 LBS	1,157 LBS
6.35 M	2.59 M		84 CM	151 L	726 KG	1,440 TO 1,533 KG	525 KG

Four Winns Extra Value Features are highlighted in blue throughout the following listings.

STANDARDS

HULL/DECK

- Anchor locker w/hidden ladder
- Notch in lid for line
- Overboard draining
- Bow and stern eyes, stainless steel
- Bow rails, thru-bolted, stainless steel
- Cleats, stainless steel (6)
- Designators, dome-style
- Engine vents, transom-mounted
- Fiberglass stringers
- Fuel cap, chrome
- Gel band color choices: Navy, Red, Green, Sandstone, Black, Yellow
- Gel coat, premium
- Gel scheme, two tone or all white
- Graphics, standard
- Horn, concealed
- Meets or exceeds applicable USCG regulations
- Navigation lights
- NMMA certification
- Rub rail, rigid white vinyl w/stainless steel insert
- Ski-eye, stainless steel
- Stable-Vee® hull
- Step pads, skid-resistant
- Swim platform, aft, integrated
- Ladder, angled, deep-reach, hidden w/wide step pads
- Skid-resistant surface
- Thru-hull fittings, stainless steel
- Windshield w/walk-thru
- Full aluminum frame
- Safety glass
- Stainless steel supports

COCKPIT

- Aquaflex™ vinyl
- Beverage holders (7)
- Carpet, 40 oz., snap-in
- Courtesy lights
- Engine compartment
- Composite construction
- Fiberglass motorhood, insulated
- Gel-coated bilge
- Fiberglass liner
- Floor, skid-resistant
- Port console
- Burlwood trim w/silver accent
- Cooler, overboard draining
- Glovebox, lockable
- Seating, bow
- Bow cushion, removable
- Bow seats, hinged
- Bow, forward backrest
- Seating, cockpit
- Back/back lounger, adjustable, port w/Duraframe® construction & kick-up headrests in lounge position
- Bucket, ComfortRide®, flip-up bolsters, starboard, adjustable
- Hi-lo positioning jumpseats
- Ski locker, in-floor
- Hinged lid, gas assist lift
- Large enough for skis, kneeboards or wakeboards
- Raised floor w/rubber mesh mat
- Storage, bow
- Behind backrest at helm and passenger consoles
- Beneath bow seats
- Storage, cockpit
- Compartment, latching at helm
- Sidewall

HELM AREA

- Burlwood trim w/silver accents
- Depth sounder w/shallow water alarm
- Emergency engine shut-off
- Instrumentation, Faria, fog-resistant w/stainless steel bezels
- Fuel gauge
- Oil pressure
- Speedometer
- Tachometer w/hour meter
- Temperature gauge
- Trim gauge
- Volt meter
- Lighted switches
- Receptacle, 12VDC
- Steering wheel, tilt
- Storage compartment, floor

ENTERTAINMENT

- Speakers, Clarion® (4)
- Stereo, Clarion® AM/FM/CD player
- SIRIUS™ satellite stereo system w/6-month subscription
- Stereo remote w/display @helm

ENGINE/SYSTEMS/DRIVE

- Battery, Interstate®
- Bilge blower
- Bilge pump, automatic
- Horn, engine warning
- Power steering
- Power trim and tilt
- Wire harness
- Routed through fiberglass channel in floor

CANVAS

- Bimini or convertible top w/stainless steel hardware

TRAILER

- Integrated step pads
- Keel rollers
- Radial tires
- Submersible lighting
- Sure-Load™ custom-matched trailer
- Disc brakes
- Tongue, swing-away
- Tandem axle
- Die cut logo in fender
- Single axle brake
- Tie-down straps (3)
- Tongue jack, swivel
- Treated bunks, carpeted (4)
- Treated side guides, carpeted
- Welded tube construction, 11-gauge
- Welded winch post

CUSTOMER CARE

- Shipping cover (NA w/tower models)
- Winning Edge Owner Protection Plan

OPTIONS

HULL/DECK

- Bow scuff plate
- Classic color band
- Cleats, pull-up
- Graphics, sport
- Wakeboard tower (w/custom bimini top)
- Wakeboard tower deluxe: Tower, bimini top, 2 board racks, 2 tower speakers, Clarion amplifier & 10" woofer
- Wakeboard tower board racks (2)

COCKPIT

- Carpet, cockpit delete
- Cushions, bow fill-in
- Seat, flip-up bolster, port
- Seat, lounger, starboard (NA w/SunSport)
- SunSport interior (w/2 bolsters)
- Table w/mount
- Walk-thru door

HELM

- Compass
- Steering wheel, woodgrain/sandstone

ENTERTAINMENT

- Stereo remote w/display at transom
- Stereo upgrade includes: Clarion amplifier, 10" subwoofer and tweeters

ENGINE/SYSTEMS/DRIVE

- Prop, stainless exchange
- Remote oil filter (Merc 4.3 & 5.0 only, standard on all other engines)

CANVAS

- Cockpit cover
- Cockpit cover & forward cover
- Convertible top*
- Full canvas* (requires convertible top)
- Mooring cover* (*NA w/wakeboard tower)

TRAILER

- Brakes, tandem
- Galvanized trailer w/GatorHyde
- Rugged duty towing package includes heavy duty tires and electric brakes
- Spare tire & wheel
- Spare tire & wheel - aluminum or galvanized
- Trailer, delete
- Wheel, aluminum

POWER

MerCruiser Stern Drives

- 4.3 L Alpha 190 hp
- 4.3 MPI/Alpha 220 hp
- 5.0 L Alpha 220 hp
- 5.0 MPI/Alpha 260 hp
- 350 MPI/Bravo I 300 hp

Volvo-Penta Stern Drives


- 4.3 GL/SX 190 hp
- 4.3 GXi/SX 225 hp
- 5.0 GL/SX 220 hp
- 5.0 GXi/SX 270 hp
- 5.7 Gi/SX 280 hp



Standard Seating



SunSport Seating



220 four winns® horizon™ standards & options

LOA	BEAM	DEADRISE	DRAFT – DRIVE DOWN	FUEL CAPACITY	MAX. CAPACITY	APPROX. BOAT & ENGINE WEIGHT	TRAILER WEIGHT
22'0"	8'6"	19°	33"	50 GAL	1,800 LBS	3,860 TO 3,920 LBS	1,235 LBS
6.71 M	2.59 M		84 CM	189 L	816 KG	1,750 TO 1,780 KG	560 KG

Four Winns Extra Value Features are highlighted in blue throughout the following listings.

STANDARDS

HULL/DECK

- Aft deck storage
 - Large enough for skis or wake boards
 - Port and starboard
- Anchor locker w/hidden ladder
 - Notch in lid for line
 - Overboard draining
- Bow and stern eyes, stainless steel
- Bow rails, thru-bolted, stainless steel
- Cleats, stainless steel (6)
- Designators, dome-style
- Engine vents, color-coordinated
- Fiberglass stringers
- Fuel cap, chrome
- Gel band color choices: Navy, Red, Green, Sandstone, Black, Yellow
- Gel coat, premium
- Gel scheme, two tone or all white
- Graphics, standard
- Horn, concealed
- Meets or exceeds applicable USCG regulations
- Navigation lights
- NMMA certification
- Rub rail, rigid white vinyl w/stainless steel insert
- Ski-eye, stainless steel
- Stable-Vee® hull
- Step pads, skid-resistant
- Swim platform, aft, integrated
 - Ladder, angled, deep-reach, hidden w/wide step pads
 - Skid-resistant surface
- Thru-hull fittings, stainless steel
- Windshield w/walk-thru
 - Full aluminum frame
 - Safety glass
 - Stainless steel supports

COCKPIT

- Aquaflex™ vinyl
- Beverage holders, stainless steel (8)
- Carpet, 40 oz., snap-in
- Cooler, removable, 36-qt.
- Courtesy lights
- Engine compartment
 - Assist handle
 - Composite construction
 - Engine hatch, gas assisted lifts
 - Fiberglass motorhood, insulated
 - Molded engine liner
- Fiberglass liner
- Floor, skid-resistant
- Port console
 - Burlwood trim w/silver accent
 - Cooler, overboard draining
 - Glovebox, lockable
 - Passenger assist handle
- Seating, bow
 - Bow cushion, removable
 - Bow seats, hinged
 - Canted wrap-around backrests
- Seating, cockpit
 - Bucket seats, ComfortRide, adjustable w/flip-up bolster & headrests
 - Unique stern seat converts to 2 separate lounges or one large sunpad
 - U-shaped stern seating
- Ski locker, in-floor
 - Hinged lid, gas assist lift
 - Large enough for skis, kneeboards or wakeboards
 - Raised floor w/rubber mesh mat
- Storage, bow
 - Beneath bow seats
 - Helm compartment
 - Port console
 - Recessed w/beverage holders
- Storage, cockpit
 - Beneath U-shaped seat
- Walk-thru doors
- Walk-over transom
 - Flip-up hinged center sunpad

HELM AREA

- Burlwood trim w/silver accents
- Compass
- Depth sounder w/shallow water alarm
- Emergency engine shut-off

- Instrumentation, Faria, fog-resistant w/stainless steel bezels
 - Fuel gauge
 - Oil pressure
 - Speedometer
 - Tachometer w/hour meter
 - Temperature gauge
 - Trim gauge
 - Volt meter
- Lighted switches
- Receptacle, 12VDC
- Steering wheel, tilt

ENTERTAINMENT

- Speakers, Clarion® (4)
- Stereo, Clarion® AM/FM/CD player
- SIRIUS™ satellite stereo system w/6-month subscription
- Stereo remote w/display @helm

ENGINE/SYSTEMS/DRIVE

- Battery, Interstate®
- Bilge blower
- Bilge pump, automatic
- Horn, engine warning
- Power steering
- Power trim and tilt
- Wire harness
 - Routed through PVC conduit in floor

CANVAS

- Bimini or convertible top w/stainless steel hardware

TRAILER

- Integrated step pads
- Keel rollers
- Radial tires
- Submersible lighting
- Sure-Load™ custom-matched trailer
 - Disc brakes
 - Tongue, swing-away
- Tandem axle
 - Die cut logo in fender
 - Single axle brakes
- Tie-down straps (3)
- Tongue jack, swivel
- Treated bunks, carpeted (4)
- Treated side guides, carpeted
- Welded tube construction, 11-gauge
- Welded winch post

CUSTOMER CARE

- Shipping cover (NA w/tower models)
- Winning Edge Owner Protection Plan

OPTIONS

HULL & DECK

- Bow scuff plate
- Cleats, pull-up
- Docking lights
- Graphics, sport
- Wakeboard tower
 - (w/custom bimini top)
- Wakeboard tower deluxe: Tower, bimini top, 2 board racks, 2 tower speakers, Clarion amplifier & 10" woofer
- Wakeboard tower board racks (2)
- Windshield wiper, starboard

COCKPIT

- Carpet, cockpit delete
- Cushions, bow fill-in
- Engine hatch, electric lift
- Table w/mount

HELM

- Steering wheel, woodgrain/sandstone

ENTERTAINMENT

- Stereo remote w/display at transom
- Stereo upgrade includes: Clarion amplifier, 10" subwoofer and tweeters

ENGINE/SYSTEMS/DRIVE

- Batteries, dual w/switch
- Engine flush-out (NA w/Neutra-Salt system)
- Fire extinguishing system
- Fresh water cooling (Ocean Series only)
- Neutra-Salt engine flushing system (std. on Ocean Series)
- Prop, stainless exchange (5.0 GXi/SX only)
- Thru-side exhaust, Quick & Quiet (NA w/Merc engines)

CANVAS

- Cockpit cover
- Cockpit cover & forward cover
- Convertible top w/standard bimini*
- Full canvas* (requires convertible top)
- Mooring cover*
- Windshield connector, clear* (*NA w/wakeboard tower)

TRAILER

- Brakes, tandem
- Galvanized trailer w/GatorHyde
- Rugged duty towing package Includes heavy duty tires and electric brakes
- Spare tire & wheel
- Spare tire & wheel - aluminum or galvanized
- Trailer, delete
- Wheel, aluminum

POWER

- MerCruiser Stern Drives
 - 5.0 MPI/Bravo I 260 hp
 - 350 MPI/Bravo I 300 hp
 - 350 MPI/Bravo III 300 hp
 - MX 6.2/Bravo I 320 hp
 - MX 6.2/Bravo III 320 hp
- Volvo-Penta Stern Drives
 - 5.0 GXi/SX 270 hp
 - 5.0 GXi/DP 270 hp
 - 5.0 OSi/XDP 270 hp
 - 5.7 Gi/SX 280 hp
 - 5.7 Gi/DP 280 hp
 - 5.7 OSi/XDP 280 hp
 - 5.7 GXi/SX 320 hp
 - 5.7 GXi/DP 320 hp
 - 5.7 OSXi/XDP 320 hp



240 four winns® horizon™ standards & options

LOA	BEAM	DEADRISE	DRAFT – DRIVE DOWN	FUEL CAPACITY	MAX. CAPACITY	APPROX. BOAT & ENGINE WEIGHT	TRAILER WEIGHT
24'0"	8'6"	20°	35"	58 GAL	2,000 LBS	4,270 TO 4,330 LBS	1,440 LBS
7.32 M	2.59 M		89 CM	219 L	907 KG	1,937 TO 1,964 KG	653 KG

Four Winns Extra Value Features are highlighted in blue throughout the following listings.

STANDARDS

HULL/DECK

Aft deck storage

- Large enough for skis or wakeboards
- Port and starboard
- Anchor locker w/hidden ladder
- Notch in lid for line
- Overboard draining
- Bow and stern eyes, stainless steel
- Bow rails, thru-bolted, stainless steel
- Cleats, stainless steel (6)
- Designators, dome-style
- Engine vents
- Fiberglass stringers
- Fill caps
 - Fuel, chrome
 - Water, stainless steel
- Gel band color choices: Navy, Red, Green, Sandstone, Black, Yellow
- Gel coat, premium
- Gel scheme, two tone or all white
- Graphics, standard
- Horn, concealed
- Meets or exceeds applicable USCG regulations
- Navigation lights
- NMMA certification
- Rub rail, rigid white vinyl w/stainless steel insert
- Shower, aft
- Ski-eye, stainless steel
- Stable-Vee® hull
- Step pads, skid-resistant
- Sundeck storage
 - 2 compartments beneath sundeck pads
- Swim platform, aft, integrated
 - Ladder, angled, deep-reach, hidden w/wide step pads
 - Skid-resistant surface
- Thru-hull fittings, stainless steel
- Windshield w/walk-thru
 - Full aluminum frame
 - Safety glass
 - Stainless steel supports

COCKPIT

- Aquaflex™ vinyl
- Beverage holders, stainless steel (10)
- Carpet, 40 oz., snap-in
- Cooler, removable, 36-qt.
- Courtesy lights
- Engine compartment
 - Assist handle
 - Composite construction
 - Engine hatch, gas assisted lifts
 - Fiberglass motorhood, insulated
 - Molded engine liner
- Fiberglass liner
- Floor, skid-resistant
- Head, enclosed w/porta-potti
 - Fiberglass liner
 - Opening port lite w/screen
 - Overhead lighting
- Refreshment center
 - Countertop, solid surface
 - Sink w/pressurized water
 - Trash receptacle
- Seating, bow
 - Bow cushion, removable
 - Bow seats, hinged
 - Canted wrap-around backrests
- Seating, cockpit
 - Bucket seats, ComfortRide, adjustable w/flip-up bolster & headrests
 - Unique stern seat converts to 2 separate lounges or one large sunpad
 - U-shaped stern seating
- Ski locker, in-floor
 - Hinged lid, gas assist lift
 - Large enough for skis, kneeboards or wakeboards
 - Raised floor w/rubber mesh mat
- Storage, bow
 - Beneath bow seats
 - Helm compartment
 - Port console
 - Recessed w/beverage holders
- Storage, cockpit
 - Beneath U-shaped seat
- Walk-thru doors
- Walk-over transom
 - Flip-up hinged center sunpad

HELM AREA

- Burlwood trim w/silver accents
- Compass
- Depth sounder w/shallow water alarm
- Emergency engine shut-off
- Instrumentation, Faria, fog-resistant w/stainless steel bezels
 - Fuel gauge
 - Oil pressure
 - Speedometer
 - Tachometer w/hour meter
 - Temperature gauge
 - Trim gauge
 - Volt meter
- Lighted switches
- Receptacle, 12VDC
- Steering wheel, tilt

ENTERTAINMENT

- Speakers, Clarion® (4)
- Stereo, Clarion® AM/FM/CD player
- SIRIUS™ satellite stereo system w/6-month subscription
- Stereo remote w/display @helm

ENGINE/SYSTEMS/DRIVE

- Battery, Interstate®
- Bilge blower
- Bilge pump, automatic
- Engine hatch, w/gas assist shocks
- Horn, engine warning
- Power steering
- Power trim and tilt
- Wire harness
 - Routed through PVC conduit in floor

CANVAS

- Bimini top w/stainless steel hardware

TRAILER

- Integrated step pads
- Keel rollers
- Radial tires
- Submersible lighting
- Sure-Load™ custom-matched trailer
 - Disc brakes
 - Tongue, swing-away
- Tandem axle
 - Die cut logo in fender
 - Single axle brakes
- Tie-down straps (3)

- Tongue jack, swivel
- Treated bunks, carpeted (4)
- Treated side guides, carpeted
- Welded tube construction, 11-gauge
- Welded winch post

CUSTOMER CARE

- Shipping cover (NA w/tower models)
- Winning Edge Owner Protection Plan

OPTIONS

HULL & DECK

- Bow scuff plate
- Classic color band
- Cleats, pull-up
- Docking lights
- Graphics, sport
- Ski pylon, removable
- Wakeboard tower
 - (w/custom bimini top)
- Wakeboard tower deluxe: Tower, bimini top, 2 board racks, 2 tower speakers, Clarion amplifier & 10" woofer
- Wakeboard tower board racks (2)
- Windshield wiper, starboard

COCKPIT

- Carpet, cockpit delete
- Cushions, bow fill-in
- Engine hatch, electric lift
- Power steering
- Head pump-out
 - (porta-potti, standard)
- Table w/mount

HELM

- Steering wheel, woodgrain/sandstone

ENTERTAINMENT

- Stereo remote w/display at transom
- Stereo upgrade includes: Clarion amplifier, 10" subwoofer and tweeters

ENGINE/SYSTEMS/DRIVE

- Batteries, dual w/switch
- Engine flush-out
 - (NA w/Neutra-Salt system)
- Fire extinguishing system
- Fresh water cooling
 - (Ocean Series only)
- Neutra-Salt system (NA w/Merc; std. w/Ocean Series)
- Prop, stainless exchange
 - (5.0 GXi/SX only)
- Thru-side exhaust, Quick & Quiet
 - (NA w/Merc engines)

CANVAS

- Camper canvas*
- Cockpit cover
- Cockpit cover & forward cover
- Mooring cover*
- Windshield connector, clear*
 - (*NA w/wakeboard tower)

TRAILER

- Brakes, tandem
- Galvanized trailer w/GatorHyde
- Rugged duty towing package
 - Includes heavy duty tires and electric brakes
- Spare tire & wheel
- Spare tire & wheel - aluminum or galvanized
- Trailer, delete
- Wheel, aluminum

POWER

MerCruiser Stern Drives

- 5.0 MPI/Bravo I 260 hp
- 5.0 MPI/Bravo III 260 hp
- 350 MPI/Bravo I 300 hp
- 350 MPI/Bravo III 300 hp
- MX 6.2/Bravo I 320 hp
- MX 6.2/Bravo III 320 hp

Volvo-Penta Stern Drives

- 5.0 GXi/SX 270 hp
- 5.0 GXi/DP 270 hp
- 5.0 OSi/XDP 270 hp
- 5.7 Gi/SX 280 hp
- 5.7 Gi/DP 280 hp
- 5.7 OSi/XDP 280 hp
- 5.7 GXi/SX 320 hp
- 5.7 GXi/DP 320 hp
- 5.7 OSi/XDP 320 hp



260 four winns® horizon™ standards & options

LOA	BEAM	DEADRISE	DRAFT – DRIVE DOWN	FUEL CAPACITY	MAX. CAPACITY	APPROX. BOAT & ENGINE WEIGHT	TRAILER WEIGHT
26'0"	8'6"	20°	36"	75 GAL	YACHT	4,670 TO 4,920 LBS	1,450 LBS
7.93 M	2.59 M		91 CM	284 L	YACHT	2,120 TO 2,230 KG	658 KG

Four Winns Extra Value Features are highlighted in blue throughout the following listings.

STANDARDS

HULL/DECK

- Aft deck storage
 - Large enough for skis or wakeboards
 - Port and starboard
- Anchor locker w/hidden ladder
 - Notch in lid for line
 - Overboard draining
- Bow and stern eyes, stainless steel
- Bow rails, thru-bolted, stainless steel
- Cleats, stainless steel (6)
- Designators, dome-style
- Engine vents, color-coordinated
- Fiberglass stringers
- Fill caps
 - Fuel, chrome
 - Water, stainless steel
- Gel band color choices: Navy, Red, Green, Sandstone, Black, Yellow
- Gel coat, premium
- Gel scheme, two tone or all white
- Graphics, standard
- Horn, concealed
- Meets or exceeds applicable USCG regulations
- Navigation lights
- NMMA certification
- Rub rail, rigid white vinyl w/stainless steel insert
- Shower, aft
- Ski-eye, stainless steel
- Stable-Vee® hull
- Step pads, skid-resistant
- Sundeck storage
 - 2 compartments beneath sundeck pads
- Swim platform, aft, integrated
 - Ladder, angled, deep-reach, hidden w/wide step pads
 - Skid-resistant surface
- Thru-hull fittings, stainless steel
- Windshield w/walk-thru
 - Full aluminum frame
 - Safety glass
 - Stainless steel supports

COCKPIT

- Aquaflex™ vinyl
- Beverage holders, stainless steel (10)
- Carpet, 40 oz., snap-in
- Cooler, removable, 36-qt.
- Courtesy lights
- Engine compartment
 - Assist handle
 - Composite construction
 - Engine hatch, gas assisted lifts
 - Fiberglass motorhood, insulated
 - Molded engine liner
- Fiberglass liner
- Floor, skid-resistant
- Head, enclosed w/porta-potti
 - Fiberglass liner
 - Opening port lite w/screen
 - Overhead lighting
- Refreshment center
 - Countertop, solid surface
 - Sink w/presurized water
 - Trash receptacle
- Seating, bow
 - Bow cushion, removable
 - Bow seats, hinged
 - Canted wrap-around backrests
- Seating, cockpit
 - Bucket seats, ComfortRide, adjustable w/flip-up bolster & headrests
 - Unique stern seat converts to 2 separate lounges or one large sunpad
 - U-shaped stern seating
- Ski locker, in-floor
 - Hinged lid, gas assist lift
 - Large enough for skis, kneeboards or wakeboards
 - Raised floor w/rubber mesh mat
- Storage, bow
 - Beneath bow seats
 - Helm compartment
 - Recessed w/beverage holders
- Storage, cockpit
 - Beneath U-shaped seat
- Walk-thru doors
- Walk-over transom
 - Flip-up hinged center sunpad

HELM AREA

- Beverage holder
- Burlwood trim w/silver accents
- Compass
- Depth sounder w/shallow water alarm
- Emergency engine shut-off
- Instrumentation, Faria, fog-resistant w/stainless steel bezels
 - Fuel gauge
 - Oil pressure
 - Speedometer
 - Temperature gauge
 - Trim gauge
 - Volt meter
- Lighted switches
- Receptacle, 12VDC
- Steering wheel, tilt

ENTERTAINMENT

- Speakers, Clarion® (4)
- Stereo, Clarion® AM/FM/CD player
- SIRIUS™ satellite stereo system w/6-month subscription
- Stereo remote w/display @helm

ENGINE/SYSTEMS/DRIVE

- Battery, Interstate®
- Bilge blower
- Bilge pump, automatic
- Engine hatch, w/gas assist shocks
- Horn, engine warning
- Potable water, 12 gal.
- Power steering
- Power trim and tilt
- Props, stainless steel
- Remote oil filter
- Wire harness
 - Routed through PVC conduit in floor

CANVAS

- Bimini top w/stainless steel hardware

TRAILER

- Integrated step pads
- Keel rollers
- Radial tires
- Submersible lighting
- Sure-Load™ custom-matched trailer
 - Disc brakes
 - Tongue, swing-away

- Tandem axle
 - Die cut logo in fender
 - Single axle brakes
- Tie-down straps (3)
- Tongue jack, swivel
- Treated bunks, carpeted (4)
- Treated side guides, carpeted
- Welded tube construction, 11-gauge
- Welded winch post

CUSTOMER CARE

- Shipping cover (NA w/tower models)
- Winning Edge Owner Protection Plan

OPTIONS

HULL & DECK

- Bow scuff plate
- Classic color band
- Cleats, pull-up
- Docking lights
- Graphics, sport
- Ski pylon, removable
- Trim tabs
- Wakeboard tower (w/custom bimini top)
- Wakeboard tower deluxe: Tower, bimini top, 2 board racks, 2 tower speakers, Clarion amplifier & 10" woofer
- Wakeboard tower board racks (2)
- Windshield wiper, starboard

COCKPIT

- Carpet, cockpit delete
- Cushions, bow fill-in
- Engine hatch, electric lift
- Head, pump-out (porta-potti, standard)
- Table w/mount

HELM

- Steering wheel, woodgrain/sandstone

ENTERTAINMENT

- Stereo remote w/display at transom
- Stereo upgrade includes: Clarion amplifier, 10" subwoofer and tweeters

ENGINE/SYSTEMS/DRIVE

- Dual batteries w/switch
- Engine flush-out kit
- Fire extinguishing system
- Fresh water cooling (Ocean Series only)
- Neutra-Salt system (std. on Ocean Series)
- Thru-side exhaust, Quick & Quiet

CANVAS

- Camper canvas
- Cockpit cover
- Cockpit cover & forward cover
- Mooring cover
- Windshield connector

TRAILER

- Brakes, tandem
- Galvanized trailer w/GatorHyde
- Rugged duty towing package includes heavy duty tires and electric brakes
- Spare tire & wheel
- Spare tire & wheel - aluminum or galvanized
- Trailer, delete
- Wheel, aluminum

POWER

- MerCruiser Stern Drives
 - 350 MPI/Bravo I 300 hp
 - 350 MPI/Bravo III 300 hp
 - MX 6.2/Bravo I 320 hp
 - MX 6.2/Bravo III 320 hp
 - 496 MG/Bravo I 375 hp
 - 496 MG/Bravo III 375 hp
- Volvo-Penta Stern Drives
 - 5.7 Gi/DP 280 hp
 - 5.7 OSi/XDP 280 hp
 - 5.7 GXi/DP 320 hp
 - 5.7 OSXi/XDP 320 hp
 - 8.1 Gi/DP 375 hp
 - 8.1 OSi/XDP 375 hp



290 four winns® horizon™ standards & options

LOA	BEAM	DEADRISE	DRAFT – DRIVE DOWN	FUEL CAPACITY	MAX. CAPACITY	APPROX. BOAT & ENGINE WEIGHT	TRAILER WEIGHT (opt)
31'2"	9'4"	21°	37"	130 GAL	YACHT	6,320 TO 7,280 LBS	1,902 TO 2,185 LBS
9.50 M	2.85 M		94 CM	491 L	YACHT	2,870 TO 3,300 KG	865 TO 991 KG

Four Winns Extra Value Features are highlighted in blue throughout the following listings.

STANDARDS

HULL/DECK

- Anchor line locker, access w/lid
- Anchor locker
 - Notch in lid for line
 - overboard draining
- Bow and stern eyes, stainless steel
- Bow light, stainless steel
- Bow rails, thru-bolted, stainless steel
- Cleats, stainless steel (6)
- Designators, dome-style
- Engine vents, color-coordinated
- Fiberglass stringers
- Gel band color choices: Navy, Red, Green, Sandstone, Black, Yellow
- Gel coat, premium
- Gel scheme, two tone or all white
- Graphics, standard
- Horn, concealed
- Meets or exceeds applicable USCG regulations
- Navigation lights
- NMMA certification
- Rub rail, rigid white vinyl w/stainless steel insert
- Shower, aft
- Stable-Vee® hull
- Step pads, skid-resistant
- Stern rail w/ski-eye, stainless steel
- Swim platform, aft, extended
 - Courtesy lights
 - Ladder, angled, deep-reach, hidden w/wide step pads
 - Skid-resistant surface
 - Storage tub, self-draining
- Thru-hull fittings, stainless steel
- Trim tabs
- Windshield w/walk-thru
 - Full aluminum frame
 - Safety glass
 - Stainless steel supports

COCKPIT

- Aquaflex™ vinyl
- Beverage holders, stainless steel (17)
- Carpet, 40 oz., snap-in
- Cooler, removable, 36-qt.
- Courtesy lights
- Engine compartment
 - Assist handle
 - Composite construction
 - Engine hatch, electric lifts
 - Fiberglass motorhood, insulated
 - Molded engine liner
- Fiberglass liner
- Floor, skid-resistant
- Head, enclosed
 - Fiberglass liner
 - Opening port lite w/screen
 - Overhead lighting
 - Porta-potti
 - Removable carpet
 - Sink w/pressurized water
 - Storage locker
- Refreshment center
 - Countertop, solid surface
 - Refrigerator, dual voltage 110 VAC/12VDC (220 VAC Int'l)
 - Sink w/pressurized water
 - Trash receptacle
- Seating, bow
 - Bow seats, hinged
 - Canted wrap-around backrests
- Seating, cockpit
 - C-wrap stern seating
 - Double-wide helm seat, adjustable
 - Flip-up bolsters
 - Unique port lounge
- Ski locker, in-floor
 - Hinged lid, gas assist lift
 - Large enough for skis, kneeboards or wakeboards
 - Raised floor w/rubber mesh mat
- Storage, bow
 - Beneath bow seats
 - Recessed w/beverage holders
- Storage, cockpit
 - Beneath port, starboard and C-wrap seating
 - Helm compartment
 - Sidewall, multi-level
- Walk-thru transom

HELM AREA

- Burlwood trim
- Compass
- Depth sounder w/shallow water alarm
- Emergency engine shut-off
- High performance shift and throttle controls
- Instrumentation, Faria, fog-resistant w/stainless steel bezels
 - Fuel gauge
 - Oil pressure
 - Speedometer
 - Tachometer w/hour meter
 - Temperature gauge
 - Trim gauge
 - Volt meter
- Lighted switches
- Receptacle, 12VDC
- Steering wheel, tilt

ENTERTAINMENT

- Speakers, Clarion® (4)
- Stereo, Clarion® AM/FM/CD player
- SIRIUS™ satellite stereo system w/6-month subscription
- Stereo remote w/display @helm

ENGINE/SYSTEMS/DRIVE

- Batteries, Interstate® (2)
- Battery management system w/isolated engine start and ship's system circuits
- Bilge blower
- Bilge pump, automatic
- Engine, electric lift
- Horn, engine warning
- Potable water, 12 gal.
- Power steering
- Power trim and tilt
- Props, stainless steel
- Remote oil filters
- Wire harness
 - Routed through PVC conduit in floor

CANVAS

- Bimini top w/stainless steel hardware

CUSTOMER CARE

- Winning Edge Owner Protection Plan

OPTIONS

HULL & DECK

- Anchor roller
- Bow scuff plate
- Classic color band
- Docking lights
- Graphics, sport
- Radar arch
- Windlass w/rope, chain & anchor
- Windshield header, stainless steel
- Windshield wiper, starboard

COCKPIT

- Carpet, cockpit delete
- Cushion, aft fill-in
- Cushions, bow fill-in
- Table w/mount
- Walk-thru door

HELM

- Steering wheel, woodgrain/sandstone
- VHF radio

ENTERTAINMENT

- Stereo, CD changer, 6 disc
- Stereo remote w/display at transom
- Stereo upgrade includes: Clarion amplifier, 10" subwoofer and tweeters

HEAD & SHOWER AREA

- Gray water system w/holding tank
- Head, overboard discharge
- Head, overboard discharge w/holding tank
- Head, pump-out (porta-potti standard)
- Head, Vacu-flush

ENGINE/SYSTEMS/DRIVE

- Dockside power
- Engine flush-out kit, (std w/496)
- Exhaust, thru-transom, Quick & Quiet
- Fire extinguishing system
- Fresh water cooling (Ocean Series only)
- Neutra-Salt engine flushing system (NA w/Merc; std. on Ocean Series)

CANVAS

- Camper canvas*
- Cockpit cover
- Cockpit cover & forward cover
- Mooring cover* (*NA w/radar arch)

TRAILER

- Tandem axle trailer w/1 axle brake
 - Die cut logo in fender (painted only)
- Tri-axle trailer w/2 brakes (required w/twin engines)
- Brakes, additional
- Galvanized trailer w/GatorHyde includes heavy duty tires and electric brakes
- Spare tire & wheel
- Spare tire & wheel - aluminum or galvanized

POWER

- MerCruiser Stern Drives
 - 496 MG/Bravo III 375 hp
 - Twin 5.0 MPI/Bravo I 260 hp
 - Twin MX 6.2/Bravo I 320 hp
- Volvo-Penta Stern Drives
 - 8.1 Gi/DP 375 hp
 - 8.1 OSi/XDP 375 hp
 - Twin 5.0 GXi/SX 270 hp
 - Twin 5.7 GXi 320 hp



203 four winns® horizon™ fish & ski standards & options

LOA	BEAM	DEADRISE	DRAFT – DRIVE DOWN	FUEL CAPACITY	MAX. CAPACITY	APPROX. BOAT & ENGINE WEIGHT	TRAILER WEIGHT
19'6"	8'5"	19°	32"	42 GAL	1,600 LBS	3,200 TO 3,350 LBS	925 TO 1,157 LBS
5.95 M	2.57 M		81 CM	159 L	726 KG	1,450 TO 1,520 KG	425 TO 525 KG

Four Winns Extra Value Features are highlighted in blue throughout the following listings.

STANDARDS

HULL/DECK

- 12 VDC Trolling Motor
- Bow and stern eyes, stainless steel
- Cleats, stainless steel (6)
- Designators
- Engine vents, transom-mounted
- Fiberglass stringers
- Fish finder w/depth sounder
- Gel band color choices: Navy, Red, Green, Sandstone, Black, Yellow
- Gel coat, premium
- Gel scheme, two tone or all white
- Graphics, hull accent tape
- Horn, concealed
- Meets or exceeds applicable USCG regulations
- Navigation lights
- NMMA certification
- Rub rail, aluminum w/vinyl insert
- Ski-eye, stainless steel
- Stable-Vee® hull
- Swim platform, aft, integrated
 - Ladder, angled, deep-reach, hidden w/wide step pads
 - Skid-resistant surface
- Windshield w/walk-thru
 - Full aluminum frame
 - Safety glass
 - Removable windshield wings

COCKPIT

- Anchor storage under bow seat
- Aquaflex™ vinyl
- Beverage holders (6)
- Carpet, snap-in
- Engine compartment
 - Composite construction
 - Fiberglass motorhood, insulated
 - Gel-coated bilge
- Fiberglass liner
- Floor, skid-resistant
- Forward casting platform
- Livewell, integrated in bench seat base
- Port console
 - Burlwood trim
 - Cooler, overboard draining
 - Glovebox, lockable
- Seating, bow
 - Bow seats, hinged port and starboard, center removable
 - Cushions, bow fill-in
- Seating, cockpit
 - Bucket, port & starboard, adj.
 - Fishing seats double as aft bench seats
- Ski locker, in-floor
 - Hinged lid, gas assist lift
 - Large enough for skis, kneeboards or wakeboards
 - Raised floor
- Storage, bow
 - Beneath bow seats
- Storage, cockpit
 - Sidewall
- Tackle box, integrated

HELM AREA

- Burlwood trim
- Emergency engine shut-off
- Instrumentation, Faria
 - Fuel gauge
 - Oil pressure
 - Speedometer
 - Tachometer
 - Temperature gauge
 - Trim gauge
 - Volt meter
- Lighted switches
- Receptacle, 12VDC
- Steering wheel, tilt

ENTERTAINMENT

- Speakers, Clarion® (2)
- Stereo, Clarion® AM/FM/CD player
- SIRIUS™ satellite stereo system w/6-month subscription

ENGINE/SYSTEMS/DRIVE

- Battery charger, built-in
- Battery, Interstate® (2)
- Bilge blower
- Bilge pump, automatic
- Horn, engine warning
- Power steering
- Power trim and tilt
- Wire harness
 - Routed through PVC conduit in floor

TRAILER

- Integrated step pads
- Keel rollers
- Radial tires
- Single axle
- Submersible lighting
- Sure-Load™ custom-matched trailer
 - Disc brakes
 - Tongue, swing-away
- Tie-down straps (3)
- Tongue jack, swivel
- Treated bunks, carpeted (4)
- Treated side guides, carpeted
- Welded tube construction, 11-gauge
- Welded winch post

CUSTOMER CARE

- Shipping cover (NA w/tower models or extended swim platform)
- Winning Edge Owner Protection Plan

OPTIONS

HULL/DECK

- Graphics, sport
- Swim platform, extended
- Trolling motor, delete
- Wakeboard tower (w/custom bimini top)
- Wakeboard tower board racks (2)

COCKPIT

- Bucket seats, ComfortRide, flip-up bolsters, adjustable
- Carpet, cockpit delete
- Table w/mount
- Walk-thru door

HELM AREA

- Steering wheel, woodgrain/sandstone

ENGINE/SYSTEMS/DRIVE

- Hour meter
- Prop, stainless exchange
- Remote oil filter (Merc 4.3 & 5.0 only; standard on all other engines)

CANVAS

- Bimini top
- Cockpit cover
- Cockpit cover & forward cover
- Convertible top*
- Full canvas* (requires convertible top)
- Mooring cover* (*NA w/wakeboard tower)

TRAILER

- Tandem axle trailer w/1 axle brake
 - Die cut logo in fender (painted only)
- Brakes, tandem
- Galvanized trailer w/GatorHyde
- Rugged duty towing package
 - Includes heavy duty tires and electric brakes
- Spare tire & wheel
- Spare tire & wheel - aluminum or galvanized
- Trailer, delete
- Wheels, aluminum (each)

POWER

- MerCruiser Stern Drives
 - 4.3 L Alpha 190 hp
 - 4.3 MPI/Alpha 220 hp
 - 5.0 L Alpha 220 hp
 - 5.0 MPI/Alpha 260 hp
- Volvo-Penta Stern Drives
 - 4.3 GL/SX 190 hp
 - 4.3 GXi/SX 225 hp
 - 5.0 GL/SX 220 hp
 - 5.0 GXi/SX 270 hp



Fish & Ski Seating



Standard Seating



presenting the
funship™ series 204 | 224 | 244 | 274

We all crave the same things: A break from the routine. To be with family and friends. To relax. To be outdoors. To see new places. In one boat trip, you can do it all. It's an activity that spans generation gaps and closes gender gaps. And no matter where you decide to go in your Four Winns® Funship®, one thing is certain: You'll all be closer when the journey's done.



REMOVABLE 36-QT COOLER



COMPASS



ENCLOSED HEAD W/PORTA-POTTI (224 & UP)




TRANSOM WALK-THRU



DEPTH SOUNDER



COMFORTRIDE™ BUCKET SEATS



STORAGE AREAS



REFRESHMENT CENTER



BIMINI TOP



AFT & BOW SHOWERS



DOCKING LIGHTS

TRANSOM STEREO REMOTE



ANCHOR LOCKER
 W/HIDDEN LADDER

**funship™ extra value
 standard features**

Our standards are designed to exceed yours – which is why you'll find so much included in the base price of every Four Winns® boat. For detailed standard features/options lists, see pages 54-57.

- Anchor locker
- Aquaflex™ vinyl
- Burlwood helm with Faria fog-resistant, stainless steel bezel gauges
- Canvas, bimini top
- Clarion® AM/FM/CD player
- Cockpit carpet, 40-oz. snap-in
- Cockpit refreshment center
- Compass
- Cooler

- Depth sounder
- Docking lights (224 & up)
- Engine hatch, gas-assisted lifts
- Fiberglass liner
- Graphics package
- Hour meter in tachometer
- In-floor ski locker
- Ladder, angled, deep reach, with wide step pads
- Porta-potti (224 & up)

- Premium gel coat in six color choices
- Rub rail, rigid white vinyl w/stainless steel insert
- Shower, forward (all models) shower aft (224 & up)
- SIRIUS satellite entertainment
- Steering, tilt wheel
- Stereo remote w/display at helm
- Trailer, Sure-Load™, custom-matched
- Winning Edge Owner Protection Plan



STANDARD GRAPHIC



friendship

Is yours the sort of household where friends always seem to gather? The backyard where kids tend to congregate? Then a Funship™ is the boat for you. Consider the 204, for example. Wraparound seats in both bow and stern beg to be filled with family and friends. Soon, the crowd has moved from your house to your boat – and there's no place you'd rather be.



STANDARD GRAPHIC



REMOVABLE 36-QT COOLER

COMFORTRIDE™ SEAT WITH FLIP-UP BOLSTER



OPT. TRANSOM STEREO REMOTE CONTROL



OPTIONAL WOODGRAIN WHEEL



ANCHOR LOCKER AND HIDDEN LADDER



IN-FLOOR SKI LOCKER

specifications

204

LOA	BEAM	DEADRISE	DRAFT - DRIVE DOWN	FUEL CAPACITY	MAX. CAPACITY	APPROX. BOAT & ENGINE WEIGHT	TRAILER WEIGHT
21'2"	8'6"	17°	30"	50 GAL	1,700 LBS	3,660 TO 3,810 LBS	1,325 LBS
6.45 M	2.59 M		76 CM	189 L	771 KG	1,660 TO 1,730 KG	601 KG





SPORT GRAPHIC WITH WAKETOWER DELUXE PACKAGE (BOARDS NOT INCLUDED)



AFT COCKPIT TABLE



TRANSOM WALK-THRU STORAGE



ENCLOSED HEAD W/PORTA-POTTI



TRANSOM STORAGE LOCKER



FORWARD & AFT SHOWERS



ANCHOR LOCKER/HIDDEN LADDER



UNDER SEAT STORAGE

FOUR WINNS® FUNSHIP™ 224




VOLVO PENTA

STANDARD GRAPHIC AND OPTIONAL WINDSCREEN

specifications

224

LOA	BEAM	DEADRISE	DRAFT - DRIVE DOWN	FUEL CAPACITY	MAX. CAPACITY	APPROX. BOAT & ENGINE WEIGHT	TRAILER WEIGHT
23'8"	8'6"	17°	31"	50 GAL	1,900 LBS	4,140 TO 4,260 LBS	1,325LBS
7.22 M	2.59 M		79 CM	189 L	862 KG	1,880 TO 1,930 KG	601 KG



FOUR WINNS® FUNSHIP™ 244



STANDARD GRAPHIC



specifications

244

LOA	BEAM	DEADRISE	DRAFT - DRIVE DOWN	FUEL CAPACITY	MAX. CAPACITY	APPROX. BOAT & ENGINE WEIGHT	TRAILER WEIGHT
25'6"	8.6"	17°	33"	65 GAL	2,050 LBS	4,660 TO 4,700 LBS	1,786 LBS
7.77 M	2.59 M		84 CM	246 L	930 KG	2,110 TO 2,130 KG	810 KG



effortless

Boating should be as effortless as a conversation among old friends. And it is when your boat is a 244 Funship™. If you just think "fast," you're there. The boat's modified vee hull gets up on plane and tows a tube or board with nary a nudge of the throttle. Want to slow the pace a bit? Funship is so accommodating, you may feel you're on an island where time stands still. Living *is* easy on a Funship.



OPTIONAL WOODGRAIN WHEEL



COCKPIT TABLE



NAVY GELCOAT WITH MATCHING STRIPE



TRANSOM STORAGE AREAS



UNDER SEAT STORAGE



ENGINE ACCESS SHOWN WITH OPTIONAL ELECTRIC LIFT



SIDE WALK-THRU



STERN DRIVE POWER UP TO 320 HP



HELM WITH STANDARD WHEEL



REFRESHMENT CENTER WITH COOLER, SINK



TWO LARGE IN-FLOOR STORAGE LOCKERS



OPTIONAL BOW FILL-IN CUSHIONS



ENCLOSED HEAD



EXTENDED SWIM PLATFORM

timeless

Some things, fortunately, don't change. Like the thrill of your first boat ride or the simple joy of basking in the sun. The Four Winns® 274 Funship™ is another such timeless pleasure. It's big enough for everyone, and loaded with luxury features. Best of all, it's a Four Winns, and that kind of quality never goes out of style.



FOUR WINNS® FUNSHIP™ 274




NAVY GEL COAT WITH YELLOW ACCENT STRIPE

**VOLVO
PENTA**

specifications

274

LOA	BEAM	DEADRISE	DRAFT - DRIVE DOWN	FUEL CAPACITY	MAX. CAPACITY	APPROX. BOAT & ENGINE WEIGHT	TRAILER WEIGHT
28'2"	8'6"	17°	34"	80 GAL	2,300 LBS	5,170 TO 5,410 LBS	1,860 LBS
8.59 M	2.59 M		86 CM	302 L	1,043 KG	2,340 TO 2,450 KG	844 KG



204 four winns® funship™ standards & options

LOA	BEAM	DEADRISE	DRAFT – DRIVE DOWN	FUEL CAPACITY	MAX. CAPACITY	APPROX. BOAT & ENGINE WEIGHT	TRAILER WEIGHT
21'2"	8'6"	17°	30"	50 GAL	1,700 LBS	3,660 TO 3,810 LBS	1,325 LBS
6.45 M	2.59 M		76 CM	189 L	771 KG	1,660 TO 1,730 KG	601 KG

Four Winns Extra Value Features are highlighted in blue throughout the following listings.

STANDARDS

HULL/DECK

- Anchor locker w/hidden ladder
- Bow and stern eyes, stainless steel
- Cleats, stainless steel (6)
- Designators, dome-style
- Engine vents, transom-mounted
- Gel band color choices: Navy, Red, Green, Sandstone, Black, Yellow
- Gel coat, premium
- Gel scheme, two tone or all white
- Graphics, standard
- Horn, concealed
- Meets or exceeds applicable USCG regulations
- Navigation lights
- NMMA certification
- Passenger assist handle, stainless steel, transom
- Rub rail, rigid white vinyl w/stainless steel insert
- Shower, forward
- Ski-tow, stainless steel
- Step pads, skid-resistant
- Swim platform, aft, integrated
 - Ladder, angled, deep-reach, hidden w/wide step pads
 - Skid-resistant surface
- Swim platform, forward, integrated
 - Ladder, angled, deep-reach, hidden
 - Skid-resistant surface
- Transom storage locker
- Walk-thru storage
- Windshield w/walk-thru
 - Full aluminum frame
 - Safety glass

COCKPIT

- Aquaflex™ vinyl
- Beverage holders, stainless steel (8)
- Carpet, 40 oz., snap-in
- Cooler, removable, 36-qt.
- Courtesy lights
- Engine compartment
 - Engine hatch, gas assist lifts
 - Fiberglass motorhood, insulated
 - Gel-coated bilge
- Fiberglass liner, self-draining
- Floor, skid-resistant
- Forward entry
- Ice chest, beneath bow seat
- Refreshment center
 - Sink w/pressurized water
 - Trash receptacle
- Seating, bow
 - Bow seats, removable
 - Canted wrap-around backrests
- Seating, cockpit
 - Bucket seats, ComfortRide, flip-up bolsters, adjustable
 - Canted wrap-around backrests w/removable seat cushions
 - U-shaped lounge seating
- Ski locker, in-floor
 - Hinged lid, gas assist lift
 - Large enough for skis, kneeboards or wakeboards
 - Raised floor w/rubber mesh mat
- Storage, bow
 - Beneath bow seats
- Storage, cockpit
 - Beneath U-shaped seating
- Walk-thru transom

HELM AREA

- Burlwood trim
- Depth sounder w/shallow water alarm
- Emergency engine shut-off
- Instrumentation, Faria, fog-resistant w/stainless steel bezels
 - Fuel gauge
 - Oil pressure
 - Speedometer
 - Tachometer w/hour meter
 - Temperature gauge
 - Trim gauge
 - Volt meter
- Lighted switches
- Receptacle, 12VDC
- Steering wheel, tilt

ENTERTAINMENT

- Speakers, Clarion® (4)
- Stereo, Clarion® AM/FM/CD player
- SIRIUS™ satellite stereo system w/6-month subscription

ENGINE/SYSTEMS/DRIVE

- Battery, Interstate®
- Bilge blower
- Bilge pump, automatic
- Horn, engine warning
- Potable water, pressurized, 12 gal.
- Power steering
- Power trim and tilt
- Wire harness
 - Routed through PVC conduit in floor

CANVAS

- Bimini top w/stainless steel hardware

TRAILER

- Integrated step pads
- Keel rollers
- Radial tires
- Submersible lighting
- Sure-Load™ custom-matched trailer
 - Disc brakes
 - Tongue, swing-away
- Tandem axle
 - Die cut logo in fender
 - Single axle brakes
- Tie-down straps (3)
- Tongue jack, swivel
- Treated bunks, carpeted (4)
- Treated side guides, carpeted
- Welded tube construction, 11-gauge
- Welded winch post

CUSTOMER CARE

- Shipping cover (NA w/tower models)
- Winning Edge Owner Protection Plan

OPTIONS

HULL & DECK

- Bow scuff plate
- Cleats, pull-up
- Docking lights
- Graphics, sport
- Hull accent tape
- Wakeboard tower (w/custom bimini top)
- Wakeboard tower deluxe: Tower, bimini, 2 board racks, 2 tower speakers, Clarion amplifier & 10" woofer
- Wakeboard tower board racks (2)
- Windscreen, plexiglass

COCKPIT

- Carpet, cockpit delete
- Cushion, bow fill-in
- Cushion, transom walk-thru fill-in (includes backrest)
- Engine hatch, electric lift
- Table w/mount
- Walk-thru doors

HELM

- Steering wheel, woodgrain/sandstone

ENTERTAINMENT

- Stereo remote w/display at transom
- Stereo upgrade includes: Clarion amplifier, 10" subwoofer and tweeters

ENGINE/SYSTEMS/DRIVE

- Fresh water cooling (Ocean Series only)
- Prop, stainless exchange
- Remote oil filter (optional on 5.0 L MerCruiser only)

CANVAS

- Cockpit cover and forward cover
- Mooring cover (NA w/wakeboard tower)
- Windshield connector (NA w/windscreen)

TRAILER

- Brakes, tandem
- Galvanized trailer w/GatorHyde
- Rugged duty towing package includes heavy duty tires and electric brakes
- Spare tire and wheel
- Spare tire and wheel - aluminum or galvanized
- Trailer delete
- Wheel, aluminum

POWER

MerCruiser Stern Drives

- 4.3 MPI/Alpha 220 hp
 - 5.0 L Alpha 220 hp
 - 5.0 MPI/Alpha 260 hp
 - 5.0 MPI/Bravo I 260 hp
- ##### Volvo-Penta Stern Drives
- 4.3 GXi/SX 225 hp
 - 4.3 GXi/DP 225 hp
 - 5.0 GL/SX 220 hp
 - 5.0 GL/DP 220 hp
 - 5.0 GXi/SX 270 hp
 - 5.0 GXi/DP 270 hp
 - 5.0 OSi/XDP 270 hp



224 four winns® funship™ standards & options

LOA	BEAM	DEADRISE	DRAFT – DRIVE DOWN	FUEL CAPACITY	MAX. CAPACITY	APPROX. BOAT & ENGINE WEIGHT	TRAILER WEIGHT
23'8"	8'6"	17°	31"	50 GAL 189 L	1,900 LBS 862 KG	4,140 TO 4,260 LBS 1,880 TO 1,930 KG	1,325 LBS 602 KG

Four Winns Extra Value Features are highlighted in blue throughout the following listings.

STANDARDS

HULL/DECK

- Anchor locker w/hidden ladder
- Bow and stern eyes, stainless steel
- Cleats, stainless steel (6)
- Designators, dome-style
- Docking lights
- Engine vents, transom-mounted
- Gel band color choices: Navy, Red, Green, Sandstone, Black, Yellow
- Gel coat, premium
- Gel scheme, two tone or all white
- Graphics, standard
- Horn, concealed
- Meets or exceeds applicable USCG regulations
- Navigation lights
- NMMA certification
- Passenger assist handle, stainless steel, transom
- Rub rail, rigid white vinyl w/stainless steel insert
- Shower, forward and aft
- Ski-tow, stainless steel
- Step pads, skid-resistant
- Swim platform, aft, extended
 - Ladder, angled, deep-reach, hidden w/wide step pads
 - Skid-resistant surface
 - Storage locker
- Swim platform, forward, integrated
 - Ladder, angled, deep-reach, hidden
 - Skid-resistant surface
- Transom storage locker
- Walk-thru storage
- Windshield w/walk-thru
 - Full aluminum frame
 - Safety glass
 - Stainless steel supports

COCKPIT

- Aquaflex™ vinyl
- Beverage holders, stainless steel (8)
- Carpet, 40 oz., snap-in
- Cooler, removable, 36-qt.
- Courtesy lights
- Engine compartment
 - Engine hatch, gas assist lifts
 - Fiberglass motorhood, insulated
 - Gel-coated bilge
- Fiberglass liner, self-draining
- Floor, skid-resistant
- Forward entry
- Head, enclosed w/porta-potti
 - Fiberglass liner
 - Opening port lite w/screen
 - Overhead lighting
- Ice chest, beneath bow seat
- Refreshment center
 - Built-in ice chest
 - Countertop, solid surface
 - Sink w/pressurized water
 - Trash receptacle
- Seating, bow
 - Bow seats, removable
 - Canted wrap-around backrests
- Seating, cockpit
 - Bucket seats, ComfortRide, head-rests, flip-up bolsters, adjustable
 - Canted wrap-around backrests w/removable seat cushions
 - U-shaped lounge seating
- Ski locker, in-floor
 - Hinged lid, gas assist lift
 - Large enough for skis, kneeboards or wakeboards
 - Raised floor w/rubber mesh mat
- Storage, bow
 - Beneath bow seats
- Storage, cockpit
 - Beneath U-shaped seat
 - Helm compartment
- Table w/mount, aft
- Walk-thru doors
- Walk-thru transom

HELM AREA

- Burlwood trim w/silver accents
- Compass
- Depth sounder w/shallow water alarm
- Emergency engine shut-off
- Instrumentation, Faria, fog-resistant w/stainless steel bezels
 - Fuel gauge
 - Oil pressure
 - Speedometer
 - Tachometer w/hour meter
 - Temperature gauge
 - Trim gauge
 - Volt meter
- Lighted switches
- Receptacle, 12VDC
- Steering wheel, tilt

ENTERTAINMENT

- Speakers, Clarion® (4)
- Stereo, Clarion® AM/FM/CD player
- SIRIUS™ satellite stereo system w/6-month subscription
- Stereo remote w/display @helm

ENGINE/SYSTEMS/DRIVE

- Battery, Interstate®
- Bilge blower
- Bilge pump, automatic
- Horn, engine warning
- Potable water, pressurized, 12 gal.
- Power steering
- Power trim and tilt
- Wire harness
 - Routed through PVC conduit in floor

CANVAS

- Bimini top w/stainless steel hardware

TRAILER

- Integrated step pads
- Keel rollers
- Radial tires
- Submersible lighting
 - Disc brakes
 - Tongue, swing-away
- Tandem axle
 - Die cut logo in fender
 - Single axle brakes
- Tie-down straps (3)
- Tongue jack, swivel
- Treated bunks, carpeted (4)
- Treated side guides, carpeted
- Welded tube construction, 11-gauge
- Welded winch post

CUSTOMER CARE

- Shipping cover (NA w/tower models)
- Winning Edge Owner Protection Plan

OPTIONS

HULL & DECK

- Bow scuff plate
- Cleats, pull-up
- Graphics, sport
- Ski pylon, removable
- Wakeboard tower
 - (w/custom bimini top)
- Wakeboard tower deluxe: Tower, bimini, 2 board racks, 2 tower speakers, Clarion amplifier & 10" woofer
- Wakeboard tower board racks (2)
- Windscreen, plexiglass

COCKPIT

- Carpet, cockpit delete
- Cushion, bow fill-in
- Engine hatch, electric lift
- Head, pump-out (porta-potti standard)
- Table w/mount, forward

HELM

- Steering wheel, woodgrain/sandstone

ENTERTAINMENT

- Stereo remote w/display at transom
- Stereo upgrade includes: Clarion amplifier, 10" subwoofer and tweeters

ENGINE/SYSTEMS/DRIVE

- Batteries, dual w/switch
- Engine flush-out kit (NA w/Neutra-Salt system)
- Fresh water cooling (Ocean Series only)
- Neutra-Salt system (NA w/Merc, standard w/Ocean Series)
- Prop, stainless exchange

CANVAS

- Camper canvas*
- Cockpit cover & forward cover
- Mooring cover*
- Windshield connector (clear)* (NA w/wakeboard tower)

TRAILER

- Brakes, tandem
- Galvanized trailer w/GatorHyde
- Rugged duty towing package includes heavy duty tires and electric brakes
- Spare tire and wheel
- Spare tire and wheel - aluminum or galvanized
- Trailer delete
- Wheel, aluminum

POWER

MerCruiser Stern Drives

- 5.0 MPI/Alpha 260 hp
- 5.0 MPI/Bravo I 260 hp
- 350 MPI/Bravo I 300 hp
- 350 MPI/Bravo III 300 hp

Volvo-Penta Stern Drives

- 5.0 GXi/SX 270 hp
- 5.0 GXi/DP 270 hp
- 5.0 OSi/XDP 270 hp
- 5.7 Gi/SX 280 hp
- 5.7 Gi/DP 280 hp
- 5.7 OSi/XDP 280 hp



244 four winns® funship™ standards & options

LOA	BEAM	DEADRISE	DRAFT – DRIVE DOWN	FUEL CAPACITY	MAX. CAPACITY	APPROX. BOAT & ENGINE WEIGHT	TRAILER WEIGHT
25'6"	8'6"	17°	33"	65 GAL	2,050 LBS	4,660 TO 4,700 LBS	1,786 LBS
7.77 M	2.59 M		84 CM	246 L	930 KG	2,110 TO 2,130 KG	810 KG

Four Winns Extra Value Features are highlighted in blue throughout the following listings.

STANDARDS

HULL/DECK

- Anchor locker w/hidden ladder
- Bow and stern eyes, stainless steel
- Bow rails, thru-bolted, stainless steel
- Cleats, stainless steel (6)
- Designators, dome-style
- Docking lights
- Engine vents, transom-mounted
- Gel band color choices: Navy, Red, Green, Sandstone, Black, Yellow
- Gel coat, premium
- Gel scheme, two tone or all white
- Graphics, standard
- Horn, concealed
- Meets or exceeds applicable USCG regulations
- Navigation lights
- NMMA certification
- Passenger assist handles, stainless steel, transom
- Rub rail, rigid white vinyl w/stainless steel insert
- Shower, forward and aft
- Ski-tow, stainless steel
- Step pads, skid-resistant
- Swim platform, aft, extended
 - Ladder, angled, deep-reach, hidden w/wide step pads
 - Skid-resistant surface
 - Storage locker
- Swim platform, forward, integrated
 - Ladder, angled, deep-reach, hidden
 - Skid-resistant surface
- Transom storage lockers (2)
- Windshield w/walk-thru
 - Full aluminum frame
 - Safety glass
 - Stainless steel supports

COCKPIT

- Aquaflex™ vinyl
- Beverage holders, stainless steel (11)
- Carpet, 40 oz., snap-in
- Cooler, removable, 36-quart
- Courtesy lights
- Engine compartment
 - Engine hatch, gas assist lifts
 - Fiberglass motorhood, insulated
 - Gel-coated bilge
- Fiberglass liner, self-draining
- Floor, skid-resistant
- Forward entry
- Head, enclosed w/porta-potti
 - Fiberglass liner
 - Opening port lite w/screen
 - Overhead lighting
- Ice chest, beneath bow seat
- Refreshment center
 - Built-in ice chest
 - Countertop, solid surface
 - Sink w/pressurized water
 - Trash receptacle
- Seating, bow
 - Bow seats, removable
 - Canted wrap-around backrests
- Seating, cockpit
 - Bucket seats, ComfortRide, head-rests, flip-up bolsters, adjustable
 - Canted wrap-around backrests w/removable seat cushions
 - U-shaped lounge seating
- Ski locker, in-floor
 - Hinged lid, gas assist lift
 - Large enough for skis, kneeboards or wakeboards
 - Raised floor w/rubber mesh mat
- Starboard entry, bow
- Storage, bow
 - Beneath bow seats
- Storage, cockpit
 - Beneath U-shaped seat
 - Helm compartment
 - In-floor locker
- Table w/mount, aft
- Walk-thru doors
- Walk-thru transom

HELM AREA

- Burlwood trim w/silver accents
- Compass
- Depth sounder w/shallow water alarm
- Emergency engine shut-off
- Instrumentation, Faria, fog-resistant w/stainless steel bezels
 - Fuel gauge
 - Oil pressure
 - Speedometer
 - Tachometer w/hour meter
 - Temperature gauge
 - Trim gauge
 - Volt meter
- Lighted switches
- Receptacle, 12VDC
- Steering wheel, tilt

ENTERTAINMENT

- Speakers, Clarion® (4)
- Stereo, Clarion® AM/FM/CD player
- SIRIUS™ satellite stereo system w/6-month subscription
- Stereo remote w/display @ helm

ENGINE/SYSTEMS/DRIVE

- Battery, Interstate®
- Bilge blower
- Bilge pump, automatic
- Horn, engine warning
- Potable water, pressurized, 12 gal.
- Power steering
- Power trim and tilt
- Remote oil filter
- Wire harness
 - Routed through PVC conduit in floor

CANVAS

- Bimini top w/stainless steel hardware

TRAILER

- Integrated step pads
- Keel rollers
- Radial tires
- Submersible lighting
- Sure-Load™ custom-matched trailer
 - Disc brakes
 - Tongue, swing-away
- Tandem axle
 - Die cut logo in fender
 - Single axle brakes
- Tie-down straps (3)
- Tongue jack, swivel
- Treated bunks, carpeted (4)
- Treated side guides, carpeted
- Welded tube construction, 11-gauge
- Welded winch post

CUSTOMER CARE

- Shipping cover (NA w/tower models)
- Winning Edge Owner Protection Plan

OPTIONS

HULL & DECK

- Bow scuff plate
- Cleats, pull-up
- Graphics, sport
- Ski pylon, removable
- Wakeboard tower (w/custom bimini top)
- Wakeboard tower deluxe: Tower, bimini, 2 board racks, 2 tower speakers, Clarion amplifier & 10" woofer
- Wakeboard tower board racks (2)
- Windscreen, plexiglass

COCKPIT

- Carpet, cockpit delete
- Cushion, bow fill-in
- Engine hatch, electric lift
- Head, pump-out (porta-potti standard)
- Table w/mount, forward

HELM

- Steering wheel, woodgrain/sandstone

ENTERTAINMENT

- Stereo remote w/display at transom
- Stereo upgrade includes: Clarion amplifier, 10" subwoofer and tweeters

ENGINE/SYSTEMS/DRIVE

- Batteries, dual w/switch
- Engine flush-out kit (NA w/Neutra-Salt system)
- Fresh water cooling (Ocean Series only)
- Neutra-Salt system (NA w/Merc, standard w/Ocean Series)

CANVAS

- Bimini, forward*
- Camper canvas (requires forward bimini top)*
- Cockpit cover & forward cover
- Mooring cover*
 - *(NA w/wakeboard tower)

TRAILER

- Brakes, tandem
- Galvanized trailer w/GatorHyde
- Rugged duty towing package includes heavy duty tires and electric brakes
- Spare tire and wheel
- Spare tire and wheel - aluminum or galvanized
- Trailer delete
- Wheel, aluminum

POWER

- MerCruiser Stern Drives
 - 5.0 MPI/Bravo III 260 hp
 - 350 MPI/Bravo III 300 hp
 - MX 6.2/Bravo III 320 hp
- Volvo-Penta Stern Drives
 - 5.0 GXi/DP 270 hp
 - 5.0 OSi/XDP 270 hp
 - 5.7 Gi/DP 280 hp
 - 5.7 OSi/XDP 280 hp
 - 5.7 GXi/DP 320 hp
 - 5.7 OSXi/XDP 320 hp



274 four winns® funship™ standards & options

LOA	BEAM	DEADRISE	DRAFT – DRIVE DOWN	FUEL CAPACITY	MAX. CAPACITY	APPROX. BOAT & ENGINE WEIGHT	TRAILER WEIGHT
28'2"	8'6"	17°	34"	80 GAL	2,300 LBS	5,170 TO 5,410 LBS	1,860 LBS
8.59 M	2.59 M		86 CM	302 L	1,043 KG	2,340 TO 2,450 KG	844 KG

Four Winns Extra Value Features are highlighted in blue throughout the following listings.

STANDARDS

HULL/DECK

- Anchor locker w/hidden ladder
- Bow and stern eyes, stainless steel
- Bow rails, thru-bolted, stainless steel
- Cleats, stainless steel (6)
- Designators, dome-style
- Docking lights
- Engine vents, transom-mounted
- Gel band color choices: Navy, Red, Green, Sandstone, Black, Yellow
- Gel coat, premium
- Gel scheme, two tone or all white
- Graphics, standard
- Horn, electric, concealed
- Meets or exceeds applicable USCG regulations
- Navigation lights
- NMMA certification
- Passenger assist handles, stainless steel, transom
- Rub rail, rigid white vinyl w/stainless steel insert
- Shower, forward and aft
- Ski-tow, stainless steel
- Step pads, skid-resistant
- Swim platform, aft, extended
 - Ladder, angled, deep-reach, hidden w/wide step pads
 - Skid-resistant surface
 - Storage locker
- Swim platform, forward, integrated
 - Ladder, angled, deep-reach, hidden
 - Skid-resistant surface
- Transom storage lockers (2)
- Windshield w/walk-thru
 - Full aluminum frame
 - Safety glass
 - Stainless steel supports

COCKPIT

- Aquaflex™ vinyl
- Beverage holders, stainless steel (18)
- Carpet, 40 oz., snap-in
- Cooler, removable, 36-qt.
- Courtesy lights
- Engine compartment
 - Engine hatch, gas assist lifts
 - Fiberglass motorhood, insulated
 - Gel-coated bilge
- Fiberglass liner, self-draining
- Floor, skid-resistant
- Forward entry
- Head, enclosed w/porta-potti
 - Fiberglass liner
 - Opening port lite w/screen
 - Overhead lighting
- Ice chest, beneath bow seat
- Refreshment center
 - Built-in ice chest
 - Countertop, solid surface
 - Sink w/pressurized water
 - Trash receptacle
- Seating, bow
 - Bow seats, removable
 - Canted wrap-around backrests
- Seating, cockpit
 - Bucket seats, ComfortRide, head-rests, flip-up bolsters, adjustable
 - Canted wrap-around backrests w/removable seat cushions
 - U-shaped lounge seating
- Ski locker, in-floor
 - Hinged lid, gas assist lift
 - Large enough for skis, kneeboards or wakeboards
 - Raised floor w/rubber mesh mat
- Starboard entry, bow
- Storage, bow
 - Beneath bow seats
- Storage, cockpit
 - Beneath U-shaped seat
 - Helm compartment
- Table w/mount, aft
- Walk-thru doors
- Walk-thru transom

HELM AREA

- Burlwood trim w/silver accents
- Compass
- Depth sounder w/shallow water alarm
- Emergency engine shut-off
- Instrumentation, Faria, fog-resistant w/stainless steel bezels
 - Fuel gauge
 - Oil pressure
 - Speedometer
 - Tachometer w/hour meter
 - Temperature gauge
 - Trim gauge
 - Volt meter
- Lighted switches
- Receptacle, 12VDC
- Steering wheel, tilt

ENTERTAINMENT

- Speakers, Clarion® (4)
- Stereo, Clarion® AM/FM/CD player
- SIRIUS™ satellite stereo system w/6-month subscription
- Stereo remote w/display @helm

ENGINE/SYSTEMS/DRIVE

- Battery, Interstate®
- Bilge blower
- Bilge pump, automatic
- Horn, engine warning
- Potable water, pressurized, 12 gal.
- Power steering
- Power trim and tilt
- Props, stainless steel
- Remote oil filter
- Wire harness
 - Routed through PVC conduit in floor

CANVAS

- Bimini top w/stainless steel hardware

TRAILER

- Integrated step pads
- Keel rollers
- Radial tires
- Submersible lighting
- Sure-Load™ custom-matched trailer
 - Disc brakes
 - Tongue, swing-away
- Tandem axle
 - Die cut logo in fender
 - Single axle brakes
- Tie-down straps (3)
- Tongue jack, swivel
- Treated bunks, carpeted (4)
- Treated side guides, carpeted
- Welded tube construction, 11-gauge
- Welded winch post

CUSTOMER CARE

- Shipping cover
- Winning Edge Owner Protection Plan

OPTIONS

HULL & DECK

- Bow scuff plate
- Cleats, pull-up
- Graphics, sport
- Ski pylon, removable

COCKPIT

- Carpet, cockpit delete
- Cushion, bow fill-in
- Engine hatch, electric lift (standard w/496 and 8.1 engines)
- Head, pump-out (porta-potti standard)
- Table w/mount, forward

HELM

- Steering wheel, woodgrain/sandstone

ENTERTAINMENT

- Stereo remote w/display at transom
- Stereo upgrade includes: Clarion amplifier, 10" subwoofer and tweeters

ENGINE/SYSTEMS/DRIVE

- Batteries, dual w/switch
- Engine flush-out kit (standard on 496) (NA w/Neutra-Salt system)
- Fresh water cooling (Ocean Series only)
- Neutra-Salt system (NA w/Merc, standard w/Ocean Series)

CANVAS

- Bimini, forward
- Camper canvas (requires forward bimini top)
- Cockpit cover & forward cover
- Mooring cover

TRAILER

- Brakes, tandem
- Galvanized trailer w/GatorHyde
- Rugged duty towing package includes heavy duty tires and electric brakes
- Spare tire and wheel
- Spare tire and wheel - aluminum or galvanized
- Trailer delete
- Wheel, aluminum

POWER

MerCruiser Stern Drives

- 350 MPI/Bravo III 300 hp
- MX6.2/Bravo III 320 hp
- 496 MG/Bravo III 375 hp

Volvo-Penta Stern Drives

- 5.7 Gi/DP 280 hp
- 5.7 OSi/XDP 280 hp
- 5.7 GXi/DP 320 hp
- 5.7 OSXi/XDP 320 hp
- 8.1 Gi/DP 375 hp
- 8.1 OSi/XDP 375 hp



welcome to the
sundowner® series 215 | 255

Sunsets don't cause a sinking feeling when you own a Sundowner. In fact, for many, overnighting is the best part of boating. Here is a classic series of cuddy cabins. By day, they are capable performers. Then, when the day is done, you can go below for the best night of sleep you can imagine. Sundowner...because the only thing better than a day on the water is a day *and* night on the water.



TRANSOM WALK-THRU



DEPTH SOUNDER

DUAL BI-FOLD CABIN DOORS



TITANIUM-LOOK WHEEL



AFT SHOWER



INTEGRATED STEPS



TRANSOM STORAGE



TRANSLUCENT HATCH/STAINLESS STEEL BOW RAILS



ELECTRIC ENGINE HATCH



REFRESHMENT CENTER



CABIN FILL-IN CUSHIONS

sundowner® extra value standard features

Our standards are designed to exceed yours – which is why you'll find so much included in the base price of every Four Winns. For detailed standard features/options lists, see pages 64-65.

- Anchor locker
- Aquaflex™ vinyl
- Burlwood helm with Faria fog-resistant, stainless steel bezel gauges
- Canvas, bimini top
- Clarion™ AM/FM/CD player
- Cockpit carpet, 40-oz. snap-in
- Cockpit refreshment center
- Compass
- Cooler
- Depth sounder
- Engine hatch, electric lift
- Fiberglass liner
- Graphics package
- Hour meter in tachometer
- Ladder, angled, deep reach with wide step pads
- Porta-potti
- Premium gel coat in six color choices
- Rub rail, rigid white vinyl w/stainless steel insert
- Shower, aft, freshwater
- SIRIUS satellite entertainment
- Steering, tilt wheel
- Stereo remote w/display at helm
- Trailer, Sure-Load™, custom-matched
- Winning Edge Owner Protection Plan
- Walk-thru transom & storage



SPORT GRAPHIC



radiant

The 215 Sundowner® cuddy cabin is a natural beauty – as fun to look at as it is to be with. The cockpit is deep, great for larger lakes or less protected waters. The ample swim platform extends the boat's length, and its versatility. Below deck, a spacious cabin awaits – great for mid-day naps or overnight stays on the water. All in all, a brilliant solution to your boat buying dilemma.



SPACIOUS CABIN W/PORT LITE WINDOWS AND TRANSLUCENT HATCH



OPTIONAL WOODGRAIN WHEEL



COCKPIT REFRESHMENT CENTER



WALK-THRU STORAGE



OPTIONAL AFT FILL-IN CUSHIONS



DEEP REACH, WIDE STEP, ANGLED LADDER



WALK-THRU TRANSOM

specifications

215

LOA	BEAM	DEADRISE	DRAFT – DRIVE DOWN	FUEL CAPACITY	MAX. CAPACITY	APPROX. BOAT & ENGINE WEIGHT	TRAILER WEIGHT
23'0"	8'1"	19°	34"	35 GAL	1,500 LBS	3,700 TO 3,820 LBS	1,147 LBS
7.01 M	2.46 M		86 CM	135 L	680 KG	1,680 TO 1,730 KG	520 KG





CABIN WITH FORWARD MIRROR, LIGHTS AND PORT LITE WINDOWS

getaway

Every family deserves to have its own special getaway. Maybe yours should be a 255 Sundowner®. After all, it has everything you need:

Sleeping quarters. Entertainment. Cold drinks. Even on-board "facilities."

Best of all, there's no lawn to mow or roof to patch. Thinking about a family getaway? Think 255 Sundowner – the quintessential escape.

OPTIONAL ENCLOSED HEAD W/ STANDARD PORTA-POTTI




IN-FLOOR LOCKER



TRANSOM SKI STORAGE



REMOVABLE, UNDER SEAT COOLER



COMFORTIDE™ SEAT



INTEGRATED BOW ACCESS STEPS

FOUR WINNS® SUNDOWNER® 255



VOLVO PENTA

CLASSIC COLOR BAND WITH MATCHING HULL STRIPE

specifications

255

LOA	BEAM	DEADRISE	DRAFT – DRIVE DOWN	FUEL CAPACITY	MAX. CAPACITY	APPROX. BOAT & ENGINE WEIGHT	TRAILER WEIGHT
26'9"	8'6"	20°	36"	65 GAL	2,500 LBS	4,650 TO 4,910 LBS	1,366 LBS
8.15 M	2.59 M		91 CM	246 L	1,130 KG	2,130 TO 2,230 KG	620 KG



215 four winns® sundowner® standards & options

LOA	BEAM	DEADRISE	DRAFT – DRIVE DOWN	FUEL CAPACITY	MAX. CAPACITY	APPROX. BOAT & ENGINE WEIGHT	TRAILER WEIGHT
23'0"	8'1"	19°	34"	35 GAL	1,500 LBS	3,700 TO 3,820 LBS	1,147 LBS
7.01M	2.46 M		86 CM	135 L	680 KG	1,680 TO 1,730 KG	520 KG

Four Winns Extra Value Features are highlighted in blue throughout the following listings.

STANDARDS

HULL/DECK

- Anchor locker
 - Notch in lid for line
 - Overboard draining
- Bow and stern eyes, stainless steel
- Bow rails, thru-bolted, stainless steel
- Cleats, stainless steel (6)
- Deck hatch, white translucent
- Designators, dome-style
- Engine vents
- Gel band color choices: Navy, Red, Green, Sandstone, Black, Yellow
- Gel coat, premium
- Gel scheme, two tone or all white
- Graphics, standard
- Horn, concealed
- Meets or exceeds applicable USCG regulations
- Navigation lights
- NMMA certification
- Passenger assist handle
- Port lites, opening w/screens (2)
- Rub rail, rigid white vinyl w/stainless steel insert
- Shower, aft
- Skid-resistant deck
- Ski-eye, stainless steel
- Stable-Vee hull
- Swim platform, aft, extended
 - Ladder, angled, deep-reach, hidden w/wide step pads
 - Skid-resistant surface
 - Storage tub, self-draining
- Thru-hull fittings, stainless steel
- Transom storage locker
- Windshield w/walk-thru
 - Full aluminum frame
 - Safety glass
 - Stainless steel supports

COCKPIT

- Aquaflex™ vinyl
- Beverage holders, stainless steel (4)
- Carpet, 40 oz., snap-in
- Cooler, removable, 36-qt.
- Courtesy lights
- Engine compartment
 - Composite construction
 - Engine hatch, electric lift
 - Fiberglass motorhood, insulated
 - Gel-coated bilge
- Fiberglass liner
- Floor, skid-resistant
- Refreshment center
 - Countertop, solid surface
 - Sink w/pressurized water
 - Trash receptacle
- Seating, cockpit
 - Bucket seats, ComfortRide, flip-up bolsters, adjustable
 - U-wrap stern seating
- Storage, cockpit
 - Beneath stern seat
- Walk-thru storage
 - Large enough for skis
- Walk-thru transom

HELM AREA

- Burlwood trim w/silver accents
- Compass
- Depth sounder w/shallow water alarm
- Emergency engine shut-off
- Instrumentation, Faria, fog-resistant w/stainless steel bezels
 - Fuel gauge
 - Oil pressure
 - Speedometer
 - Tachometer w/hour meter
 - Temperature gauge
 - Trim gauge
 - Volt meter
- Lighted switches
- Receptacle, 12VDC
- Steering wheel, tilt

ENTERTAINMENT

- Speakers, Clarion® (4)
- Stereo, Clarion® AM/FM/CD player
- SIRIUS™ satellite stereo system w/6-month subscription
- Stereo remote w/display @helm

CABIN

- Backrest converts to V-berth fill-in
- CO monitor
- Dual bi-fold doors, removable
- Head, porta-potti, slide-out
- Lights, swivel
- Storage, cabin
 - Beneath V-berth cushions
 - Shelves behind backrests

ENGINE/SYSTEMS/DRIVE

- Battery, Interstate®
- Bilge blower
- Bilge pump, automatic
- Horn, engine warning
- Potable water, 12 gal.
- Power steering
- Power trim and tilt
- Wire harness
 - Routed through PVC conduit in floor

CANVAS

- Bimini top w/stainless steel hardware

TRAILER

- Integrated step pads
- Keel rollers
- Radial tires
- Submersible lighting
- Sure-Load™ custom-matched trailer
 - Disc brakes
 - Tongue, swing-away
- Tandem axle
 - Die cut logo in fender
 - Single axle brakes
- Tie-down straps (3)
- Tongue jack, swivel
- Treated bunks, carpeted (4)
- Treated side guides, carpeted
- Welded tube construction, 11-gauge
- Welded winch post

CUSTOMER CARE

- Shipping cover
- Winning Edge Owner Protection Plan

OPTIONS

HULL & DECK

- Bow scuff plate
- Classic color band
- Graphics, sport
- Windshield wiper, starboard

COCKPIT

- Carpet, cockpit delete
- Cushion, aft fill-in
- Head pump-out (porta-potti standard)
- Stove, one-burner, butane
- Table w/mount

HELM

- Steering wheel, woodgrain/sandstone

ENTERTAINMENT

- Stereo remote w/display at transom
- Stereo upgrade includes: Clarion amplifier, 10" subwoofer and tweeters

ENGINE/SYSTEMS/DRIVE

- Batteries, dual w/switch
- Engine flush-out (NA w/Neutra-Salt system)
- Fire extinguishing system
- Fresh water cooling (Ocean Series only)

CANVAS

- Camper canvas
- Cockpit cover
- Mooring cover
- Windshield connector

TRAILER

- Brakes, tandem
- Galvanized trailer w/GatorHyde
- Rugged duty towing package includes heavy duty tires and electric brakes
- Spare tire and wheel
- Spare tire and wheel - aluminum or galvanized
- Trailer delete
- Wheel, aluminum

POWER

MerCruiser Stern Drives

- 5.0 L Alpha 220 hp
- 5.0 MPI/Alpha 260 hp
- 5.0 MPI/Bravo I 260 hp
- 350 MPI/Bravo I 300 hp
- 350 MPI/Bravo III 300 hp

Volvo-Penta Stern Drives

- 5.0 GL/SX 220 hp
- 5.0 GL/DP 220 hp
- 5.0 GXi/SX 270 hp
- 5.0 GXi/DP 270 hp
- 5.0 OSi/XDP 270 hp
- 5.7 Gi/SX 280 hp
- 5.7 Gi/DP 280 hp
- 5.7 OSi/XDP 280 hp



255 four winns® sundowner® standards & options

LOA	BEAM	DEADRISE	DRAFT – DRIVE DOWN	FUEL CAPACITY	MAX. CAPACITY	APPROX. BOAT & ENGINE WEIGHT	TRAILER WEIGHT
26'9"	8'6"	20°	36"	65 GAL	2,500 LBS	4,650 TO 4,910 LBS	1,366 LBS
8.15 M	2.59 M		91 CM	246 L	1,130 KG	2,130 TO 2,230 KG	620 KG

Four Winns Extra Value Features are highlighted in blue throughout the following listings.

STANDARDS

HULL/DECK

- Anchor locker
 - Notch in lid for line
 - Overboard draining
- Bow and stern eyes, stainless steel
- Bow rails, thru-bolted, stainless steel
- Cleats, stainless steel (6)
- Deck hatch, white translucent
- Designators, dome-style
- Engine vents, color coordinated
- Gel band color choices: Navy, Red, Green, Sandstone, Black, Yellow
- Gel coat, premium
- Gel scheme, two tone or all white
- Graphics, standard
- Horn, concealed
- Meets or exceeds applicable USCG regulations
- Navigation lights
- NMMA certification
- Passenger assist handle
- Port lites, opening w/screens (4)
- Rub rail, rigid white vinyl w/stainless steel insert
- Shower, aft
- Skid-resistant deck
- Ski-eye, stainless steel
- Stable-Vee® hull
- Swim platform, aft, extended
 - Courtesy lights
 - Ladder, angled, deep-reach, hidden w/wide step pads
 - Ski storage
 - Skid-resistant surface
 - Storage tub, self-draining
- Thru-hull fittings, stainless steel
- Transom storage lockers (2)
- Windshield w/walk-thru
 - Full aluminum frame
 - Safety glass
 - Stainless steel supports

COCKPIT

- Aquaflex™ vinyl
- Beverage holders, stainless steel (10)
- Carpet, 40 oz., snap-in
- Cooler, removable, 36-qt.
- Courtesy lights
- Engine compartment
 - Composite construction
 - Engine hatch, electric lift
 - Fiberglass motorhood, insulated
 - Gel-coated bilge
- Fiberglass liner
- Floor, skid-resistant
- Refreshment center
 - Countertop, solid surface
 - Sink w/pressurized water
 - Trash receptacle
- Seating, cockpit
 - Bucket seats, ComfortRide, flip-up bolsters, adjustable
 - U-wrap stern seating
- Storage, cockpit
 - Beneath stern seat
 - In-floor
- Walk-thru storage
 - Large enough for skis
- Walk-thru transom

HELM AREA

- Beverage holder
- Burlwood trim w/silver accents
- Compass
- Depth sounder w/shallow water alarm
- Emergency engine shut-off
- Instrumentation, Faria, fog-resistant w/stainless steel bezels
 - Fuel gauge
 - Oil pressure
 - Speedometer
 - Tachometer w/hour meter
 - Temperature gauge
 - Trim gauge
 - Volt meter
- Lighted switches
- Receptacle, 12VDC
- Steering wheel, tilt

ENTERTAINMENT

- Speakers, Clarion® (4)
- Stereo, Clarion® AM/FM/CD player
- SIRIUS™ satellite stereo system w/6-month subscription
- Stereo remote w/display @helm

CABIN

- Backrest converts to V-berth fill-in
- CO monitor
- Dual bi-fold doors, removable
- Head, porta-potti
- Lights, swivel
- Mirror
- Storage, cabin
 - Beneath V-berth cushions
 - Shelves behind backrests

ENGINE/SYSTEMS/DRIVE

- Battery, Interstate®
- Bilge blower
- Bilge pump, automatic
- Horn, engine warning
- Potable water, 12 gal.
- Power steering
- Power trim and tilt
- Wire harness
 - Routed through PVC conduit in floor

CANVAS

- Bimini top w/stainless steel hardware

TRAILER

- Integrated step pads
- Keel rollers
- Radial tires
- Submersible lighting
- Sure-Load™ custom-matched trailer
 - Disc brakes
 - Tongue, swing-away
- Tandem axle
 - Die cut logo in fender
 - Single axle brakes
- Tie-down straps (3)
- Tongue jack, swivel
- Treated bunks, carpeted (4)
- Treated side guides, carpeted
- Welded tube construction, 11-gauge
- Welded winch post

CUSTOMER CARE

- Shipping cover
- Winning Edge Owner Protection Plan

OPTIONS

HULL & DECK

- Bow scuff plate
- Classic color band
- Graphics, sport
- Trim tabs
- Windshield wiper, starboard

COCKPIT

- Carpet, cockpit delete
- Cushion, aft fill-in
- Head, enclosed
- Head pump-out (porta-potti standard)
- Stove, one-burner, butane
- Table w/mount

HELM

- Steering wheel, woodgrain/sandstone

ENTERTAINMENT

- Stereo remote w/display at transom
- Stereo upgrade includes: Clarion amplifier, 10" subwoofer and tweeters

ENGINE/SYSTEMS/DRIVE

- Batteries, dual w/switch
- Dockside power
- Engine flush-out (NA w/Neutra-Salt system)
- Fire extinguishing system
- Fresh water cooling (Ocean Series only)
- Neutra-Salt system (NA w/ Merc; standard w/Ocean Series)

CANVAS

- Camper canvas
- Cockpit cover
- Mooring cover
- Windshield connector

TRAILER

- Brakes, tandem
- Galvanized trailer w/GatorHyde
- Rugged duty towing package includes heavy duty tires and electric brakes
- Spare tire and wheel
- Spare tire and wheel - aluminum or galvanized
- Trailer delete
- Wheel, aluminum

POWER

- MerCruiser Stern Drives
 - 350 MPI/Bravo III 300 hp
 - MX 6.2/Bravo III 320 hp
 - 496 MG/Bravo III 375 hp
- Volvo-Penta Stern Drives
 - 5.7 Gi/DP 280 hp
 - 5.7 OSi/XDP 280 hp
 - 5.7 GXi/DP 320 hp
 - 5.7 OSXi/XDP 320 hp
 - 8.1 Gi/DP 375 hp
 - 8.1 OSi/XDP 375 hp



options

Four Winns builds every boat so complete, you may find it unnecessary to add options; however, if there's something that will add to your boating enjoyment, we recommend you order from the factory. Availability varies by model.

WAKEBOARD TOWER PACKAGE (HORIZON & FUNSHIP ONLY)



AFT FILL-IN CUSHIONS



BOW FILL-IN CUSHIONS

STARBOARD WINDSHIELD WIPER



NEUTRA-SALT SYSTEM



DEPTH GAUGE



DOCKING LIGHTS

ELECTRIC ENGINE HATCH



SUNSPORT SEATING



WOODGRAIN WHEEL



COMPASS

STEREO REMOTE AT SWIM PLATFORM



COCKPIT TABLE



AFT COCKPIT TABLE



QUICK & QUIET THRU-SIDE EXHAUST



PORT LOUNGER (NOT AVAILABLE ON SUNSPORT)



PULL-UP CLEATS
FIRE EXTINGUISHER



BOW SCUFF PLATE



DUAL BATTERY SWITCH
STEREO UPGRADE INCLUDES
AMPLIFIER, SUBWOOFER
AND TWEETERS



SKI PYLON



LOW-PROFILE WINDSCREEN



GRAPHICS PACKAGES

canvas tops

The right canvas not only protects your boating investment, it helps you make the most of your time on the water. That's why Four Winns® includes as standard a shade-making bimini top to most models.

Choose from other available canvas options – all factory-made and color-matched to your boat.

Not all equipment is available in all markets or on all models; consult your Dealer for details. Yellow boats have black canvas and trailer; all others are color-matched to gelcoat.

top performers



Good news for anyone who has ever wrestled with a cotter pin system for canvas: They're gone! This ingenious design lets you literally attach or unhook the canvas hardware in or out in seconds. It's a snap.

horizon™ and sundowner® canvas



BIMINI TOP



CONVERTIBLE TOP



FULL CANVAS (INCLUDES BOW COVER IF APPLICABLE)



COCKPIT AND FORWARD COVER



CAMPER CANVAS (INCLUDES BOW COVER IF APPLICABLE)



ONE-PIECE COCKPIT/FORWARD COVER (HORIZON 180-190)



MOORING COVER (GRAY ONLY)



WAKEBOARD TOWER BIMINI TOP

funship™ canvas



BIMINI TOP (STANDARD)



BIMINI TOP WITH OPTIONAL FORWARD BIMINI



COCKPIT AND FORWARD



CAMPER CANVAS (INCLUDES BOW CANVAS) 224



CAMPER CANVAS (244-274)



MOORING COVER



WAKEBOARD TOWER BIMINI TOP



WAKEBOARD TOWER BIMINI BOOT




wingear

Once you've got the boat, you need to get the goods – Four Winns® goods, that is. You'll find a great new selection of logo'd apparel and other items available for purchase on-line at www.fourwinns.com/wingear.

the rest of the four winns family
vista® express cruisers



YOUR LOCAL FOUR WINNS DEALER:



four winns headquarters

Four Winns' eleven facilities are located in Cadillac, Michigan. Our company employs more than 800 people who staff the company's engineering, trailer fabrication, testing, cabinetry, sport/deck/cuddy and cruiser manufacturing facilities.



FOUR WINNS BOATS, LLC | 925 FRISBIE STREET

CADILLAC, MI | 49601 | 231-775-1351 www.fourwinns.com

An important note about the information in this booklet: Every effort has been made to ensure that this catalog includes complete and accurate information. However, since the time of printing, some information may have been revised. Also some equipment shown within this brochure is available at extra cost. Since we do reserve the right to make changes at any time, without notice, in prices, colors, equipment, specifications, and models, we suggest that you check with your Four Winns Professional Marine Dealer for complete and up-to-date information. Please respect the marine environment, be courteous to others on the water and follow the rules of safe boating. Four Winns, Stable-Vee, Sundowner and Vista are registered trademarks of Genmar IP LLC. Horizon, Sure-Load and Funship are trademarks of Four Winns Boats, L.L.C.

PART # 090-2504-06