



FOUR WINNS®



**2001**  
BOATING MADE EASY



## *Contents*

● INTRODUCTION .....	1
● BOATING MADE EASY FEATURES .....	2—3
● HORIZON™ .....	4—23
● FUNSHIP™ .....	24—29
● SUNDOWNER™ .....	30—37
● SPECIFICATIONS .....	38—45
● SEATING/COLORS/CANVAS .....	46
● ENGINES/TRAILERS .....	47
● FEATURES .....	48
● ADDITIONAL INFORMATION .....	49





*Make Every Day Vacation Day.*

**E**xciting, exhilarating, enticing and easy. Your world of boating is all this when you own a Four Winns® boat.

Time spent on the water in a Four Winns boat is truly an experience that transcends everyday events. It's a chance to escape from your daily stresses and routines... a chance to forget about your troubles and experience life and all it offers. Within minutes your Four Winns boat can transform an ordinary day into a vacation day.

At Four Winns, we understand that boating – made easy – becomes a passion. We realize that boating needs to be easy and convenient so that you're able to enjoy the true art and joy of the sport. At Four Winns, that ease begins with an intuitive design forged by more than 25 years of leadership in boating. It continues with innovative features that add enjoyment and convenience at every turn. And it concludes with quality produced by the superior materials we select and the craftsmanship we invest in every product we deliver. Four Winns is dedicated to the concept of "Boating Made Easy."

The boating lifestyle is unlike any other you can experience. Climb aboard a Four Winns boat and experience the transformation within yourself. You'll suddenly feel the freedom and excitement that boating offers. There's a feeling of satisfaction as you gain speed and come on plane in your Four Winns boat. This is the true essence of "Boating Made Easy."

Discover what a Four Winns boat can offer you. You'll see why other Four Winns boat owners are so content with their selection. Find your passion and let your spirit soar! This is the world of "Boating Made Easy" from Four Winns.



AN EASY BOAT  
TO CHOOSE.



EASY TO FIND  
WHAT'S NEW.



EASY TO  
TALK TO.



EASY TO  
FINANCE.

 **FOUR WINNS®**  
BOATING MADE EASY



# Features That Make Boating Easy

- Coaming boards with integrated arm rests and multi-level sidewall storage

- Sony® AM/FM stereo sound system (CD optional on 170 LE and 180 LE)

- Standard seating includes adjustable back-to-back seating, converts to sun lounger with kick-up headrest

- Rotocast seat construction

- Marine grade vinyls

- Stainless steel ski tow system w/integrated handrail (except 170 LE and 180 LE)

- 36-quart carry-on cooler (210-280, 215-285, 234-254)

- Ergonomic cockpit design

- Full-width swim platform. Optional extension available

- Volvo-Penta® power



- Angled, deep-reach swim ladder concealed in locker (except 170 LE 180 LE & 180)

- Easy entrance walk-thru transom (210-280, 215-285, 214-254)

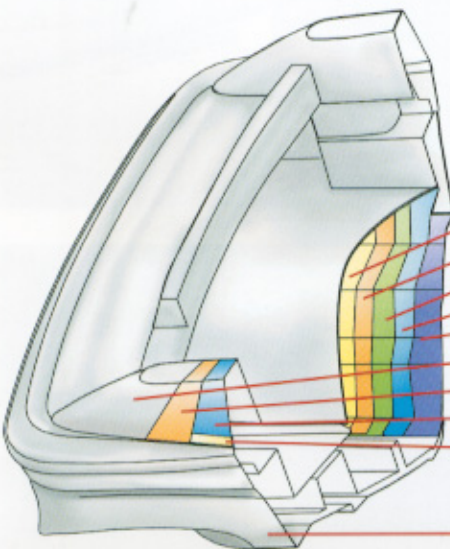
- All composite engine compartment gel coated for easier cleaning

- Graphics package standard, optional sport graphics

- Snap-in carpeting

- Deep cockpit for improved passenger safety

## Quality Construction



- 18 oz./sq. yd. woven roving
- 100 mils fiberglass
- 18 oz./sq. yd. woven roving
- 50 mils fiberglass
- 80 mils fiberglass
- 25 mils two-tone Armorcote®
- 80 mils fiberglass skin coat
- 130 mils fiberglass
- 140 mils fiberglass along shear and high-load areas
- 30 mils Armorcote® gel-coat

- Chrome wheels optional

- Easy-read standard compass (except 170 LE and 180 LE)

- Horizon 210 shown in navy gel coat.

- For trailer information see page 47



# Instrumentation That Makes Boating Easy



Here's a Four Winns exclusive. Our modular integrated helm includes a multi-mode display that provides visual feedback on all functions with a simple touch of a finger. What could be easier?



•DEPTH SOUNDER



•CLOCK



•ODOMETER



•TRIP ODOMETER



•HOUR METER



•TRIP HOUR METER



•SEA WATER TEMPERATURE

## Popular Mechanics Award-Winning Stable-Vee™ Design

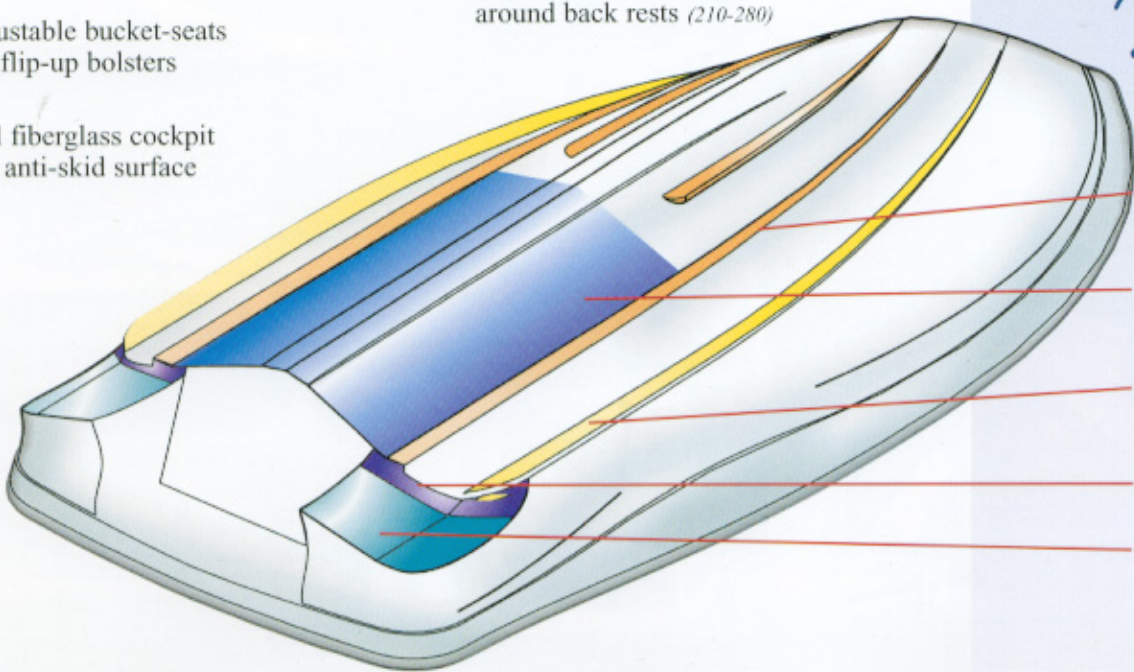
- Integrated cooler with overboard drain
- Conveniently located drink holders
- Oversized ski locker, with raised floor, large enough to handle skis, wakeboards and kneeboards
- Full fiberglass enclosed head with porta-potti (210-280, 214-254)
- 100% Armorcote® fade-fighting gel coat finish
- Non-corrosive, stainless steel hardware
- Self-draining anchor locker with lid, notched for line entry (190 and larger)



- Designs crafted with Pro-E solid modeling for advanced styling
- Plugs created with 5-Axis router for superior fit and finish
- Integrated fender storage (210-280)

- Stable-Vee® hull design
- Through-hull bolted stainless steel cleats, tow eyes and ski eyes with aluminum backing plate

- Two-tone gel color
- Adjustable bucket-seats with flip-up bolsters
- Full fiberglass cockpit with anti-skid surface
- Tilt-steering wheel
- Contour molded bow seats with canted wrap-around back rests (210-280)



- Unique strake size & placement enables responsive turning
- Specific deadrise distribution provides a smooth ride
- Unique chine shape gives a big, stable footprint
- Stepped hull reduces drag
- Active after-pods assist planing



# Horizon 170LE







If you're in the market for an affordable boat with luxury features, look no further. You'll love all the details on the 170 Horizon™ LE model. Hinged bow seats covering roomy storage compartments and a spacious full fiberglass liner are only the beginning of a long list of standard features on this terrific model. Get your boating experience off to a great start with a Four Winns® 170 Horizon LE model.



### S P E C I F I C A T I O N S

LOA .....	16' 6"/5.03 m
LOA w/extended swim platform .....	17'6"/5.33 m
Beam .....	7' 6"/2.29 m
Deadrise .....	18°
Draft – drive down .....	(IO) 30" (OB) 28"/(IO) 76 cm (OB) 71 cm
Fuel capacity .....	24 gal/91 L
Person capacity .....	7
Max. capacity ..	(IO) 1,150 lbs (OB) 1,850 lbs/(IO) 522 kg (OB) 839 kg
Boat & engine weight .....	1,790 lbs to 2,190 lbs/812 kg to 993 kg

#### INSET PHOTOS

1. The 170 Horizon LE features a newly styled dash with modern, high visibility instruments.
2. The large open bow of the 170 Horizon LE comes with optional fill-ins shown.
3. A roomy ski locker is large enough to hold kneeboards and wakeboards.
4. The passenger console features a stylish lockable glovebox and matching built-in cooler.
5. The 170 LE is available as an I/O or an O/B. Optional packages include a Fish 'N Ski Package and Saltwater Fish 'N Ski. Optional extended swim platform shown.

Below: SunSport seating is available featuring newly styled bucket seats and an aft lounge that easily converts to a second sunpad.





# Horizon™ 170LE/180LE Outboards



2

3

4





You're sure to be the envy of every boating and fishing enthusiast in one of these outstanding outboard models. The 170/180 Horizon LE O/B models are tastefully designed and extremely functional for pure boating enjoyment. No matter what your passion – fishing, skiing or recreational boating – these outboard models will satisfy your every whim.



Our Fish 'N Ski package is available on our 170 or 180 Horizon LE outboards as well as our 180 Horizon LE sterndrive. For specifications, see those respective models.

**FISH 'N SKI PACKAGE:** 12 volt trolling motor, aft livewell, ski pylon, forward casting platform, rod holders, fish finder, built-in battery charger, removable windshield wings and fishing seats that double as aft jump seats.

**SALTWATER FISH 'N SKI PACKAGE:** Aft livewell, ski pylon, forward casting platform, rod holders, fish finder, removable windshield wings and fishing seats that double as aft jump seats.

#### INSET PHOTOS

1. A fish finder mounted forward is usable from anywhere in the boat.
2. A circulating live well keeps bait or your catch fresh and healthy.
3. A forward command center controls the trolling motor speed and direction, as well as the trim on the outboard engine. Aft jump seats simply lift out to become fishing chairs forward and aft. Fill-ins easily convert into a forward fishing platform.
4. On-board battery charger is quick and easy using this handy power access.
5. Horizon outboards may be purchased with your choice of back-to-back loungers, or twin bucket seats with a pull-out lounge.

Below: Both the 170 and 180 Horizon models can be ordered with dependable Johnson® outboards or Evinrude® outboards with Ficht® Ram Injection™ technology.





# Horizon 180LE™



1

2

3

4





Thrills and excitement await you in this sleek and stylish boat that's perfect for the first time buyer or any buyer that appreciates quality. Like all Four Winns® products, the 180 Horizon™ LE model provides the long-lasting protection of 100% Armorcote® gel coat. Step into the 180 Horizon LE model and see why this is such a popular Four Winns model. (Shown with optional sport graphics)



## S P E C I F I C A T I O N S

LOA . . . . .	18' 0"/5.49 m
LOA w/extended swim platform . . . . .	18'10"/5.74 m
Beam . . . . .	8' 0"/2.44 m
Deadrise . . . . .	19°
Draft – drive down . . . . . (IO) 31" (OB) 29"/(IO) 79 cm (OB) 74 cm	
Fuel capacity . . . . .	32 gal/121 L
Person capacity . . . . .	8
Max. capacity . . (IO) 1,300 lbs (OB) 2,000 lbs/(IO) 590 kg (OB) 907 kg	
Boat & engine weight . . . . .	2,100 lbs to 2,480 lbs/952 kg to 1,120 kg

### INSET PHOTOS

1. Rear-hinged bow seats provide access to ample storage that's finished with removable carpet.
2. Handy anchor storage is a surprising convenience in a boat of this size.
3. Large high-contrast gauges on the new dash console are easy to read and striking in design.
4. Two-tone hull, shown with optional sport graphics, make your 180 Horizon model stand out from the crowd. Seating options include the SunSport interior.
5. The 180 Horizon sterndrive Fish 'N Ski easily converts back to a family fun machine.

Below: A Fish 'N Ski option with stern drive allows the 180 LE model to convert from a family fun boat to a full fishing machine.





# Horizon<sup>180</sup>™







**N**ew Design for 2001! The hot new design of the 180 Horizon™ model will satisfy the most discriminating boaters. You'll get features like our patented Stable Vee® ride, full fiberglass cockpit with lay-in carpeting, port console with integrated cooler and lockable glovebox, drink holders, and full wrap-around backrest seating in the bow. The 180 Horizon's new design offers the room and storage you'll appreciate and the looks that say Four Winns® style.



### S P E C I F I C A T I O N S

LOA .....	18' 6"/5.64 m
LOA w/extended swim platform .....	20'2"/6.15 m
Beam .....	8' 1"/2.46 m
Deadrise .....	19°
Draft – drive down .....	33"/84cm
Fuel capacity .....	38 gal/144 L
Person capacity .....	8
Max. capacity .....	1,300 lbs/590 kg
Boat & engine weight .....	2,570 lbs to 2,680 lbs/1,170 kg to 1,220 kg

#### INSET PHOTOS

1. An exciting new design of the modular dash features easy to view gauges and lighted switches at the helm making driving especially easy.
2. You'll appreciate the ski locker that is wide enough to handle the largest kneeboard.
3. Optional SunSport seating offers expansive sunbathing deck with a pull-out lounge providing additional sunning area.
4. An attractive integrated cooler is large and convenient. Overboard draining means fast, no-mess clean up. The lockable glovebox keeps your valuables securely stored.
5. The extra wide cockpit in the 180 Horizon provides for a spacious walk-thru with room for family and friends.

Below: Enjoying a day on the water in a 180 Horizon is easy with all the standard features like a Sony®, AM/FM stereo CD player, standard compass, and integrated swim platform in the contemporary fiberglass construction.





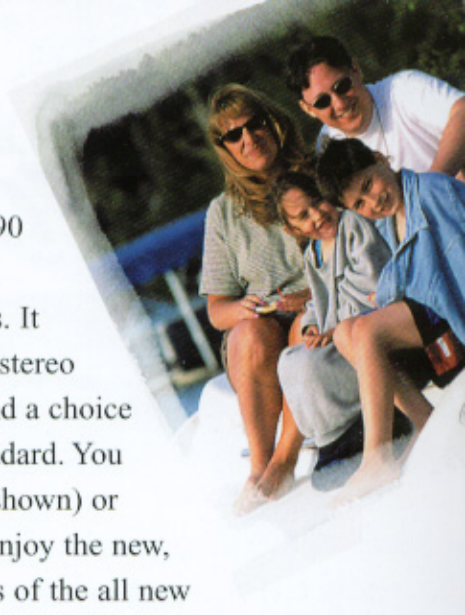
# Horizon<sup>190</sup>







If you seek the versatility of a 19 foot boat that is convenient to tow and offers options galore, take a look at the all-new 190 Horizon™ model. The exciting 190 Horizon model is superior in its design and qualities. It comes complete with a Sony® AM/FM CD stereo sound system, stylish new helm accents, and a choice of bimini or convertible canvas top, all standard. You can even add an extended swim platform (shown) or choose the optional SunSport seating and enjoy the new, larger sized sunpad. You'll love the features of the all new 190 Horizon model.



**S P E C I F I C A T I O N S**

LOA .....	19' 6"/5.94 m
LOA w/extended swim platform .....	21'2"/6.45 m
Beam .....	8' 5"/2.57 m
Deadrise .....	19°
Draft – drive down .....	33"/84 cm
Fuel capacity .....	42 gal/159 L
Person capacity .....	9
Maximum capacity .....	1,400 lbs/655 kg
Boat & engine weight .....	2,900 lbs to 3,010 lbs/1,315 kg to 1,365 kg

**INSET PHOTOS**

1. Anchor is handy, yet out of the way, in the convenient anchor storage locker.
2. A new stainless steel ski tow integrated into a full width assist handle will be appreciated by all who enjoy water sports.
3. Standard seating features back-to-back seats that extend into sun lounges. Optional walk-thru doors are shown.
4. Quick access to all your accessories, from water toys to tow ropes, is available in the sidewall storage compartment.
5. The 190 Horizon model's sleek new design is sure to get you noticed on the water.

Below: Aft details include Four Winns' famous angled deep-reach ladder housed in a recessed storage compartment.





# Horizon<sup>200</sup>







Step aboard our fresh, new 200 Horizon™ model for 2001 and you'll experience love at first sight. It's a boating enthusiast's dream come true. The Stable-Vee® hull offers smooth running and response, providing greater confidence and predictable boating pleasure. With the room and standards typically found on larger craft, the 200 Horizon model is an easy choice. Regardless of your boating experience, this boat will capture your heart. (Shown with optional sport graphics)



## S P E C I F I C A T I O N S

LOA .....	20' 6"/6.25 m
LOA w/extended swim platform .....	22' 2"/6.76 m
Beam .....	8' 6"/2.59 m
Deadrise .....	20°
Draft – drive down .....	34"/86 cm
Fuel capacity .....	45 gal/170 L
Person capacity .....	10
Maximum capacity .....	1,600 lbs/726 kg
Boat & engine weight .....	3,200 lbs to 3,240 lbs/1,451 kg to 1,470 kg

### INSET PHOTOS

1. A new look of the modular dash gives you high caliber instrumentation in a high-tech integrated design.
2. Entertaining is a breeze on the newly designed 200 Horizon model. Features like the insulated port-side cooler and storage lockers in helm and passenger console are welcome details.
3. The standard seating package features fresh styling. Adjustable jump seats form a roomy sunpad or may be removed for more floor space.
4. New for 2001 is the optional extended swim platform shown. It blends precisely to the lines of your 200 Horizon transom and features a convenient hidden ladder for easy access from the water.
5. SunSport seating is equipped with newly designed bucket seats featuring an easy-to-use swivel control.

Below: If you're in the market for a 20 foot boat, then look no further. You won't find more features standard on any other boat in its class.





# Horizon<sup>210</sup>™



1



2




3





A low deck combined with a more dynamic and assertive profile gives the 210 Horizon™ model a well-defined look. Additional standards include L-shaped seating with a concealed 36-quart carry-on cooler in the stern area, a walk-through transom entry, an integrated swim platform with self-draining storage tub, and a custom matched Sure-Load™ trailer standard with all Four Winns® sportboats 26 foot and below. The 210 Horizon model is the perfect choice for modern boating style.  
(Shown with optional sport graphics)



S P E C I F I C A T I O N S

LOA .....	21' 6"/6.55 m
LOA w/extended swim platform .....	23'11"/7.29 m
Beam .....	8' 6"/2.59 m
Deadrise .....	20°
Draft – drive down .....	34"/86 cm
Fuel capacity .....	50 gal/190 L
Person capacity .....	11
Maximum capacity .....	1,900 lbs/862 kg
Boat & engine weight .....	3,600 lbs to 3,640 lbs/1,630 kg to 1,650 kg

INSET PHOTOS

1. The deluxe wood grain dash adds a touch of sophistication and a look of distinction to the 210 Horizon sportboat.
  2. Convenience is key with our walk-thru transom. Pull open the entry steps to reveal battery access and additional storage. If you're looking for additional seating space, simply use the standard walk-thru fill-in.
  3. Swim platform locker can be used as cooler or wet storage.
  4. Four Winns new wakeboard tower offers an innovative fold-down design.
- Below: You'll appreciate the dramatic detailing and classic good looks of the 210 Horizon model.





# 230 Horizon™







Style and performance are in perfect balance in the 230 Horizon™ model. Deluxe seating accommodations are featured throughout with an L-shaped lounge in the rear and sculpted seating with angled wrap-around backrests in the bow. The port console is equipped with enclosed head with porta-potti. With the 230 Horizon model, you'll get unparalleled responsiveness with the quality and good looks that only Four Winns provides.



### S P E C I F I C A T I O N S

LOA	23' 6"/7.16 m
LOA w/extended swim platform	25'11"/7.90 m
Beam	8' 6"/2.59 m
Deadrise	20°
Draft – drive down	35"/89 cm
Fuel capacity	65 gal/246 L
Person capacity	12
Maximum capacity	2,500 lbs/1,134 kg
Boat & engine weight	3,880 lbs to 4,060 lbs/1,760 kg to 1,840 kg

#### INSET PHOTOS

1. The open space created by the walk-thru transom provides ease of movement and gives a spacious feel to the interior of the boat. A standard transom fill-in adds to seating room.
2. The ski locker is large enough to house skis, kneeboards and wakeboards at the same time. Perfect for today's active family.
3. A power assist hatch makes accessing the engine easy, and with a sound insulated lid, cruising noise level is kept to a minimum to add to your boating pleasure.
4. You and your guests will appreciate the convenience of the enclosed head with porta-potti.
5. The optional extended swim platform adds room and graceful style.

Below: An extremely versatile boat, the 230 Horizon model provides several power, seating and convenience options that are generally found only in larger sportboat models.





# Horizon<sup>260</sup>™







Space and luxury are the essence of the 260 Horizon™ model. The design of the open bow provides abundant seating with room to stretch out and enjoy the view. For a taste of luxury, add an optional cockpit refreshment center complete with refrigerator, sink, countertop and trash receptacle. As in all Four Winns® boats, the 260 Horizon model provides outstanding performance on the water through its Stable-Vee® hull. You'll love the excitement the 260 offers.



## S P E C I F I C A T I O N S

LOA	25' 8"/7.82 m
LOA w/extended swim platform	28'1"/8.56 m
Beam	8' 6"/2.59 m
Deadrise	21°
Draft – drive down	35"/89 cm
Fuel capacity	80 gal/302 L
Person capacity	14
Maximum capacity	2,800 lbs/1,270 kg
Boat & engine weight	4,570 lbs to 4,800 lbs/2,070 kg to 2,180 kg

### INSET PHOTOS

1. The extended swim platform option expands your boating activities.
2. The optional refreshment center includes a sink with pressurized water, prep surface and refrigerator.
3. You'll find a generously sized storage compartment conveniently located in the walk-thru, just forward of the helm.
4. The integrated cooler, forward, is supplemented with a handy 36-quart carry-on unit conveniently located under the lounge.

Below: Outstanding performance and stable ride and handling capabilities make the 260 Horizon model a popular sportboat selection.





# Horizon<sup>280</sup>



1



2



3



4





Indulge yourself in the comforts of the 280 Horizon™ model. It's the ultimate in luxurious open bow boating from Four Winns. You'll enjoy amenities like a full-service refreshment center complete with refrigerator and Corian® counter top, double-wide helm seat with flip-up bolster, and a Sony® AM/FM CD stereo system with an optional 10 disc CD changer. This is the epitome of Boating Made Easy.



S P E C I F I C A T I O N S

LOA .....	27' 9"/8.46 m
LOA w/extended swim platform .....	30' 2"/9.22 m
Beam .....	9' 4"/2.85 m
Deadrise .....	21°
Draft – drive down .....	37"/94 cm
Fuel capacity .....	130 gal/491 L
Maximum capacity .....	Yacht
Potable water capacity .....	7 gal/27 L
Boat & engine weight .....	5,800 lbs to 6,700 lbs/2,630 kg to 3,040 kg

INSET PHOTOS

1. The exceptional C-wrap lounge with concealed cooler provides luxury and comfort for your guests. Available fill-ins convert this to a spacious sun deck.
2. The enclosed full-fiberglass head is outfitted with removable carpeting, overhead lighting, opening port lite with screen, sink with pressurized water, a storage locker, and a Vacu-Flush porcelain head.
3. Make your boating life even easier with the standard cockpit refreshment center complete with refrigerator, sink and counter space.
4. A double-wide helm seat adds to the fun of boating. Equipped with fore and aft adjustment and a flip-up bolster, the helm accommodates boaters of all sizes.
5. The newly designed dash of the 280 features the look of individualized gauges. The remote control panel operates the Sony® CD-equipped sound system. The tilt-wheel steering, compass and drink holder are standard on the 280 Horizon model.

Below: The grandeur of open bow boating is found in the 280 Horizon model with the availability of twin engines and the Stable-Vee® hull.





# Funship 214



1



2



3




4





**B**oating versatility and convenience take on a whole new meaning in the 214 Funship™ model. Standard with a great combination of features, the Funship is roomy enough to handle a large group of people for a day of fun. With features like portside entry, fore and aft swim platforms, two concealed deep-reach ladders, a Sony® AM/FM CD stereo system, and standard docking lights, the 214 Funship model creates a memorable day on the water.



### S P E C I F I C A T I O N S

LOA . . . . .	20' 11"/>6.25 m
Beam . . . . .	8' 6"/>2.59 m
Deadrise . . . . .	16°
Draft—drive down . . . . .	(IO) 30" (OB) 28"/>(IO) 76 cm (OB) 71 cm
Fuel capacity . . . . .	50 gal/189 L
Person capacity . . . . .	13
Max capacity . (IO) 2,000 lbs (OB) 2,950 lbs/(IO) 907 kg (OB) 1,340 kg	
Potable water capacity . . . . .	7 gal/27 L
Boat & engine weight . . . . .	2,980 lbs to 3,540 lbs/1,350 kg to 1,610 kg

#### INSET PHOTOS

1. Enjoy entertaining with a refreshment center featuring concealed tilt-out bottle storage, sink with pressurized water, and ice chest. You're ready for all day boating.
2. The helm unit is equipped with complete instrumentation including a compass.
3. The roomy onboard head is a personal convenience your guests will appreciate.
4. Storage compartments abound beneath the roomy seating throughout the 214 Funship model.

Below: The 214 Funship model can handle a crowd for the entire day on the water. The double-wide helm seat swivels 90° to create a conversation area in the stern.





# Funship<sup>234</sup>







If you're searching for a boat the whole family will enjoy for years, look no further. The 234 Funship™ deck boat is the perfect mid-sized boat for family activities. From social gatherings to watersports, the 234 Funship model offers an appealing design with plenty of room. Features include a full wrap-around windshield design, full head compartment, standard docking lights, extended swim platform and abundant storage throughout. It's everything a deck boat owner could want.



### S P E C I F I C A T I O N S

LOA w/o extended swim platform . . . . .	22'6"/6.86 m
LOA with extended swim platform (std). . . . .	24' 2"/7.37 m
Beam . . . . .	8' 6"/2.59 m
Deadrise. . . . .	15°
Draft – drive down . . . . .	32"/81 cm
Fuel capacity. . . . .	73 gal/276 L
Person capacity . . . . .	13
Maximum capacity . . . . .	1,950 lbs/884 kg
Potable water capacity. . . . .	7 gal/27 L
Boat & engine weight . . . . .	4,000 lbs to 4,030 lbs/1,810 kg to 1,830 kg

#### INSET PHOTOS

1. The removable carry-on cooler stores out of sight under bow seating making a day on the water very easy.
  2. Our newly designed extended swim platform, and deep-reach ladder make getting on and off your Four Winns® boat a breeze.
  3. Add an optional forward table and enjoy open bow dining in the comfort of the 234 Funship model.
  4. You'll appreciate the large storage compartment found in the helm console. The 40-oz diamond pattern carpet snaps over a full fiberglass cockpit floor.
- Below: Sleek, aerodynamic styling and the room of a deck boat are an attractive combination in the 234 Funship model.





# Funship<sup>™</sup> 254







**S**leek design, abundant space and lots of amenities – that’s what you’ll get in the 254 Funship™ deck boat. It’s the perfect deck boat for entertaining or enjoying a day of serenity in a roomy deckboat design. Conveniences abound in this elegantly designed Funship model. Outfitted with standard features like multiple in-floor storage lockers, a fully equipped cockpit refreshment center, standard docking lights, extended swim platform and easy entry passageways, this boat is in a class by itself.



### S P E C I F I C A T I O N S

LOA w/o extended swim platform	25'6"/7.77 m
LOA with extended swim platform (std)	27'2"/8.28 m
Beam	8' 6"/2.59 m
Deadrise	17°
Draft – drive down	33"/84 cm
Fuel capacity	73 gal/276 L
Person capacity	15
Maximum capacity	2,300 lbs/1,040 kg
Potable water capacity	7 gal/27 L
Boat & engine weight	4,570 lbs to 4,800 lbs/2,070 kg to 2,180 kg

#### INSET PHOTOS

1. Consider a breakfast on the water one warm, sunny morning. It’s easy with the standard cockpit table. A second table in the bow is an available option.
2. The VDO instrument module includes a depth sounder and clock, sea water temperature gauge, hour meter, odometer, trip odometer and trip hour meter in addition to traditional gauges.
3. Details abound throughout the 254 Funship model. A very large ski locker is enhanced by a second in-floor storage locker to gobble up loads of water toys and boating accessories.
4. The complete on-board refreshment center includes a trash receptacle, removable cooler, sink with pressurized water and generous counter space. A refrigerator is an available option. It makes entertaining easy.

Below: A deep-reach ladder, fore and aft, makes getting on and off the 254 Funship model easy and safe. Shown with new standard extended swim platform.





# Sundowner<sup>215</sup>


TM







The 215 Sundowner™ model combines the versatility of a cuddy cabin design with the style and convenience that only Four Winns can deliver. Featuring Four Winns award winning Stable-Vee® hull design, the 215 Sundowner model provides the great handling and performance characteristic of all Four Winns® models, yet still provides the luxury of a cuddy cabin for overnight lodging.



## S P E C I F I C A T I O N S

LOA .....	21' 6"/6.55 m
LOA w/extended swim platform .....	23'11"/7.29 m
Beam .....	8' 6"/2.59 m
Bridge clearance .....	4' 9"/1.45 m
Deadrise .....	20°
Draft – drive down .....	34"/86 cm
Fuel capacity .....	50 gal/189 L
Person capacity .....	11
Maximum capacity .....	1,900 lbs/862 kg
Boat & engine weight .....	3,680 lbs to 3,710 lbs/1,670 kg to 1,680 kg

### INSET PHOTOS

1. Your guests will enjoy the new walk-thru transom on the 215 Sundowner model. Standard fill-ins add additional seating or sunning space.
2. The L-shaped lounge provides generous and comfortable seating while concealing the removable 36-quart cooler. U-wrap seating is an available option.
3. The new wood grain accents highlight the entire helm console. A Sony® AM/FM/CD stereo sound system is easily accessible to both driver and passenger.
4. Cuddy cabin boating has never looked better than in the exciting, newly-styled 215 Sundowner model.

Below: The comfortable cabin of the 215 Sundowner model features soft leatherette upholstery. The back bolsters convert into handy fill-ins to make relaxing in this cruiser extremely easy.





# Sundowner<sup>235</sup>™



1



2



3




4





Add the convenience of a cuddy cabin to the sleek design of a sport boat and you've got the 235 Sundowner™ model. Complete with a large integrated swim platform, a wide walk-thru windshield leading to the foredeck, and oversized companionway to the cabin, the Sundowner design will entice even the most experienced boater. It's quality and craftsmanship in an exciting design.



## S P E C I F I C A T I O N S

LOA	23' 6"/7.16 m
LOA w/extended swim platform	25'11"/7.90 m
Beam	8' 6"/2.59 m
Bridge clearance	5' 0"/1.52 m
Deadrise	20°
Draft - drive down	34"/86 cm
Fuel capacity	65 gal/246 L
Person capacity	12
Maximum capacity	2,500 lbs/1,130 kg
Boat & engine weight	3,990 lbs to 4,170 lbs/1,810 kg to 1,890 kg

### INSET PHOTOS

1. It's easy to store your boating accessories when you use the new concealed wet locker on the swim platform.
2. The carry-on cooler stores neatly away under the stern seating.
3. Our swim ladder is deep reaching and angled, making it easy to use. It's part of the convenience we build into every Four Winns® model.
4. The 235 Sundowner model provides a large range of power options, from a 5.0 Gi/SX 250 horsepower engine to an 8.1 Gi/Duoprop 375 horsepower engine. See page 47 for full power option packages.

Below: The cabin of the 235 Sundowner model has backrests that serve as fill-in cushions. The shelves behind the seat backs provide added storage.






# 265 Sundowner™







Whether you're planning to spend a couple hours of boating or an entire weekend on the water, the 265 Sundowner™ cuddy will accommodate you and your guests with ease and grace. You'll get superior styling with an L-shaped lounge and walk-thru transom, plus predictable, responsive handling with the Stable-Vee® hull. The 265 Sundowner model is a step above the rest.



## S P E C I F I C A T I O N S

LOA .....	25' 8"/7.82 m
LOA w/extended swim platform .....	28'1"/8.56 m
Beam .....	8' 6"/2.59 m
Bridge clearance .....	5' 3"/1.60 m
Deadrise .....	21°
Draft – drive down .....	35"/89 cm
Fuel capacity .....	80 gal/302 L
Person capacity .....	14
Maximum capacity .....	2,800 lbs/1,270kg
Boat & engine weight .....	4,700 lbs to 4,930 lbs/2,130 kg to 2,240 kg

### INSET PHOTOS

1. The modular dash uses an integrated circuit to power all gauges with a single electrical connection. It's easy to use, easy to service, and very reliable.
2. Add the optional stereo remote at the transom to make your time on the water more enjoyable.
3. Well-designed sidewall storage compartments keep possessions out of the way yet nearby. We make your boating experience a pleasure at every turn.
4. Our full-width swim platform with integrated toe rail and deep-reach ladder makes getting on and off your Four Winns® boat a breeze.

Below: In all Sundowner models, the backrests easily remove to become cushions for the V-berth fill-in. It's another way Four Winns makes boating easy.





# Sundowner<sup>285</sup><sup>TM</sup>







This boat offers all the amenities of a waterfront home - a functional refreshment center on deck and a full cabin below. Besides a spacious main cabin, you'll appreciate a full head complete with sink with pressurized water and porcelain Vacu-Flush toilet. The 285 sets a new standard in cuddy cabin boating.



### S P E C I F I C A T I O N S

LOA .....	27' 9"/8.46 m
LOA w/extended swim platform .....	30'2"/9.22 m
Beam .....	9' 4"/2.85 m
Bridge clearance .....	5' 6"/1.68 m
Deadrise .....	21°
Draft - drive down .....	37"/94 cm
Fuel capacity .....	130 gal/491 L
Maximum capacity .....	Yacht
Potable water capacity .....	7 gal/27 L
Boat & engine weight .....	5,950 lbs to 6,850 lbs/2,700 kg to 3,110 kg



#### INSET PHOTOS

1. A yacht-style instrument array graces the helm of the 285 Sundowner™ model.
2. The cozy settee is perfect for kicking back and lounging or for sharing an intimate conversation as you cruise.
3. The refreshment center aboard the 285 is a focal point of the cockpit. Complete with sink and pressurized water, Corian® counter top and refrigerator, this is a standard you'll enjoy every time you go out.
4. The spacious cabin is available with an optional microwave adding convenience and luxury to your boating experience.
5. The full featured head compartment comes equipped with conveniences such as a porcelain Vacu-Flush head, a sink with pressurized water, storage, lighting and a 110V AC outlet for your personal grooming needs.

Below: Below deck, you'll find a handy cabin table, roomy berth and a storage cabinet with counter space. Clearly, the 285 sets a new standard on the water in live-aboard cuddy-cabin convenience.





## 170 HORIZON LE

### HULL AND DECK

- 100% **Armorcote® gel-coat**
- Bow and stern eyes, stainless steel
- Cleats, stainless steel (4)
- Engine compartment ventilators, color coordinated
- Fiberglass stringers
- Graphics standard
- Horn, concealed
- Navigation lights
- Rub rail, aluminum with vinyl insert
- Ski tow, stainless steel
- Stable-Vee® hull
- Step pads, anti-skid
- Swim platform, integrated, anti-skid
  - Assist handle
  - Ladder, angled, deep reach
- **Two-tone gel color choices – green or navy**
- Windshield with walk-thru
  - Full aluminum framed safety glass
- NMMA certification
- Meets applicable USCG and ABYC standards

### BOW

- Anti-skid floor
- Drink holders (2)
- Full fiberglass construction
- Passenger assist handles
- Seating, hinged bow seats
- Storage, beneath bow seats
  - Removable carpet

### COCKPIT

- Anti-skid floor
- **Cockpit carpet, diamond pattern, snap-in, 28 oz.**
- Drink holders (3)
- Engine compartment:
  - All composite construction
  - Fiberglass motor hood, insulated
  - Gel-coated bilge
- **Fiberglass liner**
- Marine grade vinyl
- Port console:
  - Cooler, overboard draining
  - Glovebox, lockable
  - Passenger assist handle(s)
- Seating:
  - Starboard adjustable back-to-back lounger
  - Duraframe® construction
  - Kick-up head rest in lounge position
- Speakers, (2)
- Storage
  - Beneath stern seats
  - In-floor ski locker
    - Hinged lid
    - Large enough for skis, kneeboards and wakeboards
    - Raised floor, removable carpet
- Multi-level side wall storage

### HELM AREA

- Emergency engine shut-off
- Lighted switches
- Steering wheel, soft touch
- **Stereo, Sony® AM/FM cassette**
- Instrumentation:
  - Fuel gauge
  - Oil pressure
  - Speedometer
  - Tachometer
  - Temperature gauge
  - Trim gauge
  - Volt meter

### SYSTEMS

- Battery, Interstate®
- Bilge blower
- Bilge pump
- Electric horn
- Power steering
- Power trim and tilt
- Wire harness, routed through PVC conduit in floor

### TRAILER

- **Sure-Load™ custom matched trailer**
- Integrated step pads
- Keel rollers
- Radial tires
- Single axle
- Submersible lighting
- Swing-away tongue
  - (n/a with galvanized trailer)
- Tie-down straps (3)
- Tongue jack
- Treated bunks, carpeted (2)
- Welded tube construction, 11 gauge
- Welded winch post

### POWER OPTIONS

- 90 VL OB
- 115 VL OB
- 115 Ficht® PL OB
- 3.0 GS/SX 135 hp
- 4.3 GL/SX 190 hp

### OPTIONS

- **Fish 'N Ski Package** (OB only):
  - 12 volt trolling motor (44 lbs thrust), aft livewell, ski pylon, forward casting platform, rod holders, fish finder, built-in battery charger, removable windshield wings and fishing seats that double as aft jump seats
- **Saltwater Fish 'N Ski Package** (OB only):
  - Aft livewell, ski pylon, forward casting platform, rod holders, fish finder, removable windshield wings and fishing seats that double as aft jump seats
- Graphics, sport
- Remote oil filter (4.3 GL only)
- Seat cushion, bow fill-ins
- Seating, regular bucket exchange for stbd lounge
- Seating, SunSport Interior
- Ski pylon (OB only)
- Stereo, Sony® AM/FM CD player (upgrade)
- Swim platform, extended

### CANVAS OPTIONS

- Bimini top
- Cockpit and forward cover
- Cockpit cover
- Convertible top
- Full canvas
- Mooring cover

### TRAILER OPTIONS

- Disc brakes, surge
- Galvanized trailer
- Spare tire and wheel
- Spare tire and wheel, aluminum or galvanized
- Wheel, aluminum (each)

## 180 HORIZON LE

### HULL AND DECK

- 100% **Armorcote® gel-coat**
- Bow and stern eyes, stainless steel
- Cleats, stainless steel (5)
- Engine compartment ventilators, color coordinated
- Fiberglass stringers
- Graphics standard
- Horn, concealed
- Navigation lights
- Rub rail, aluminum with vinyl insert
- Ski tow, stainless steel
- Stable-Vee® hull
- Step pads, anti-skid
- Swim platform, integrated, anti-skid
  - Assist handle
  - Ladder, angled, deep reach
- **Two-tone gel color choices – green or navy**
- Windshield with walk-thru
  - Full aluminum framed safety glass
- NMMA certification
- Meets applicable USCG and ABYC standards

### BOW

- Anchor locker
- Anti-skid floor
- Drink holders (2)
- Full fiberglass construction
- Passenger assist handles
- Seating:
  - Hinged bow seats
  - Removable bow cushion
- Storage, beneath bow seats
  - Removable carpet

### COCKPIT

- Anti-skid floor
- **Cockpit carpet, diamond pattern, snap-in, 28 oz.**
- Drink holders (4)
- Engine compartment:
  - All composite construction
  - Fiberglass motor hood, insulated
  - Gel-coated bilge
- **Fiberglass liner**
- Marine grade vinyl
- Port console:
  - Cooler, overboard draining
  - Glovebox, lockable
  - Passenger assist handle(s)
- Seating:
  - Starboard adjustable back-to-back lounger
  - Duraframe® construction
  - Kick-up head rest in lounge position
- Speakers, (2)
- Storage:
  - Beneath stern seat
  - In-floor ski locker
    - Hinged lid
    - Large enough for skis, kneeboards and wakeboards
    - Raised floor, removable carpet
- Multi-level side wall storage

### HELM AREA

- Emergency engine shut-off
- Lighted switches
- Steering wheel, soft touch
- **Stereo, Sony® AM/FM cassette**
- Instrumentation:
  - Fuel gauge
  - Oil pressure
  - Speedometer
  - Tachometer
  - Temperature gauge
  - Trim gauge
  - Volt meter

### SYSTEMS

- Battery, Interstate®
- Bilge blower
- Bilge pump
- Electric horn
- Power steering
- Power trim and tilt
- Wire harness
  - Routed through PVC conduit in floor

### TRAILER

- **Sure-Load™ custom matched trailer**
- **Disc brakes, surge**
- Integrated step pads
- Keel rollers
- Radial tires
- Single axle
- Submersible lighting
- Swing-away tongue
  - (n/a with galvanized trailer)
- Tie-down straps (3)
- Tongue jack
- Treated bunks, carpeted (4)
- Treated side guides, carpeted
- Welded tube construction, 11 gauge
- Welded winch post

### POWER OPTIONS

- 135 VX OB
- 150 VX OB
- 150 Ficht® PX OB
- 175 Ficht® PX OB
- 3.0 GS/SX 135 hp
- 4.3 GL/SX 190 hp

### OPTIONS

- **Fish 'N Ski Package**
  - 12 volt trolling motor (44 lbs thrust), aft livewell, ski pylon, forward casting platform, rod holders, fish finder, built-in battery charger, removable windshield wings and fishing seats that double as aft jump seats
- **Saltwater Fish 'N Ski Package**
  - Aft livewell, ski pylon, forward casting platform, rod holders, fish finder, removable windshield wings and fishing seats that double as aft jump seats
- Graphics, sport
- Remote oil filter (N/A on 3.0 GS)
- Seat cushion, bow fill-ins
- Seating, flip-up bolsters (pair)
- Seating, flip-up bolster exchange for starboard lounge
- Seating, regular bucket exchange for starboard lounge
- Seating, SunSport Interior
- Ski pylon (OB only)
- Stereo, Sony® AM/FM CD player (upgrade)
- Swim platform, extended

### CANVAS OPTIONS

- Bimini top
- Cockpit and forward cover
- Cockpit cover
- Convertible top
- Full canvas
- Mooring cover

### TRAILER OPTIONS

- Galvanized trailer
- Spare tire and wheel
- Spare tire and wheel, aluminum or galvanized
- Wheel, aluminum (each)





# 180 HORIZON

## HULL AND DECK

- 100% **Armorcoat® gel-coat**
- Bow and stern eyes, stainless steel
- Bow rails, through bolted, stainless steel
- Cleats, stainless steel (6)
- Engine vents, transom mounted
- Fiberglass stringers
- Graphics standard
- Horn, concealed
- Navigation lights
- Rub rail, aluminum with vinyl insert
- Stable-Vee® hull
- Step pads, anti-skid
- Stern rail with ski eye, stainless steel
- Swim platform, integrated, anti-skid
  - Assist handle
  - Ladder, angled, deep reach
- **Two-tone gel color choices – navy, red, green, taupe or black**
- Windshield with walk-thru
  - Full aluminum framed safety glass
  - Stainless steel supports
- NMMA certification
- Meets applicable USCG and ABYC standards

## BOW

- Anchor locker
- Anti-skid floor
- Drink holders (2)
- Full fiberglass construction
- Seating:
  - Hinged bow seats
  - Removable bow cushion
- Storage, beneath bow seats
  - Removable carpet

## COCKPIT

- Anti-skid floor
- Built-in arm rest, port and starboard
- **Cockpit carpet, diamond pattern, snap-in, 28 oz.**
- Courtesy lights
- Drink holders (4)
- **Fiberglass liner**
- Engine compartment:
  - All composite construction
  - Fiberglass motor hood, insulated
  - Gel-coated bilge
- Marine grade vinyl
- Port console:
  - Cooler, insulated, overboard draining
  - Glovebox, lockable
  - Passenger assist handle(s)
- Seating:
  - Hi-lo positioning jump seats
  - Two adjustable back-to-back loungers
    - Duraframe® construction
    - Kick-up head rest in lounge position
- Speakers, Sony® (4)
- Storage:
  - In-floor ski locker
  - Hinged lid
  - Large enough for skis, kneeboards and wakeboards
  - Raised floor, removable carpet
  - Multi-level side wall storage

## HELM AREA

- Compass
- Emergency engine shut-off
- Lighted switches
- Receptacle, 12 volt
- Steering, tilt wheel
  - Soft touch
- Stereo, Sony® AM/FM CD player
- **VDO instrument module**
  - Depth sounder/clock
  - Fuel gauge
  - Hour meter
  - Odometer
  - Oil pressure
  - Sea water temperature
  - Speedometer
  - Tachometer
  - Temperature gauge
  - Trim gauge
  - Trip hour meter
  - Trip odometer
  - Volt meter
  - Warning lights and audible alarms
    - High engine temperature
    - Low oil pressure
    - Shallow water

\*Woodgrain accents

## SYSTEMS

- Battery, Interstate®
- Bilge blower
- Bilge pump, automatic
- Electric horn
- Power steering
- Power trim and tilt
- Wire harness
  - Routed through PVC conduit in floor

## CANVAS

- **Choice of bimini or convertible top**
- Stainless steel top hardware with bimini top

## TRAILER

- **Sure-Load™ custom matched trailer**
- **Disc brakes, surge**
- Integrated step pads
- Keel rollers
- Radial tires
- Single axle
- Submersible lighting
- Swing-away tongue
  - (n/a with galvanized trailer)
- Tie-down straps (3)
- Tongue jack
- Treated bunks, carpeted (4)
- Treated side guides, carpeted
- Welded tube construction, 11 gauge
- Welded winch post

## POWER OPTIONS

- 4.3 GL/SX 190 hp
- 5.0 GL/SX 220 hp\*
- 5.0 Gi/SX 250 hp\*

## OPTIONS

- Graphics, sport
- Hour meter
- Prop, stainless (exchange SX only)
- Remote oil filter
- Seat cushion, bow fill-ins
- Seating, flip-up bolster exchange for lounge
- Seating, SunSport Interior
- Swim platform, extended
- Wakeboard tower
- Walk-thru door

## CANVAS OPTIONS

- Bimini top
- Cockpit and forward cover
- Cockpit cover
- Convertible top
- Full canvas
- Mooring cover

## TRAILER OPTIONS

- Disc brakes, tandem
- Galvanized trailer
- Spare tire and wheel
- Spare tire and wheel, aluminum or galvanized
- Tandem axle
- Wheel, aluminum (each)



# 190 HORIZON

## HULL AND DECK

- 100% **Armorcoat® gel-coat**
- Bow and stern eyes, stainless steel
- Bow rails, through bolted, stainless steel
- Cleats, stainless steel (6)
- Engine vents, transom mounted
- Fiberglass stringers
- Graphics standard
- Horn, concealed
- Navigation lights
- Rub rail, aluminum with vinyl insert
- Stable-Vee® hull
- Step pads, anti-skid
- Stern rail with ski eye, stainless steel
- Swim platform, integrated, anti-skid
  - Assist handle
  - Ladder, angled, deep reach, concealed
- **Two-tone gel color choices – navy, red, green, taupe or black**
- Windshield with walk-thru
  - Full aluminum framed safety glass
  - Stainless steel supports
- NMMA certification
- Meets applicable USCG and ABYC standards

## BOW

- Anchor locker
- Anti-skid floor
- Drink holders (2)
- Full fiberglass construction
- Seating:
  - Hinged bow seats
  - Removable bow cushion
- Storage, beneath bow seats
  - Removable carpet

## COCKPIT

- Anti-skid floor
- Built-in arm rest, port and starboard
- **Cockpit carpet, diamond pattern, snap-in, 28 oz.**
- Courtesy lights
- Drink holders (4)
- **Fiberglass liner**
- Engine compartment:
  - All composite construction
  - Fiberglass motor hood, insulated
  - Gel-coated bilge
- Marine grade vinyl
- Port console:
  - Cooler, insulated, overboard draining
  - Glovebox, lockable
  - Passenger assist handles
- Seating:
  - Hi-lo positioning jump seats
  - Two adjustable back-to-back loungers
    - Duraframe® construction
    - Kick-up head rests in lounge position
- Speakers, Sony® (4)
- Storage:
  - Hidden top storage
  - In-floor ski locker
    - Hinged lid
    - Large enough for skis, kneeboards and wakeboards
    - Raised floor, removable carpet
  - Multi-level side wall storage

## HELM AREA

- Compass
- Emergency engine shut-off
- Lighted switches
- Receptacle, 12 volt
- Steering, tilt wheel
  - Soft touch
- Stereo, Sony® AM/FM CD player
- **VDO instrument module**
  - Depth sounder/clock
  - Fuel gauge
  - Hour meter
  - Odometer
  - Oil pressure
  - Sea water temperature
  - Speedometer
  - Tachometer
  - Temperature gauge
  - Trim gauge
  - Trip hour meter
  - Trip odometer
  - Volt meter
  - Warning lights and audible alarms
    - High engine temperature
    - Low oil pressure
    - Shallow water
- Woodgrain accents

## SYSTEMS

- Battery, Interstate®
- Bilge blower
- Bilge pump, automatic
- Electric horn
- Power steering
- Power trim and tilt
- Wire harness
  - Routed through PVC conduit in floor

## CANVAS

- **Choice of bimini or convertible top**
- Stainless steel top hardware with bimini top

## TRAILER

- **Sure-Load™ custom matched trailer**
- **Disc brakes, surge**
- Integrated step pads
- Keel rollers
- Radial tires
- Single axle
- Submersible lighting
- Swing-away tongue
  - (n/a with galvanized trailer)
- Tie-down straps (3)
- Tongue jack
- Treated bunks, carpeted (4)
- Treated side guides, carpeted
- Welded tube construction, 11 gauge
- Welded winch post

## POWER OPTIONS

- 4.3 GL/SX 190 hp
- 5.0 GL/SX 220 hp
- 5.0 Gi/SX 250 hp

## OPTIONS

- Graphics, sport
- Hour meter
- Prop, stainless (exchange SX only)
- Remote oil filter
- Seat cushion, bow fill-in
- Seating, flip-up bolster exchange for lounge
- Seating, SunSport Interior
- Swim platform, extended
- Table with mount
- Wakeboard tower
- Walk-thru door

## CANVAS OPTIONS

- Bimini top
- Cockpit and forward cover
- Cockpit cover
- Convertible top
- Full canvas
- Mooring cover

## TRAILER OPTIONS

- Disc brakes, tandem
- Galvanized trailer
- Spare tire and wheel
- Spare tire and wheel, aluminum or galvanized
- Tandem axle
- Wheel, aluminum (each)





## 200 HORIZON

### HULL AND DECK

- 100% **Armorcite®** gel-coat
- Bow and stern eyes, stainless steel
- Bow rails, through bolted, stainless steel
- Cleats, stainless steel (6)
- Engine vents, transom mounted
- Fiberglass stringers
- Graphics standard
- Horn, concealed
- Navigation lights
- Rub rail, rigid vinyl with stainless steel insert
- Stable-Vee® hull
- Step pads, anti-skid
- Stern rail with ski eye, stainless steel
- Swim platform, integrated, anti-skid
  - Assist handle
  - Ladder, angled, deep reach, concealed
- **Two-tone gel color choices – navy, red, green, taupe or black**
- Windshield with walk-thru
  - Full aluminum framed safety glass
  - Stainless steel supports
- NMMA certification
- Meets applicable USCG and ABYC standards

### BOW

- Anchor locker
  - Notch in lid for line
  - Overboard draining
- Anti-skid floor
- Drink holders (2)
- Full fiberglass construction
- Molded bow access step
- Seating:
  - Forward backrest
  - Hinged bow seats
  - Removable bow cushion
- Storage, beneath bow seats

### COCKPIT

- Anti-skid floor
- Coaming boards, composite construction
  - Built-in lockable glove box, port
  - Built-in arm rest, port and starboard
  - Integrated speakers
- **Cockpit carpet, diamond pattern, snap-in, 28 oz.**
- Courtesy lights
- Drink holders (6)
- **Fiberglass liner**
- Engine compartment:
  - All composite construction
  - Fiberglass motor hood, insulated
  - Gel-coated bilge
- Marine grade vinyl
- Port console:
  - Cooler, insulated, overboard draining
  - Glovebox, lockable
  - Passenger assist handles
- Seating:
  - Hi-lo positioning jump seats
  - Two adjustable back-to-back loungers
    - Duraframe® construction
    - Kick-up head rests in lounge position
- Speakers, Sony® (4)
- Storage:
  - Beneath back to back loungers
  - Hidden port storage
  - In-floor ski locker
    - Hinged lid
    - Large enough for skis, kneeboards and wakeboards
    - Raised floor, removable carpet
  - Multi-level side wall storage

### HELM AREA

- **Compass**
- Emergency engine shut-off
- Lighted switches
- Receptacle, 12 volt
- **Steering, tilt wheel**
  - Soft touch
- **Stereo, Sony® AM/FM CD player**
- **VDO instrument module**
  - Depth sounder/clock
  - Fuel gauge
  - Hour meter
  - Odometer
  - Oil pressure
  - Sea water temperature
  - Speedometer
  - Tachometer
  - Temperature gauge
  - Trim gauge
  - Trip hour meter
  - Trip odometer
  - Volt meter
  - Warning lights and audible alarms

- High engine temperature
- Low oil pressure
- Shallow water

- Woodgrain accents

### SYSTEMS

- Battery, Interstate®
- Bilge blower
- Bilge pump, automatic
- Electric horn
- Power steering
- Power trim and tilt
- Wire harness
  - Routed through PVC conduit in floor

### CANVAS

- **Choice of bimini or convertible top**
- Stainless steel top hardware with bimini top

### TRAILER

- **Sure-Load™ custom matched trailer**
- **Disc brakes, surge**
- Integrated step pads
- Keel rollers
- Radial tires
- Single axle
- Submersible lighting
- Swing-away tongue
  - (n/a with galvanized trailer)
- Tie-down straps (3)
- Tongue jack
- Treated bunks, carpeted (4)
- Treated side guides, carpeted
- Welded tube construction, 11 gauge
- Welded winch post

### POWER OPTIONS

- 5.0 GL/SX 220 hp
- 5.0 GL/Duoprop® 220 hpt
- 5.0 Gi/SX 250 hp
- 5.0 Gi/Duoprop® 250 hpt
- 5.7 GS/SX 250 hp
- 5.7 GS/Duoprop® 250 hpt
- 5.7 GS/SX 280 hp
- 5.7 GS/Duoprop® 280 hpt
- † Duoprop® includes stainless steel propellers

### OPTIONS

- Engine flush-out kit
- Graphics, sport
- Hour meter
- Prop, stainless (exchange SX only)
- Remote oil filter
- Seat cushion, bow fill-in
- Seating, flip-up bolster exchange for lounge
- Seating, SunSport Interior
- Swim platform, extended
- Table with mount
- Wakeboard tower
- Walk-thru door
- Windshield wiper, starboard

### CANVAS OPTIONS

- Bimini top
- Cockpit and forward cover
- Cockpit cover
- Convertible top
- Full canvas
- Mooring cover

### TRAILER OPTIONS

- Disc brakes, tandem
- Galvanized trailer
- Spare tire and wheel
- Spare tire and wheel, aluminum or galvanized
- Tandem axle
- Wheel, aluminum (each)



## 210 HORIZON

### HULL AND DECK

- 100% **Armorcite®** gel-coat
- Bow light, stainless steel
- Bow and stern eyes, stainless steel
- Bow rails, through bolted, stainless steel
- Chrome plated brass thru-hull fittings where applicable
- Cleats, euro style, stainless steel (6)
- Engine air scoops, side deck
- Fiberglass stringers
- Graphics standard
- Horn, concealed
- Navigation lights
- Rub rail, rigid vinyl with stainless steel insert
- Stable-Vee® hull
- Stainless steel gas cap
- Step pads, anti-skid
- Stern rail with ski eye, stainless steel
- Swim platform, integrated, anti-skid, contoured toe rail
  - Assist handle
  - Ladder, angled, deep reach, concealed
  - Storage tub, self draining
- **Two-tone gel color choices – navy, red, green, taupe or black**
- Windshield with walk-thru
  - Full powder coated aluminum framed safety glass
  - Stainless steel supports
- NMMA certification
- Meets applicable USCG and ABYC standards

### BOW

- Anchor locker
  - Notch in lid for line
  - Overboard draining
- Anti-skid floor
- Drink holders (4)
- Fender storage with fenders (2)
- Seating:
  - Canted wrap around backrests
  - Hinged bow seats with contoured thigh support
- Storage:
  - Beneath bow seats
  - Walk-thru lockers (2)

### COCKPIT

- Anti-skid floor
- Coaming boards
  - Built-in arm rest, port and starboard
- **Cockpit carpet, diamond pattern, snap-in, 40 oz.**
- Courtesy lights
- Drink holders (6)
- Engine compartment:
  - All composite construction
  - Fiberglass motor hood, insulated
    - Assist handle
    - **Electric engine hatch**
  - Molded engine liner
- **Fiberglass liner**
- Marine grade vinyl
- Port console:
  - Cooler, insulated, overboard draining
  - Drink holder (1)
  - Glovebox, lockable
  - Passenger assist handles
- Seating:
  - **Adjustable bucket seats with flip-up bolster**
  - L-shape stern seating
    - 36 qt carry-on cooler beneath hinged seat
    - Flip-down stern seat for engine inspection
- Speakers, Sony® (4)
- Storage:
  - In-floor ski locker
  - Hinged lid
  - Large enough for skis, kneeboards and wakeboards
  - Multi-level side wall storage
- **Walk-thru transom**

### HELM AREA

- **Compass**
- Drink holder (1)
- Emergency engine shut-off
- Lighted switches
- Receptacle, 12 volt
- **Steering, tilt wheel**
- **Stereo, Sony® AM/FM CD player, passenger accessible**
- **VDO instrument module**
  - Depth sounder/clock
  - Fuel gauge
  - Hour meter
  - Odometer
  - Oil pressure
  - Sea water temperature
  - Speedometer
  - Tachometer
  - Temperature gauge
  - Trim gauge
  - Trip hour meter
  - Trip odometer
  - Volt meter
  - Warning lights and audible alarms

- Hour meter
- Odometer
- Oil pressure
- Sea water temperature
- Speedometer
- Tachometer
- Temperature gauge
- Trim gauge
- Trip hour meter
- Trip odometer
- Volt meter
  - Warning lights and audible alarms
    - High engine temperature
    - Low oil pressure
    - Shallow water
- Woodgrain accents

### SYSTEMS

- Battery, Interstate®
- Bilge blower
- Bilge pump, automatic
- Electric horn
- Power steering
- Power trim and tilt
- Wire harness
  - Routed through PVC conduit in floor

### CANVAS

- **Choice of bimini or convertible top**
- Stainless steel top hardware

### TRAILER

- **Sure-Load™ custom matched trailer**
- **Disc brakes, surge**
- Integrated step pads
- Keel rollers
- Radial tires
- Submersible lighting
- Swing-away tongue
  - (n/a with galvanized trailer)
- Tandem axle
  - Single axle brakes
- Tie-down straps (3)
- Tongue jack
- Treated bunks, carpeted (4)
- Treated side guides, carpeted
- Welded tube construction, 11 gauge
- Welded winch post

### POWER OPTIONS

- 5.0 GL/SX 220 hp
- 5.0 GL/Duoprop® 220 hp†
- 5.0 Gi/SX 250 hp
- 5.0 Gi/Duoprop® 250 hp†
- 5.7 GS/SX 250 hp
- 5.7 GS/Duoprop® 250 hp†
- 5.7 GS/SX 280 hp
- 5.7 GS/Duoprop® 280 hp†
- 5.7 GXi/SX 315hp
- 5.7 GXi/Duoprop® 315 hp†
- † Duoprop® includes stainless steel propellers

### OPTIONS

- Docking lights
- Engine flush-out kit
- Graphics, sport
- Hour meter
- Prop, stainless (exchange SX only)
- Remote oil filter
- Seat cushion, aft fill-in (with U-wrap)
- Seat cushion, bow fill-in
- Seating, double-wide lounge, port
- Seating, U-wrap interior
- Shower, aft
- Stereo remote with display at swim platform
- Swim platform, extended
- Table with mount
- Thru-transom exhaust, Quick & Quiet Plus
- Wakeboard tower
- Walk-thru door
- Windshield wiper, starboard

### CANVAS OPTIONS

- Bimini top
- Camper canvas
- Cockpit and forward cover
- Cockpit cover
- Convertible top
- Full canvas
- Mooring cover
- Windshield connector for bimini top (clear)

### TRAILER OPTIONS

- Disc brakes, tandem
- Galvanized trailer
- Spare tire and wheel
- Spare tire and wheel, aluminum or galvanized
- Wheel, aluminum (each)



## 230 HORIZON

### HULL AND DECK

- 100% **Armorcoat® gel-coat**
- Bow light, stainless steel
- Bow and stern eyes, stainless steel
- Bow rails, through bolted, stainless steel
- Chrome plated brass thru-hull fittings where applicable
- Cleats, euro style, stainless steel (6)
- Engine air scoops, side deck
- Fiberglass stringers
- Graphics standard
- Horn, concealed
- Navigation lights
- Rub rail, rigid vinyl with stainless steel insert
- Stable-Vee® hull
- Stainless steel gas cap
- Step pads, anti-skid
- Stern rail with ski eye, stainless steel
- Swim platform, integrated, anti-skid, contoured toe rail
  - Assist handle
  - Ladder, angled, deep reach, concealed
  - Storage tub, self draining
- **Two-tone gel color choices – navy, red, green, taupe or black**
- Windshield with walk-thru
  - Full powder coated aluminum framed safety glass
  - Stainless steel supports
- NMMA certification
- Meets applicable USCG and ABYC standards

### BOW

- Anchor locker
  - Notch in lid for line
  - Overboard draining
- Anti-skid floor
- Drink holders (4)
- Fender storage with fenders (2)
- Full fiberglass enclosed head
  - Opening port lite with screen
  - **Porta-Porti**
  - Removable carpet
- Recessed storage with drink holders
- Seating:
  - Cantled wrap around backrests
  - Hinged bow seats with contoured thigh support
- Storage:
  - Beneath bow seats
  - Walk-thru locker

### COCKPIT

- Anti-skid floor
- Coaming boards
  - Built-in arm rest, port and starboard
- **Cockpit carpet, diamond pattern, snap-in, 40 oz.**
- Courtesy lights
- Drink holders (6)
- Engine compartment:
  - All composite construction
  - Fiberglass motor hood, insulated
  - Assist handle
  - **Electric engine hatch**
  - Molded engine liner
- **Fiberglass liner**
- Marine grade vinyl
- Port console:
  - Cooler, insulated, overboard draining
  - Drink holder (1)
  - Glovebox, lockable
  - Passenger assist handle
- Seating:
  - **Adjustable bucket seats with flip-up bolster**
  - L-shape stern seating
    - 36 qt carry-on cooler beneath hinged seat
    - Flip-down stern seat for engine inspection
- Speakers, Sony® (4)
- Storage:
  - In-floor ski locker
    - Hinged lid
    - Large enough for skis, kneeboards and wakeboards
  - Multi-level side wall storage
- **Walk-thru transom**

### HELM AREA

- **Compass**
- Drink holder (1)
- Emergency engine shut-off
- Lighted switches
- Receptacle, 12 volt
- **Steering, tilt wheel**
- **Stereo, Sony® AM/FM CD player, passenger accessible**
- **VDO instrument module**
  - Depth sounder/clock
  - Fuel gauge
  - Hour meter
  - Odometer
  - Oil pressure
  - Sea water temperature

- Speedometer
  - Tachometer
  - Temperature gauge
  - Trim gauge
  - Trip hour meter
  - Trip odometer
  - Volt meter
  - Warning lights and audible alarms
    - High engine temperature
    - Low oil pressure
    - Shallow water
  - Woodgrain accents
- ### SYSTEMS
- Battery, Interstate®
  - Bilge blower
  - Bilge pump, automatic
  - Electric horn
  - Power steering
  - Power trim and tilt
  - Wire harness
    - Routed through PVC conduit in floor

### CANVAS

- **Choice of bimini or convertible top**
- Stainless steel top hardware

### TRAILER

- **Sure-Load™ custom matched trailer**
- **Disc brakes, surge**
- Integrated step pads
- Keel rollers
- Radial tires
- Submersible lighting
- Swing-away tongue (n/a with galvanized trailer)
- Tandem axle
  - Single axle brakes
- Tie-down straps (3)
- Tongue jack
- Treated bunks, carpeted (4)
- Treated side guides, carpeted
- Welded tube construction, 11 gauge
- Welded winch post

### POWER OPTIONS

- 5.0 Gi/SX 250 hp
- 5.0 Gi/Duoprop® 250 hp¹
- 5.7 GS/SX 250 hp
- 5.7 GS/Duoprop® 250 hp¹
- 5.7 GSi/SX 280 hp
- 5.7 GSi/Duoprop® 280 hp¹
- 5.7 GXi/SX 315 hp¹
- 5.7 GXi/Duoprop® 315 hp¹
- 7.4 GSi/Duoprop® 385 hp¹
- 8.1 Gi/Duoprop® 375 hp¹
- <sup>1</sup>Duoprop® includes stainless steel propellers

### OPTIONS

- Batteries, dual with switch
- Cockpit refreshment center: dual batteries, refrigerator, sink with pressurized water system (7 gal/27 L), counter top, and trash receptacle (with L-shape seating only)
- Docking lights
- Engine flush-out kit
- Graphics, sport
- Head, pump-out
- Hour meter
- Prop, stainless (exchange SX only)
- Remote oil filter (standard on 7.4 GSi and 8.1 Gi engines)
- Seat cushion, aft fill-in (with U-wrap)
- Seat cushion, bow fill-in
- Seating, double-wide lounge, port
- Seating, U-wrap interior
- Shower, aft
- Stereo remote with display at swim platform
- Swim platform, extended
- Table with mount
- Thru-transom exhaust, Quick & Quiet Plus
- Trim tabs, hydraulic
- Wakeboard tower
- Walk-thru door
- Windshield wiper, starboard

### CANVAS OPTIONS

- Bimini top
- Camper canvas
- Cockpit and forward cover
- Cockpit cover
- Convertible top
- Full canvas
- Mooring cover
- Windshield connector for bimini top (clear)

### TRAILER OPTIONS

- Disc brakes, tandem
- Galvanized trailer
- Spare tire and wheel
- Spare tire and wheel, aluminum or galvanized
- Wheel, aluminum (each)

## 260 HORIZON

### HULL AND DECK

- 100% **Armorcoat® gel-coat**
- Bow light, stainless steel
- Bow and stern eyes, stainless steel
- Bow rails, through bolted, stainless steel
- Chrome plated brass thru-hull fittings where applicable
- Cleats, euro style, stainless steel (6)
- Engine air scoops, side deck
- Fiberglass stringers
- Graphics standard
- Horn, concealed
- Navigator lights
- Rub rail, rigid vinyl with stainless steel insert
- Stable-Vee® hull
- Stainless steel gas cap
- Step pads, anti-skid
- Stern rail with ski eye, stainless steel
- Swim platform, integrated, anti-skid, contoured toe rail
  - Assist handle
  - Ladder, angled, deep reach, concealed
  - Storage tub, self draining
- **Two-tone gel color choices – navy, red, green, taupe or black**
- Windshield with walk-thru
  - Full powder coated aluminum framed safety glass
  - Stainless steel supports
- NMMA certification
- Meets applicable USCG and ABYC standards

### BOW

- Anchor locker
  - Notch in lid for line
  - Overboard draining
- Anti-skid floor
- Drink holders (4)
- Full fiberglass enclosed head
  - Opening port lite with screen
  - **Porta-Porti**
  - Removable carpet
- Recessed storage with drink holders
- Seating:
  - Cantled wrap around backrests
  - Hinged bow seats with contoured thigh support
- Storage:
  - Beneath bow seats
  - Walk-thru locker

### COCKPIT

- Anti-skid floor
- Coaming boards
  - Built-in arm rest, port and starboard
- **Cockpit carpet, diamond pattern, snap-in, 40 oz.**
- Courtesy lights
- Drink holders (6)
- Engine compartment:
  - All composite construction
  - Fiberglass motor hood, insulated
  - Assist handle
  - **Electric engine hatch**
  - Molded engine liner
- **Fiberglass liner**
- Marine grade vinyl
- Port console:
  - Cooler, insulated, overboard draining
  - Drink holder (1)
  - Glovebox, lockable
  - Passenger assist handle
- Seating:
  - **Adjustable bucket seats with flip-up bolster**
  - L-shape stern seating
    - 36 qt carry-on cooler beneath hinged seat
    - Flip-down stern seat for engine inspection
- Speakers, Sony® (4)
- Storage:
  - In-floor ski locker
    - Hinged lid
    - Large enough for skis, kneeboards and wakeboards
  - Multi-level side wall storage
- **Walk-thru transom**

### HELM AREA

- **Compass**
- Drink holder (1)
- Emergency engine shut-off
- Lighted switches
- Receptacle, 12 volt
- **Steering, tilt wheel**
- **Stereo, Sony® AM/FM CD player, passenger accessible**
- **VDO instrument module**
  - Depth sounder/clock
  - Fuel gauge
  - Hour meter
  - Odometer

- Oil pressure
  - Sea water temperature
  - Speedometer
  - Tachometer
  - Temperature gauge
  - Trim gauge
  - Trip hour meter
  - Trip odometer
  - Volt meter
  - Warning lights and audible alarms
    - High engine temperature
    - Low oil pressure
    - Shallow water
  - Woodgrain accents
- ### SYSTEMS
- Battery, Interstate®
  - Bilge blower
  - Bilge pump, automatic
  - Electric horn
  - Power steering
  - Power trim and tilt
  - Wire harness
    - Routed through PVC conduit in floor

### CANVAS

- **Bimini top**
- Stainless steel top hardware

### TRAILER

- **Sure-Load™ custom matched trailer**
- **Disc brakes, surge**
- Integrated step pads
- Keel rollers
- Radial tires
- Submersible lighting
- Swing-away tongue (n/a with galvanized trailer)
- Tandem axle
  - Single axle brakes
- Tie-down straps (3)
- Tongue jack
- Treated bunks, carpeted (4)
- Treated side guides, carpeted
- Welded tube construction, 11 gauge
- Welded winch post

### POWER OPTIONS

- 5.7 GS/SX 250 hp
- 5.7 GS/Duoprop® 250 hp¹
- 5.7 GSi/Duoprop® 280 hp¹
- 5.7 GXi/Duoprop® 315 hp¹
- 7.4 GSi/Duoprop® 385 hp¹
- 8.1 Gi/Duoprop® 375 hp¹
- 8.1 GSi/Duoprop® 420 hp¹
- 8.2 GSi/Duoprop® 415 hp¹
- <sup>1</sup>Duoprop® includes stainless steel propellers

### OPTIONS

- Batteries, dual with switch
- Cockpit refreshment center: dual batteries, refrigerator, sink with pressurized water system (7 gal/27 L), counter top, and trash receptacle (with L-shape seating only)
- Docking lights
- Engine flush-out kit
- Graphics, sport
- Head, pump-out
- Hour meter
- Prop, stainless (exchange SX only)
- Remote oil filter (standard on 7.4 GSi, 8.1 Gi and 8.2 GSi engines)
- Seat cushion, aft fill-in (with U-wrap)
- Seat cushion, bow fill-in
- Seating, double-wide lounge, port
- Seating, U-wrap interior
- Shower, aft
- Stereo remote with display at swim platform
- Swim platform, extended
- Table with mount
- Thru-transom exhaust, Quick & Quiet Plus
- Trim tabs, hydraulic
- Walk-thru door
- Windshield wiper, starboard

### CANVAS OPTIONS

- Bimini top
- Camper canvas
- Cockpit and forward cover
- Cockpit cover
- Full canvas
- Mooring cover
- Windshield connector for bimini top (clear)

### TRAILER OPTIONS

- Disc brakes, tandem
- Galvanized trailer
- Spare tire and wheel
- Spare tire and wheel, aluminum or galvanized
- Wheel, aluminum (each)



## 280 HORIZON

### HULL AND DECK

- 100% **Armorcoat® gel-coat**
- Bow light, stainless steel
- Bow and stern eyes, stainless steel
- Bow rails, through bolted, stainless steel
- Chrome plated brass thru-hull fittings where applicable
- Cleats, euro style, stainless steel (6)
- Dockside power inlet
- Engine air scoops, triple intake, side deck
- Fiberglass stringers
- Graphics standard
- Horn, concealed
- Navigation lights
- **Props, stainless steel**
- Rub rail, rigid vinyl with stainless steel insert
- **Shower, aft**
- Stable-Vee® hull
- Stainless steel gas cap
- Step pads, anti-skid
- Stern rail with ski eye, stainless steel
- Swim platform, integrated, anti-skid, contoured toe rail
  - Assist handle
  - Ladder, angled, deep reach, concealed
  - Storage tub, self draining
- **Trim tabs, hydraulic**
- **Two-tone gel color choices - navy, red, green, taupe or black**
- Windshield with walk-thru
  - Full powder coated aluminum framed safety glass
  - Stainless steel supports
- NMMA certification
- Meets applicable USCG and ABYC standards

### BOW

- Anchor locker
  - Notch in lid for line
  - Overboard draining
- Anti-skid floor
- Drink holders (4)
- Full fiberglass enclosed head
  - Bathroom tissue holder
  - Opening port lite with screen
  - Overhead lighting
  - Receptacle, 110V
  - Removable carpet
  - Sink with pressurized water
  - Storage locker
  - **Vacu-flush head, porcelain**
- Recessed storage with drink holders
- Seating:
  - Canted wrap around backrests
  - Hinged bow seats with contoured thigh support
- Storage:
  - Beneath bow seats
  - Walk-thru locker

### COCKPIT

- Anti-skid floor
- Battery management system with isolated engine start and ship's system circuits
- Coaming boards
  - Built-in arm rest, starboard
- **Cockpit carpet, diamond pattern, snap-in, 40 oz.**
- **Cockpit refreshment center**
  - Dual batteries
  - Receptacle, 110V
  - Refrigerator
  - Sink with pressurized water
  - Corian® counter top
  - Trash receptacle
- Courtesy lights
- Drink holders (7)
- Engine compartment:
  - All composite construction
  - Fiberglass motor hood, insulated
    - Assist handle
    - **Electric engine hatch**
  - Molded engine liner
- Fiberglass liner
- Marine grade vinyl
- Seating:
  - **Double wide helm, adjustable drivers side with flip-up bolster**
  - Under seat storage
  - C-wrap stern seating
    - 36 qt carry-on cooler beneath hinged seat
    - Flip-down stern seat for engine inspection

- Speakers, Sony® (4)
- Storage:
  - Beneath port and starboard seating
  - In-floor ski locker
    - Hinged lid, fore and aft
    - Large enough for skis, kneeboards and wakeboards
  - Multi-level side wall storage
- **Walk-thru transom**
- Windshield wiper, starboard

### HELM AREA

- Compass
- Drink holder (1)
- Emergency engine shut-off
- High performance shift and throttle controls
- Instrumentation:
  - Depth sounder
  - Fuel gauge
  - Oil pressure
  - Shallow water alarm
  - Speedometer
  - Tachometer
  - Temperature gauge
  - Trim gauge
  - Volt meter
- Lighted switches
- Receptacle, 12 volt
- **Steering, tilt wheel**
- Stereo remote with display
- Woodgrain accents

### SYSTEMS

- Batteries, dual with switch
- Bilge blower
- Bilge pump, automatic
- Electric horn
- Power steering
- Power trim and tilt
- Prop, stainless steel
- Remote oil filter(s)
- **Stereo, Sony® AM/FM CD player**
- Wire harness
  - Routed through PVC conduit in floor

### CANVAS

- **Bimini top**
- Stainless steel top hardware

### POWER OPTIONS

- 7.4 GSi/DuoProp® 385 hp¹
- 8.1 GSi/DuoProp® 375 hp¹
- 8.1 GSi/DuoProp® 420 hp¹
- 8.2 GSi/DuoProp® 415 hp¹
- Twin 5.0 GSi/SX 250 hp¹
- Twin 5.7 GSi/SX 315 hp¹
- ¹Stainless steel propellers standard

### OPTIONS

- CD changer, 10 disc
- Docking lights
- Engine flush-out kit
- Graphics, sport
- Grey water system with holding tank
- Hour meter
- Seat cushion, aft fill-in
- Seat cushion, bow fill-in
- Stereo remote with display at swim platform
- Swim platform, extended
- Table with mount
- Thru-transom exhaust, Quick & Quiet Plus
- VHF radio
- Walk-thru door
- Windlass with rope, chain and anchor

### CANVAS OPTIONS

- Bimini top
- Camper canvas
- Cockpit and forward cover
- Cockpit cover
- Full canvas
- Mooring cover
- Windshield connector for bimini top (clear)

### TRAILER OPTIONS

- Sure-Load™ custom matched tandem axle trailer with tandem disc brakes
- Tri-axle trailer with tri-axle brakes (req. with twin engines)
- Galvanized trailer
- Spare tire and wheel
- Spare tire and wheel, aluminum or galvanized
- Wheel, aluminum (each)

## 214 FUNSHIP

### HULL AND DECK

- 100% **Armorcoat® gel-coat**
- Bow and stern eyes, stainless steel
- Bow rails, through bolted, stainless steel
- Cleats, stainless steel, four bolt (6)
- Docking lights
- Engine vents, transom mounted\*
- Graphics standard
- Horn, concealed
- Navigation lights
- Rub rail, aluminum with vinyl insert
- Ski tow, stainless steel\*
- Step pads, anti-skid
- Swim platform (2), fore and aft, integrated, anti-skid
  - Ladders (2), angled, deep reach, concealed
- **Two-tone gel color choices - navy, red, green, taupe or black**
- NMMA certification
- Meets applicable USCG and ABYC standards

### BOW

- Anchor locker with hidden ladder
  - Overboard draining
- Anti-skid floor
- Courtesy lights
- Drink holders (3)
- Passenger assist handles
- Speakers, Sony® (2)
- Storage:
  - Beneath bow seat
  - In-floor locker
    - Large enough for skis, kneeboards and wakeboards
    - Raised floor, removable carpet

### COCKPIT

- **Cockpit carpet, diamond pattern, snap-in, 40 oz.**
- Courtesy lights
- Drink holders (4)
- Engine compartment\*:
  - Fiberglass motor hood, insulated
  - Gel coated bilge
- **Fiberglass liner**
  - Anti-skid floor
  - Self bailing
- Marine grade vinyl
- Port console:
  - Cooler, built-in, overboard draining
  - Sink with pressurized water
  - Trash receptacle
- Port entry door
- Seating:
  - **Double-wide "Buddy" helm seat**
  - Adjustable fore and aft
  - Swivel
  - L-shape lounge
- Speakers, Sony® (2)
- Storage:
  - Beneath L-shape seating
  - Side wall
- Starboard console:
  - Enclosed head
    - Opening port lite with screen
    - Overhead lighting
  - **Porta-potti**
- **Table with mount, aft**

### HELM AREA

- Compass
- Drink holders (2)
- Emergency engine shut-off
- Lighted switches
- Receptacle, 12 volt
- **Steering, tilt wheel\***
  - Soft touch
  - Four spoke
- **Stereo, Sony® AM/FM CD player**
- VDO gauges
  - Depth sounder

- Fuel gauge
- Oil pressure\*
- Speedometer
- Tachometer
- Temperature gauge
- Trim gauge
- Volt meter
- Woodgrain accents
- Windscreen
- **SYSTEMS**
- Battery, Interstate®
- Bilge blower\*
- Bilge pump, automatic
- Electric horn
- Potable water, pressurized
- Power steering\*
- Power trim and tilt
- Wire harness
  - Routed through PVC conduit in floor

### CANVAS

- **Bimini top**
- Stainless steel top hardware

### TRAILER

- **Sure-Load™ custom matched trailer**
- **Disc brakes, surge**
- Integrated step pads
- Keel rollers
- Radial tires
- Submersible lighting
- Swing-away tongue (n/a with galvanized trailer)
- Tandem axle
  - Single axle brakes
- Tie-down straps (3)
- Tongue jack
- Treated bunks, carpeted
- Treated side guides, carpeted
- Welded tube construction, 11 gauge
- Welded winch post

### POWER OPTIONS

- 150 VV OB
- 150 Ficht® PX OB
- 175 Ficht® PX OB
- 5.0 GSi/SX 220 hp
- 5.0 GSi/SX 250 hp
- 5.0 GSi/DuoProp® 250 hp¹
- 5.7 GSi/SX 250 hp
- 5.7 GSi/DuoProp® 250 hp¹
- 5.7 GSi/SX 280 hp
- 5.7 GSi/DuoProp® 280 hp¹
- ¹DuoProp® includes stainless steel propellers

### OPTIONS

- Engine flush-out kit\*
- Graphics, sport
- Head, pump-out
- Hour meter\*
- Prop, stainless (exchange SX only)
- Remote oil filter\*
- Seat cushions, bow fill-in
- Shower, forward
- Ski pylon (OB only)
- Stereo remote with display at swim platform, aft
- Table with floor mount, forward

### CANVAS OPTIONS

- Cockpit cover
- Mooring cover

### TRAILER OPTIONS

- Disc brakes, tandem
- Galvanized trailer
- Spare tire and wheel
- Spare tire and wheel, aluminum or galvanized
- Wheel, aluminum (each)

\* 214 I/O only





## 234 FUNSHIP

## HULL AND DECK

- 100% Armorcote® gel-coat
- Bow and stern eyes, stainless steel
- Cleats, stainless steel, four bolt (6)
- Docking lights
- Engine vents, transom mounted
- Graphics standard
- Horn, concealed
- Navigation lights
- Rub rail, rigid vinyl with stainless steel insert
- Ski tow, stainless steel
- Step pads, anti-skid
- Swim platforms, fore, aft extended, integrated, anti-skid
  - Ladders (2), angled, deep reach, concealed
- Two-tone gel color choices - navy, red, green, taupe or black
- Windshield with walk-thru
  - Full aluminum framed safety glass
  - Stainless steel supports
- NMMA certification
- Meets applicable USCG and ABYC standards

## BOW

- Anchor locker with hidden ladder
  - Overboard draining
- Anti-skid floor
- Built-in ice chest
- Courtesy lights
- Drink holders (4)
- Forward entry
- Passenger assist handles (2), stainless steel
- Removable cooler
- Speakers, Sony® (2)
- Starboard entry with door
- Storage:
  - Beneath bow seat
  - Removable carpet
  - In-floor locker
  - Hinged lid
  - Large enough for skis, kneeboards and wakeboards
  - Raised floor, removable carpet

## COCKPIT

- Cockpit carpet, diamond pattern, snap-in, 40 oz.
- Courtesy lights
- Drink holders (6)
- Engine compartment:
  - Fiberglass motor hood, insulated
  - Gel-coated bilge
- Fiberglass liner
  - Anti-skid floor
  - Self bailing
- Marine grade vinyl
- Port console:
  - Enclosed Head
    - Fiberglass liner
    - Opening port lite with screen
    - Overhead lighting
    - Porta-potti
    - Sink with pressurized water
    - Storage locker
  - Passenger assist handle, stainless steel
- Seating:
  - Adjustable bucket seat with flip-up bolsters
  - L-shape lounge
- Speakers, Sony® (2)
- Storage:
  - Beneath L-shape seating with hydraulic assist seat
  - Console locker, starboard
- Table with mount, aft
- Transom passenger assist handle, stainless steel

## HELM AREA

- Compass
- Emergency engine shut-off
- Lighted switches
- Receptacle, 12 volt
- Steering, tilt wheel
- Stereo, Sony® AM/FM CD player
- VDO instrument module
  - Depth sounder/clock
  - Fuel gauge
  - Hour meter
  - Odometer
  - Oil pressure
  - Sea water temperature
  - Speedometer
  - Tachometer
  - Temperature gauge

- Trim gauge
  - Trip hour meter
  - Trip odometer
  - Volt meter
  - Warning lights and audible alarms
    - High engine temperature
    - Low oil pressure
    - Shallow water
  - Woodgrain accents
- SYSTEMS**
- Battery, Interstate®
  - Bilge blower
  - Bilge pump, automatic
  - Electric horn
  - Power steering
  - Power trim and tilt
  - Wire harness
    - Routed through PVC conduit in floor

## CANVAS

- Bimini top
- Stainless steel top hardware

## TRAILER

- Sure-Load™ custom matched trailer
- Disc brakes, surge
- Integrated step pads
- Keel rollers
- Radial tires
- Submersible lighting
- Swing-away tongue
  - (in/a with galvanized trailer)
- Tandem axle
  - Single axle brakes
- Tie-down straps (3)
- Tongue jack
- Treated bunks, carpeted
- Treated side guides, carpeted
- Welded tube construction, 11 gauge
- Welded winch post

## POWER OPTIONS

- 5.0 GLSX 220 hp
  - 5.0 GSX 250 hp
  - 5.0 GSDuoProp® 250 hp<sup>1</sup>
  - 5.7 GSX 250 hp
  - 5.7 GSDuoProp® 250 hp<sup>1</sup>
  - 5.7 GS/SX 280 hp
  - 5.7 GS/DuoProp® 280 hp<sup>1</sup>
- <sup>1</sup> DuoProp® includes stainless steel propellers

## OPTIONS

- Engine flush-out kit
- Graphics, sport
- Head, pump-out
- Hour meter
- Prop, stainless (exchange SX only)
- Remote oil filter
- Seat cushions, bow fill-in
- Shower, forward and aft
- Stereo remote with display at swim platform, aft
- Table with floor mount, forward
- Walk-thru door

## CANVAS OPTIONS

- Cockpit and forward cover
- Mooring cover

## TRAILER OPTIONS

- Disc brakes, tandem
- Galvanized trailer
- Spare tire and wheel
- Spare tire and wheel, aluminum or galvanized
- Wheel, aluminum (each)



## 254 FUNSHIP

## HULL AND DECK

- 100% Armorcote® gel-coat
- Bow rails, through bolted, stainless steel
- Bow and stern eyes, stainless steel
- Cleats, stainless steel, four bolt (6)
- Docking lights
- Engine vents, transom mounted
- Graphics standard
- Horn, concealed
- Navigation lights
- Rub rail, rigid vinyl with stainless steel insert
- Ski tow, stainless steel
- Step pads, anti-skid
- Swim platforms, fore, aft extended, integrated, anti-skid
  - Ladders (2), angled, deep reach, concealed
- Two-tone gel color choices - navy, red, green, taupe or black
- Windshield with walk-thru
  - Full aluminum framed safety glass
  - Stainless steel supports
- NMMA certification
- Meets applicable USCG and ABYC standards

## BOW

- Anchor locker with hidden ladder
  - Overboard draining
- Anti-skid floor
- Built-in ice chest
- Courtesy lights
- Drink holders (4)
- Passenger assist handles (2), stainless steel
- Removable cooler
- Speakers, Sony® (2)
- Starboard entry with door
- Storage:
  - Beneath bow seat
  - Removable carpet
  - In-floor locker
  - Hinged lid
  - Large enough for skis, kneeboards and wakeboards
  - Raised floor, removable carpet

## COCKPIT

- Cockpit carpet, diamond pattern, snap-in, 40 oz.
- Cockpit refreshment center
  - Drink holders (3)
  - Ice chest, integrated
  - Passenger assist handle, stainless steel
  - Removable cooler
  - Sink with pressurized water
  - Storage compartment
  - Trash receptacle
- Courtesy lights
- Drink holders (5)
- Engine compartment:
  - Fiberglass motor hood, insulated
  - Gel-coated bilge
- Fiberglass liner
  - Anti-skid floor
  - Self bailing
- Marine grade vinyl
- Port console:
  - Enclosed Head
    - Fiberglass liner
    - Opening port lite with screen
    - Overhead lighting
    - Porta-potti
    - Sink with pressurized water
    - Storage locker
  - Passenger assist handle, stainless steel
- Seating:
  - Adjustable bucket seat with flip-up bolsters
  - L-shape lounge
- Speakers, Sony® (2)
- Storage:
  - Beneath L-shape seating, hydraulic assist seat
  - Console locker, starboard
  - In-floor storage locker
- Table with mount, aft
- Transom passenger assist handle, stainless steel

## HELM AREA

- Compass
- Emergency engine shut-off
- Lighted switches
- Receptacle, 12 volt
- Steering, tilt wheel
- Stereo, Sony® AM/FM CD player
- VDO instrument module
  - Depth sounder/clock

- Fuel gauge
- Hour meter
- Odometer
- Oil pressure
- Sea water temperature
- Speedometer
- Tachometer
- Temperature gauge
- Trim gauge
- Trip hour meter
- Trip odometer
- Volt meter
- Warning lights and audible alarms
  - High engine temperature
  - Low oil pressure
  - Shallow water
- Woodgrain accents

## SYSTEMS

- Battery, Interstate®
- Bilge blower
- Bilge pump, automatic
- Electric horn
- Power steering
- Power trim and tilt
- Wire harness
  - Routed through PVC conduit in floor

## CANVAS

- Bimini top
- Stainless steel top hardware

## TRAILER

- Sure-Load™ custom matched trailer
- Disc brakes, surge
- Integrated step pads
- Keel rollers
- Radial tires
- Submersible lighting
- Swing-away tongue
  - (in/a with galvanized trailer)
- Tandem axle
  - Single axle brakes
- Tie-down straps (3)
- Tongue jack
- Treated bunks, carpeted
- Treated side guides, carpeted
- Welded tube construction, 11 gauge
- Welded winch post

## POWER OPTIONS

- 5.7 GSX 250 hp
  - 5.7 GSDuoProp® 250 hp<sup>1</sup>
  - 5.7 GS/DuoProp® 280 hp<sup>1</sup>
  - 5.7 GX/DuoProp® 315 hp<sup>1</sup>
- <sup>1</sup> DuoProp® includes stainless steel propellers

## OPTIONS

- Engine flush-out kit
- Graphics, sport
- Head, pump-out
- Hour meter
- Prop, stainless (exchange SX only)
- Refrigerator
- Remote oil filter
- Seat cushions, bow fill-in
- Shower, forward and aft
- Stereo remote with display at swim platform, aft
- Table with floor mount, forward
- Walk-thru door

## CANVAS OPTIONS

- Cockpit and forward cover
- Mooring cover

## TRAILER OPTIONS

- Disc brakes, tandem
- Galvanized trailer
- Spare tire and wheel
- Spare tire and wheel, aluminum or galvanized
- Wheel, aluminum (each)





## 215 SUNDOWNER

### HULL AND DECK

- 100% **Armorcoat®** gel-coat
- Anchor locker
  - Notch in lid for line
  - Overboard draining
- Anti-skid deck
- Bow light, stainless steel
- Bow and stern eyes, stainless steel
- Bow rails, through bolted, stainless steel
- Chrome plated brass thru-hull fittings where applicable
- Cleats, euro style, stainless steel (6)
- Deck hatch, white translucent
- Engine air scoops, side deck
- Graphics standard
- Horn, concealed
- Navigation lights
- Port lites (2), opening with screens
- Rub rail, rigid vinyl with stainless steel insert
- Stable-Vee® hull
- Stainless steel gas cap
- Stern rail with ski eye, stainless steel
- Swim platform, integrated, anti-skid, contoured toe rail
  - Assist handle
  - Ladder, angled, deep-reach, concealed
  - Storage tub, self draining
- Two-tone gel color choices - navy, red, green, taupe or black
- Windshield with walk-thru
  - Full powder coated aluminum framed safety glass
  - Stainless steel supports
- NMMA certification
- Meets applicable USCG and ABYC standards

### COCKPIT

- Anti-skid floor
- Coaming boards
  - Built-in armrest, port and starboard
- Cockpit carpet, diamond pattern, snap-in, 40 oz.
- Courtesy lights
- Drink holders (6)
- Engine compartment:
  - All composite construction
  - Fiberglass motor hood, insulated
  - Assist handle
  - Electric engine hatch
  - Molded engine liner
- Fiberglass liner
- Marine grade vinyl
- Port console:
  - Drink holder (1)
  - Passenger assist handle
- Seating:
  - Adjustable bucket seats with flip-up bolster
  - L-shape stern seating
    - 36 qt carry-on cooler beneath hinged seat
    - Flip-down stern seat for engine inspection
- Speakers, Sony® (2)
- Storage:
  - In-floor storage
  - Multi-level side wall storage
- Walk-thru transom

### HELM AREA

- Compass
- Drink holder (1)
- Emergency engine shutoff
- Lighted switches
- Receptacle, 12 volt
- Steering, tilt wheel
- Stereo, Sony® AM/FM CD player, passenger accessible
- VDO instrumentation module:
  - Depth sounder/clock
  - Fuel gauge
  - Hour meter
  - Odometer
  - Oil pressure
  - Sea water temperature
  - Speedometer
  - Tachometer
  - Temperature gauge
  - Trim gauge
  - Trip hour meter
  - Trip odometer

- Volt meter
- Warning lights and audible alarms
  - High engine temperature
  - Low oil pressure
  - Shallow water
- Woodgrain accents

### CABIN

- Back rest converts to V-berth fill-in
- Dual bi-fold doors, removable
- Head, porta-potti, slide-out
- Lights, bullet
- Speakers, Sony® (2)
- Storage:
  - Beneath V-berth cushions
  - Shelves behind backrests
- Vinyl headliner

### SYSTEMS

- Batteries, Interstate®
- Bilge blower
- Bilge pump, automatic
- Electric horn
- Power steering
- Power trim and tilt
- Wire harness
  - Routed through PVC conduit in floor

### CANVAS

- Bimini top
- Stainless steel top hardware
- Windshield connector, clear

### TRAILER

- Sure-Load™ custom matched trailer
- Disc brakes, surge
- Integrated step pads
- Keel rollers
- Radial Tires
- Submersible lighting
- Swing-away tongue
  - (n/a with galvanized trailer)
- Tandem axle
  - Single axle brakes
- Tie-down straps (3)
- Tongue jack
- Treated bunks, carpeted (4)
- Treated side guides, carpeted
- Welded tube construction, 11 gauge
- Welded winch post

### POWER OPTIONS

- 5.0 GL/SX 220 hp
- 5.0 GL/DuoProp® 220 hp†
- 5.0 GS/SX 250 hp
- 5.0 GI/DuoProp® 250 hp†
- 5.7 GS/SX 250 hp
- 5.7 GS/DuoProp® 250 hp†
- 5.7 GS/SX 280 hp†
- 5.7 GS/DuoProp® 280 hp†
- 5.7 GX/SX 315 hp
- 5.7 GX/DuoProp® 315 hp†
- † DuoProp® includes stainless steel propellers

### OPTIONS

- Docking lights
- Engine flush-out kit
- Graphics, sport
- Head, pump-out
- Hour meter
- Prop, stainless (exchange SX only)
- Remote oil filter
- Seat cushion, aft fill-in (with U-wrap only)
- Seating, double-wide lounger, port
- Seating, U-wrap interior
- Shower, aft
- Stereo remote with display at swim platform
- Stove, one burner, butane
- Swim platform, extended
- Table with mount
- Thru-transom exhaust, Quick & Quiet Plus
- Windshield wiper, starboard

### CANVAS OPTIONS

- Camper canvas
  - Cockpit cover
  - Mooring cover
- ### TRAILER OPTIONS
- Disc brakes, tandem
  - Galvanized trailer
  - Spare tire and wheel
  - Spare tire and wheel, aluminum or galvanized
  - Wheel, aluminum (each)

## 235 SUNDOWNER

### HULL AND DECK

- 100% **Armorcoat®** gel-coat
- Anchor locker
  - Notch in lid for line
  - Overboard draining
- Anti-skid deck
- Bow light, stainless steel
- Bow and stern eyes, stainless steel
- Bow rails, through bolted, stainless steel
- Chrome plated brass thru-hull fittings where applicable
- Cleats, euro style, stainless steel (6)
- Deck hatch, white translucent
- Engine air scoops, side deck
- Graphics standard
- Horn, concealed
- Navigation lights
- Port lites (4), opening with screens
- Rub rail, rigid vinyl with stainless steel insert
- Stable-Vee® hull
- Stainless steel gas cap
- Stern rail with ski eye, stainless steel
- Swim platform, integrated, anti-skid, contoured toe rail
  - Assist handle
  - Ladder, angled, deep reach concealed
  - Storage tub, self draining
- Two-tone gel color choices - navy, red, green, taupe or black
- Windshield with walk-thru
  - Full powder coated aluminum framed safety glass
  - Stainless steel supports
- NMMA certification
- Meets applicable USCG and ABYC standards

### COCKPIT

- Anti-skid floor
- Coaming boards
  - Built-in armrest, port and starboard
- Cockpit carpet, diamond pattern, snap-in, 40 oz.
- Courtesy lights
- Drink holders (6)
- Engine compartment:
  - All composite construction
  - Fiberglass motor hood, insulated
  - Assist handle
  - Electric engine hatch
  - Molded engine liner
- Fiberglass liner
- Marine grade vinyl
- Port console:
  - Drink holder (1)
  - Passenger assist handle(s)
- Seating:
  - Adjustable bucket seats with flip-up bolster
  - L-shape stern seating
    - 36 qt carry-on cooler beneath hinged seat
    - Flip-down stern seat for engine inspection
- Speakers, Sony® (2)
- Storage:
  - In-floor storage
  - Multi-level side wall storage

### HELM AREA

- Compass
- Drink holder (1)
- Emergency engine shutoff
- Lighted switches
- Receptacle, 12 volt
- Steering, tilt wheel
- Stereo, Sony® AM/FM CD player, passenger accessible
- VDO instrument module
  - Depth sounder/clock
  - Fuel gauge
  - Hour meter
  - Odometer
  - Oil pressure
  - Sea water temperature
  - Speedometer
  - Tachometer
  - Temperature gauge
  - Trim gauge
  - Trip hour meter
  - Trip odometer
  - Volt meter
- Warning lights and audible alarms
  - High engine temperature
  - Low oil pressure
  - Shallow water
- Woodgrain accents

### CABIN

- Back rest converts to V-berth fill-in
- Dual bi-fold doors, removable
- Head, porta-potti, slide-out
- Lights, bullet
- Speakers, Sony® (2)
- Storage:
  - Beneath V-berth cushions
  - Shelves behind backrests
- Vinyl headliner

### SYSTEMS

- Battery, Interstate®
- Bilge blower
- Bilge pump, automatic
- Electric horn
- Power steering
- Power trim and tilt
- Wire harness
  - Routed through PVC conduit in floor

### CANVAS

- Bimini top
  - Stainless steel top hardware
  - Windshield connector, clear
- ### TRAILER
- Sure-Load™ custom matched trailer
  - Disc brakes, surge
  - Integrated step pads
  - Keel rollers
  - Radial Tires
  - Submersible lighting
  - Swing-away tongue
    - (n/a with galvanized trailer)
  - Tandem axle
    - Single axle brakes
  - Tie-down straps (3)
  - Tongue jack
  - Treated bunks, carpeted (4)
  - Treated side guides, carpeted
  - Welded tube construction, 11 gauge
  - Welded winch post

### POWER OPTIONS

- 5.0 GI/SX 250 hp
- 5.0 GI/DuoProp® 250 hp†
- 5.7 GS/SX 250 hp
- 5.7 GS/DuoProp® 250 hp†
- 5.7 GS/SX 280 hp†
- 5.7 GS/DuoProp® 280 hp†
- 5.7 GX/SX 315 hp†
- 5.7 GX/DuoProp® 315 hp†
- 7.4 GS/DuoProp® 385 hp†
- 8.1 GI/DuoProp® 375 hp†
- † DuoProp® includes stainless steel propellers

### OPTIONS

- Batteries, dual with switch
- Cockpit refreshment center: dual batteries, refrigerator, sink with pressurized water system (7 gal/27L), counter top, and trash receptacle (with L-shape seating only)
- Docking lights
- Engine flush-out kit
- Graphics, sport
- Head, pump-out
- Hour meter
- Prop, stainless (exchange SX only)
- Remote oil filter (standard on 7.4 GS† and 8.1 GI engines)
- Seat cushion, aft fill-in (with U-wrap only)
- Seating, double-wide lounger, port
- Seating, U-wrap interior
- Shower, aft
- Stereo remote with display at swim platform
- Stove, one burner, butane
- Swim platform, extended
- Table with mount
- Thru-transom exhaust, Quick & Quiet Plus
- Trim tabs, hydraulic
- Windshield wiper, starboard

### CANVAS OPTIONS

- Camper canvas
  - Cockpit cover
  - Mooring cover
- ### TRAILER OPTIONS
- Disc brakes, tandem
  - Galvanized trailer
  - Spare tire and wheel
  - Spare tire and wheel, aluminum or galvanized
  - Wheel, aluminum (each)



## 265 SUNDOWNER

### HULL AND DECK

- 100% **Amarcote®** gel-coat
- Anchor locker
  - Notch in lid for line
  - Overboard draining
- Anti-skid deck
- Bow light, stainless steel
- Bow and stern eyes, stainless steel
- Bow rails, through bolted, stainless steel
- Chrome plated brass thru-hull fittings where applicable
- Cleats, euro-style, stainless steel (6)
- Deck hatch, white translucent
- Engine air scoops, side deck
- Graphics standard
- Horn, concealed
- Navigation lights
- Port lites (4), opening with screens
- Rub rail, rigid vinyl with stainless steel insert
- Stable-Vee® hull
- Stainless steel gas cap
- Stern rail with ski eye, stainless steel
- Swim platform, integrated, anti-skid, contoured toe rail
  - Assist handle
  - Ladder, angled, deep-reach, concealed
  - Storage tub, self draining
- **Two-tone gel color choices - navy, red, green, taupe or black**
- Windshield with walk-thru
  - Full powder coated aluminum framed safety glass
  - Stainless steel supports
- NMMA certification
- Meets applicable USCG and ABYC standards

### COCKPIT

- Anti-skid floor
- Coaming boards
  - Built-in armrest, port and starboard
- **Cockpit carpet, diamond pattern, snap-in, 40 oz.**
- Courtesy lights
- Drink holders (6)
- Engine compartment:
  - All composite construction
  - Fiberglass motor hood, insulated
  - Assist handle
  - **Electric engine hatch**
  - Molded engine liner
- **Fiberglass liner**
- Marine grade vinyl
- Port console:
  - Drink holder (1)
  - Passenger assist handle
- Seating:
  - **Adjustable bucket seats with flip-up bolster**
  - L-shape stern seating
    - 36 qt carry-on cooler beneath hinged seat
    - Flip-down stern seat for engine inspection
- Speakers, Sony® (2)
- Storage:
  - In-floor storage
  - Multi-level side wall storage

### HELM AREA

- **Compass**
- Drink holder (1)
- Emergency engine shutoff
- Lighted switches
- Receptacle, 12 volt
- **Steering, tilt wheel**
- **Stereo, Sony® AM/FM CD player, passenger accessible**
- **VDO instrument module**
  - Depth sounder/clock
  - Fuel gauge
  - Hour meter
  - Odometer
  - Oil pressure
  - Sea water temperature
  - Speedometer
  - Tachometer
  - Temperature gauge
  - Trim gauge
  - Trip hour meter
  - Trip odometer
  - Volt meter
- Warning lights and audible alarms
  - High engine temperature
  - Low oil pressure
  - Shallow water
- Woodgrain accents

### CABIN

- Back rest converts to V-berth fill-in
- Dual bi-fold doors, removable
- **Head, porta-potti**
- Lights, bullet
- Speakers, Sony® (2)
- Storage:
  - Beneath V-berth cushions
  - Shelves behind backrests
- Vinyl headliner

### SYSTEMS

- Battery, Interstate®
- Bilge blower
- Bilge pump, automatic
- Electric horn
- Power steering
- Power trim and tilt
- Wire harness
  - Routed through PVC conduit in floor

### CANVAS

- **Bimini top**
- Stainless steel top hardware
- Windshield connector, clear

### TRAILER

- **Sure-Load™ custom matched trailer**
- **Disc brakes, surge**
- Integrated step pads
- Keel rollers
- Radial tires
- Submersible lighting
- Swing-away tongue (n/a with galvanized trailer)
- Tandem axle
  - Single axle brakes
- Tie-down straps (3)
- Tongue jack
- Treated bunks, carpeted (4)
- Treated side guides, carpeted
- Welded tube construction, 11 gauge
- Welded winch post

### POWER OPTIONS

- 5.7 GSX 250 hp
  - 5.7 GS/Duoprop® 250 hp¹
  - 5.7 GS/Duoprop® 280 hp¹
  - 5.7 GX/Duoprop® 315 hp¹
  - 7.4 GS/Duoprop® 385 hp¹
  - 8.1 G/Duoprop® 375hp¹
  - 8.1 GS/Duoprop® 420 hp¹
  - 8.2 GS/Duoprop® 415 hp¹
- ¹ Duoprop® includes stainless steel propellers.

### OPTIONS

- Batteries, dual with switch
- **Cockpit refreshment center:** dual batteries, refrigerator, sink with pressurized water system (7gal/27L), counter top, and trash receptacle (with L-shape seating only)
  - Docking lights
  - Engine flush-out kit
  - Graphics, sport
  - Head, pump-out
  - Hour meter
  - Prop, stainless (exchange SX only)
  - Remote oil filter (standard on 7.4 GSi, 8.1 G, 8.1 GSi and 8.2 GSi engines)
  - Seat cushion, aft fill-in (with U-wrap only)
  - Seating, double-wide lounge, port
  - Seating, U-wrap interior
  - Shower, aft
  - Stereo remote with display at swim platform
  - Stove, one burner, butane
  - Swim platform, extended
  - Table with mount
  - Thru-transom exhaust, Quick & Quiet Plus
  - Trim tabs, hydraulic
  - Windshield wiper, starboard

### CANVAS OPTIONS

- Camper canvas
- Cockpit cover
- Mooring cover

### TRAILER OPTIONS

- Disc brakes, tandem
- Galvanized trailer
- Spare tire and wheel
- Spare tire and wheel, aluminum or galvanized
- Wheel, aluminum (each)

## 285 SUNDOWNER

### HULL AND DECK

- 100% **Amarcote®** gel-coat
- Anchor locker
  - Notch in lid for line
  - Overboard draining
- Anti-skid deck
- Bow light, stainless steel
- Bow and stern eyes, stainless steel
- Bow rails, through bolted, stainless steel
- Chrome plated brass thru-hull fittings where applicable
- Cleats, euro style, stainless steel (8)
- Deck hatch, white translucent
- Dockside power
- Engine air scoops, side deck
- Graphics standard
- Horn, concealed
- Navigation lights
- Port lites (4), opening with screens
- **Props, stainless steel**
- Rub rail, rigid vinyl with stainless steel insert
- **Shower, aft**
- Stable-Vee® hull
- Stainless steel gas cap
- Swim platform, integrated, anti-skid, contoured toe rail
  - Assist handle
  - Ladder, angled, deep-reach, concealed
  - Storage tub, self draining
- **Trim tabs, hydraulic**
- **Two-tone gel color choices - navy, red, green, taupe or black**
- Windshield with walk-thru
  - Full powder coated aluminum framed safety glass
  - Stainless steel supports
- NMMA certification
- Meets applicable USCG and ABYC standards

### COCKPIT

- Anti-skid floor
- Battery management system with isolated engine start and ship's system circuits
- Coaming boards
  - Built-in armrest, port and starboard
- **Cockpit carpet, diamond pattern, snap-in, 40 oz.**
- **Cockpit refreshment center**
  - Dual batteries
  - Receptacle, 110V
  - Refrigerator
  - Sink with pressurized water
  - Corian® counter top
  - Trash receptacle
- Courtesy lights
- Drink holders (6)
- Engine compartment:
  - All composite construction
  - Fiberglass motor hood, insulated
  - Assist handle
  - **Electric engine hatch**
  - Molded engine liner
- **Fiberglass liner**
- Marine grade vinyl
- Seating:
  - **Adjustable bucket seats with flip-up bolster**
  - C-wrap stern seating
    - 36 qt carry-on cooler beneath hinged seat
    - Flip-down stern seat for engine inspection
- Speakers, Sony® (4)
- Storage:
  - In-floor storage
  - Multi-level side wall storage
- Windshield wiper, starboard

### HELM AREA

- **Compass**
- Drink holder (1)
- Emergency engine shutoff
- High performance shift and throttle controls
- Instrumentation:
  - **Depth sounder**
  - Fuel gauge
  - Oil pressure
  - Shallow water alarm
  - Speedometer
  - Tachometer
  - Temperature gauge
  - Trim gauge
  - Volt meter
- Lighted switches
- Receptacle, 12 volt
- **Steering, tilt wheel**
- Stereo remote with display
- Woodgrain accents

### CABIN

- Back rest converts to V-berth fill-in
- Full fiberglass enclosed head
  - Bathroom tissue holder
  - Opening port lite with screen
  - Overhead lighting
  - Receptacle, 110V
  - Removable carpet
  - Sink with pressurized water
  - Storage locker
  - **Vacu-flush head, porcelain**
- Hanging locker
- Lights, bullet
- Sliding fiberglass door with built-in steps
- Speakers, Sony® (2)
- Storage:
  - Beneath V-berth cushions
  - Shelves behind backrests
- Vinyl headliner

### SYSTEMS

- Batteries, dual
- Bilge blower
- Bilge pump, automatic
- Electric horn
- Power steering
- Power trim and tilt
- Remote oil filter(s)
- **Stereo, Sony® AM/FM CD player**
- Wire harness
  - Routed through PVC conduit in floor

### CANVAS

- **Bimini top**
- Stainless steel top hardware
- Windshield connector, clear

### POWER OPTIONS

- 7.4 GS/Duoprop® 385 hp¹
  - 8.1 G/Duoprop® 375 hp¹
  - 8.1 GS/Duoprop® 420 hp¹
  - 8.2 GS/Duoprop® 415 hp¹
  - Twin 5.0 GX/SX 250 hp¹
  - Twin 5.7 GX/SX 315 hp¹
- ¹Stainless steel propellers standard

### OPTIONS

- CD changer, 10-disc
- Docking lights
- Engine flush-out kit
- Graphics, sport
- Grey water system with holding tank
- Hour meter
- Microwave
- Seat cushion, aft fill-in
- Stereo remote with display at swim platform
- Stove, one burner, butane
- Swim platform, extended
- Table with mount
- Thru-transom exhaust, Quick & Quiet Plus
- VHF radio
- Windlass with rope, chain and anchor

### CANVAS OPTIONS

- Camper canvas
- Cockpit cover
- Mooring cover

### TRAILER OPTIONS

- **Sure-Load™** custom matched, tandem axle trailer with tandem disc brakes
- Tri-axle trailer with tri-axle brakes (req. with twin engines)
- Galvanized trailer
- Spare tire and wheel
- Spare tire and wheel, aluminum or galvanized
- Wheel, aluminum (each)





## Seating Options



STANDARD

SUNSPORT  
(OPTION)

### 170 THROUGH 200 MODELS



L-SHAPE  
(STANDARD)

U-WRAP  
(OPTION)

DOUBLE-WIDE  
LOUNGER  
(OPTION)

### 210 THROUGH 265 MODELS

## Canvas

Complete the look of your Four Winns® boat with a selection of color-coordinated canvas. We provide a range of canvas options which are perfect for protection from the sun and weather, but also add style and comfort to your boating experience. Funships™ and Sundowners™ models offer the bimini top standard, and most Horizon™ models offer the choice of a bimini or convertible top standard. You can also choose one of the other optional covers to create custom designed protection for your Four Winns boat.



CONVERTIBLE TOP



CAMPER CANVAS



BIMINI TOP



COCKPIT & FORWARD COVER



FULL CANVAS




MOORING COVER


## Color Options

Choose from a selection of two-tone gel color choices available on our entire line. The graphics package – standard on all models – completes the classic look of your Four Winns model. We also offer an upgraded sport graphic package available on all sportboat models.


### Colors




NAVY



RED



GREEN



TAUPE



BLACK

### Standard Graphics




### Sport Graphics (optional)





# Stern Drive and Engine Power From Names You Can Trust




Our models feature the Volvo-Penta® stern drives and engines. The Volvo-Penta SX models deliver a wide choice of power. The cone clutch drive provides smooth shifting and the helical cut gears are perfectly cut to reduce wear adding to the unit's superior longevity. The unique Duoprop® drive provides the ultimate in handling capabilities, acceleration, fuel efficiency and speed. Volvo-Penta offers a full Two Year, Factory Limited Warranty on their complete stern drive packages for worry-free boating.



Choose a Johnson® and Evinrude® brand for outboard applications. Manufactured by Outboard Marine Corporation, a world leader in outboard engine design, these engines are developed to provide outstanding performance and superior capabilities. The Evinrude Ficht® Ram Injection™ engine is the best performing, highest fuel efficient outboard available.

## Sure-Load™ Custom-Matched Trailers Provide Easier Towing

Our Sure-Load™ trailers are custom-built to precisely fit your Four Winns boat. That means you'll get better stability, easier loading and unloading, and the best support possible from your trailer. The low silhouette design, self-centering alignment bunks, and fully welded tubular steel construction are just a few of the exceptional features of our trailers.



Quick disconnect brakes



Trailer coupler with safety chains and brake actuator




Swing-away tongue

You'll appreciate the unique swing-away tongue, making storage convenient. And the standard disc brakes provide added stopping efficiency you'll welcome on the road. These trailers are also color-matched to your specific Four Winns® boat creating a sleek looking towing package. It's just one more way you'll experience Boating Made Easy!



Submersible lighting

- Bunks made of marine treated material
- Longitudinal bunks (4) custom carpeted in marine grade material
- Wiring harness concealed and protected in tubular frame
- Sturdy, non-marking bow roller assembly
- Lightweight, high-strength swivel jack
- Side marker lights
- Fully welded tube steel frames
- Custom-shaped single, tandem and tri-axle fenders
- Radial Tires
- Complete with bow and transom straps
- Tandem and tri-axel trailers available
- Safety walk-on, non-skid tongue section
- Plated brake activator
- Convenient winch with nylon strap
- Innovative five-pin harness connection (automatically disengages brakes in reverse)
- Class III (5,000lb.) or Class II (3,500lb.) towing hitch
- Color-matched polyurethane paint over zinc chromate primer
- Large tie-down rings complete with straps
- Leaf spring suspension
- Non-skid step surface
- Custom carpeted side guides
- Full fender splash guards
- White spoke wheels (aluminum wheels optional)
- Accru-Lube sealed wheel bearings



Innovative five-pin harness connection (automatically disengages brakes in reverse)



Disc brake system



Galvanized trailer



## Popular Options



### Cockpit and Forward Cover

Cover the entire deck area of your Four Winns® boat with the cockpit and forward canvas cover. This easy on/easy off cover will keep your possessions secure and also keep your boat free of debris.



### Bow Fill-In Cushions

Create a spacious sunning area or the perfect spot to kick back and enjoy the view with our comfortable bow fill-in cushions.



### Stereo Remote

The stereo remote makes entertaining easy no matter where you relax in your Four Winns boat. Available on 210 Horizon™ model and up.



### Transom Shower

The optional transom shower provides a quick and easy way for guests to rinse off before boarding the boat or to clean off the swim platform. Available on 210 Horizon model and up.



### Extended Swim Platform

The extended swim platform provides a roomy platform for accommodating water gear, and makes reboarding from the water quick and easy. It's the perfect option for active boaters.



### Wakeboard Tower

Four Winns offers a new wakeboard tower which features an innovative fold-down design that enables boaters to enter a covered boat hoist or garage.

## Winning Edge Warranty

### Our Word On Your Satisfaction

Our warranty sets the standard for what warranties should be. But what is behind the warranty is even more important. Our commitment is to get you on the water as quickly as possible. One example is Four Winns parts support. We continue to provide replacement parts ... even long after that model is out of production. That's unusual in the boat business, but it's a fact you'll appreciate years from now. It's a key factor in our commitment of Boating Made Easy.

5/2/1 FOUR WINNS OWNER'S LIMITED WARRANTIES\*

Hull and Structural	5 years
Volvo-Penta® Power*	
Stern Drive and Engines	2 years
VDO Instrumentation	2 years
Evinrude®	
with Ficht® RAM Injection™	2 years
Johnson	1 year
Components	1 year

\*Warranty is fully transferrable



Four Winns would like to thank everyone for their support at the photo shoot on Torch Lake during June, 2000.



## We're Easy to Talk to

At Four Winns, our most important responsibility is to learn about you... and what you want from boating. It is fundamental to our "Boating Made Easy" philosophy. Talk to us. You'll find us ready to share the excitement we have for boating. We have invested in numerous ways you can quickly and conveniently reach our company and your nearest Four Winns Professional Marine Retailer. From an 800 toll-free line to a full-featured web site available around the clock, you can find the information you need when you need it.

Our commitment to you is more than merely talk. Our network of retailers is backed by one of the most comprehensive factory support systems in the industry. These factors may not always be apparent to you in our showroom, but they will be important to you whenever you need support. Each is one more small step to ensuring that your time on the water is the best it can be. At Four Winns, we make boating easy.



## We'll Keep You Up-To-Date

As a courtesy to our loyal Four Winns customers, we'll keep you informed of all the news and events happening at Four Winns by providing you with our information-packed newsletter "Winn Word." It's full of essential information to enhance your boating experience and provide you with the details of new events taking place at Four Winns. It's a great resource for keeping in touch.

The new Four Winns DVD interactive catalog is just a phone call away. Contact us and receive yours free! It showcases our complete Four Winns line on a single DVD you can view in the comfort of your home with your entire family. Pop it into your DVD player and watch the full Four Winns line in action – from running shots on the water to specifications and customer comments – you get the information you want when you want it.



Surfing the net? Check out our Web site for a look at the newest Four Winns models and specifications. You'll also find boating tips, an "In the News" section consisting of published articles about Four Winns, local Four Winns Dealer information, and links to some other terrific sites we're sure will interest you. Visit us at [www.fourwinns.com](http://www.fourwinns.com).

If you're in the market for a cruiser, consider our Vista line for cruisers with style and elegance. From the versatile 248 that's fully equipped for the cruising lifestyle to the 338 with spacious amenities and inboard power to handle any type of yachting, freshwater or saltwater. No matter what your needs, there's a Vista cruiser to match.

For information on any of the Four Winns models, contact your local Four Winns Professional Retailer or call the Four Winns Marketing Services directly.



## Winn Gear™

Look great while boating in your Four Winns with our exclusive line of attractive and fashionable Winn Gear™. Choose from a large selection of shirts, windshirts, sweatshirts, jackets, hats and other boating accessories. There's no better way to enjoy your Four Winns boating experience than in our high-quality fashions.

Ask your Four Winns Professional Marine Retailer for a catalog of our products or contact DMD Marketing at 1-800-438-2388, or check out our Web site for photos and details.







**www.fourwinns.com**  
**1-800-FOUR WINNS**

An important note about the information in this booklet. Every effort has been made to ensure that this catalog includes complete and accurate information. However, since the time of printing, some information may have been revised. Also some equipment shown within this brochure is available at extra cost. Since we do reserve the right to make changes at any time, without notice, in prices, colors, equipment, specifications, and models, we suggest that you check with your Four Winns Dealer for complete and up-to-date information.

Four Winns/925 Frisbie/Cadillac, MI 49601  
231/775-1351

**©2000 OUTBOARD MARINE CORPORATION. ALL RIGHTS RESERVED.**  
**OMC PRODUCT LINES INCLUDE: EVINRUDE<sup>®</sup> JOHNSON<sup>®</sup> CHRIS-CRAFT<sup>®</sup>**  
**FOUR WINNS<sup>®</sup> STRATOS<sup>®</sup> JAVELIN<sup>®</sup> HYDRA-SPORTS<sup>®</sup>**  
**SEASWIRL<sup>®</sup> PRINCECRAFT<sup>®</sup> LOWE<sup>®</sup>**