



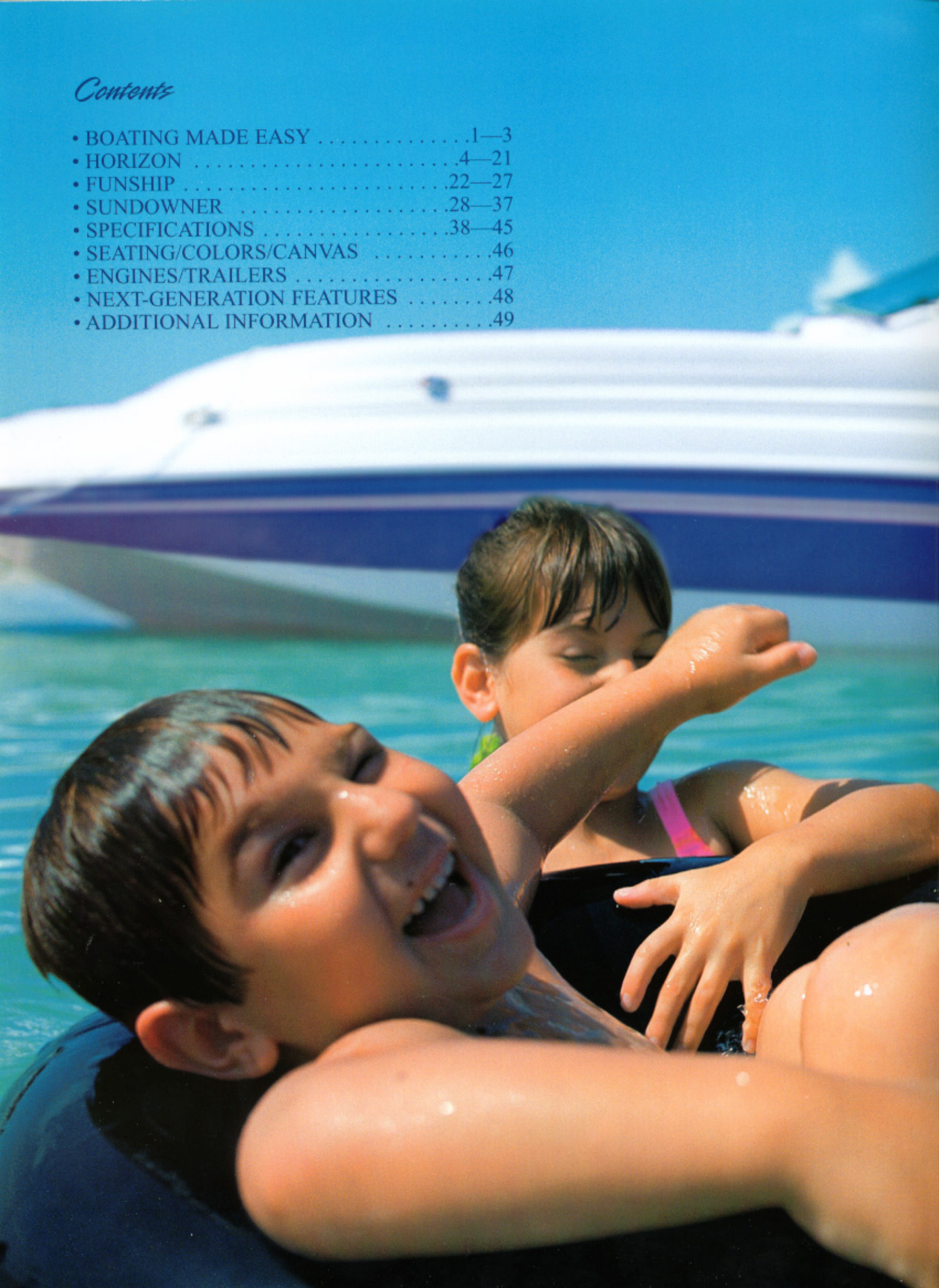
FOUR WINNS®
BOATING MADE EASY™



2 0 0 0

Contents

- BOATING MADE EASY1—3
- HORIZON4—21
- FUNSHIP22—27
- SUNDOWNER28—37
- SPECIFICATIONS38—45
- SEATING/COLORS/CANVAS46
- ENGINES/TRAILERS47
- NEXT-GENERATION FEATURES48
- ADDITIONAL INFORMATION49



Worries Shrink When Washed In Water

*I*n today's deadline-driven, hectic, "gotta-get-it-done-now" world, it's comforting to know there is a company dedicated to making your life easier. At Four Winns we realize the refreshing and relaxing power of a day on the water.

For anyone who has experienced it, the pleasures of boating quickly become a passion. Boating can mean more to your life, and your family's lives, than any other pastime. At Four Winns we love boating ... and we want you to love it, too.

We understand that we can create this life-long passion in you if we simply make the entire process of selecting, acquiring and owning a boat easy. "Boating Made Easy" is the challenge Four Winns has set as our company mission.


More than providing a quality product, our goal is to simplify your boating life ... from that moment of inspiration when you begin to consider a new boat ... to the satisfaction that only a day on the water can provide.

We'll help you find the model that's perfectly suited to your lifestyle, and we'll help you with financial services tailored to your individual needs. You'll find us easy to talk to, easy to deal with, and we'll keep you current on what's new in boating.

Our passion for boating will make the magic of boating come alive for you. We've simplified and modified our operations to totally support the boating experience you're looking for. And we've done it in a way unlike any other manufacturer in the boating industry.

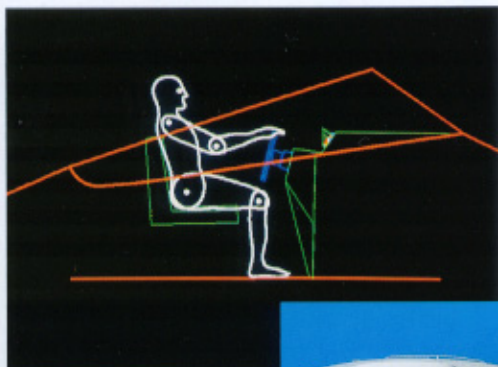
We want your entire experience to be so enticing that once you've become a Four Winns boater no other activity will bring such a level of contentment to your life.

Join us over the next several pages and see what "Boating Made Easy" can mean to your time with family and friends...to your sense of enjoyment...to your satisfaction with all that's worthwhile in life.




Making Boating Easy For You

If you're into boating or even considering the sport, it's apparent that you want to enjoy life to its fullest. Nowhere can you relax or recharge better than on the water. Nowhere can you take life easier than in a boat ... especially one built by people and technologies dedicated to your enjoyment.



ERGONOMIC DESIGN



5-AXIS ROUTER



PRO-E SOLID MODELING

Tools like our advanced Pro-E solid-modeling design stations, and computer-driven running surface simulation systems bring substance to our concepts. Superb ergonomics are integrated into every step of our design process. Ultimately, our designs are transformed into 21st century sculptures by a 5-axis digitally controlled router. The results are levels of precision seldom found in the marine industry. It's one reason your Four Winns feels like a custom built boat. In fact, every aspect of our operation is focused on a single goal...your satisfaction..

Boating Made Easy ... it is the sincerest way we can express how Four Winns provides this in a way unlike any other in boating.

We want to make it easy for you to find the right boat. We've created resources and materials that help you find precisely the boat that will meet your lifestyle. We train our people not only to understand our product, but also thoroughly comprehend your needs. We know what boaters look for in a boat. More than that, we know what you want out of the entire boating experience.

We're easy to talk to. From our web page and 800-line services, available to you around the clock, you can find a host of information when you want it. Step into a showroom of one of our Professional Marine Retailers. You'll find a knowledgeable staff interested in you, and your satisfaction. They can show you how to get the most out of this remarkable sport. We want to make you a boater for life. It's a way of doing business you'll appreciate the first time you walk through our retailer's doors and every time you deal with Four Winns.

We'll help you find financing for the boat of your dreams. We can make Four Winns boating affordable for you on nearly any budget. The thrill and fun of boating is not out of your reach. Let us show you how easy it is to enjoy one of the best experiences you can have. We make financing tools and programs available that make the dream of boating a reality.

And once you buy one of our outstanding products, you'll find that you've opened a whole new dimension to your life. We'll keep you up-to-date on all that's happening in boating ... providing you with the insights that will make boating a pleasure for you, your family and friends. From newsletters and bulletins sent to you from our headquarters, to owner events and rendezvous sponsored by your local retailer, you're part of the exciting, satisfying world of Four Winns boating.

You'll find owning a Four Winns to be an experience that occurs rarely in life ... true satisfaction delivered by a product of uncompromising standards.

Boating Made Easy. Quite simply, it is our pledge to continue to discover new ways to make your Four Winns boating experience a distinct pleasure in your life.



FINDING THE BOAT THAT'S RIGHT FOR YOU IS EASY. JUST CALL FOR YOUR FREE PERSONAL ASSESSMENT KIT.



OUR WEBSITE AND NEWSLETTERS MAKE IT EASY TO STAY CURRENT ON WHAT'S NEW IN BOATING.



WE'RE EASY TO TALK TO. FOUR WINNS' TOLL-FREE 800-LINE IS AVAILABLE SEVEN DAYS A WEEK.



PARTICIPATING DEALERS OFFER FINANCING SEVEN DAYS A WEEK. APPROVALS IN AS LITTLE AS ONE HOUR.

The performance and handling of a Four Winns is an experience unlike any other on the water. Here is true sport boat handling that is precise, stable and predictable. Four Winns holds the patent on this award-winning hull design and has refined it through three design generations to be the best performing hull there is.

No other boat maker gives you such ease and simplicity yet exceeds the expected so elegantly. Found throughout our line, our dash provides a full array of readouts including depth sounder, clock, odometer, cumulative engine hour meter, trip odometer, trip hour meter, and sea water temperature readouts all as standard. Yet, it is easy to use, simple to maintain, more accurate and more reliable than you've ever thought possible.



INTEGRATED DASH MODULE

Four Winns owners tell us that our boats are the easiest they've ever had the pleasure to use. Why? We design our trailer to fit our boat, so it loads and launches easily. We build them like we build our boats, with quality and value as our starting point and easy operation as our destination.

Four Winns uses Armorcote® gelcoat on every fiberglass part we make. This far exceeds the norm in boat building. Armorcote® keeps your boat's finish from fading and discoloring as much as seven times longer than ordinary gel. Look at Four Winns. Better yet, look at a five-year old Four Winns. You'll see a difference you'll appreciate more with every year that passes.

Every Four Winns, from 17 to 33 feet, is constructed with a full fiberglass cockpit fitted with a plush high-quality, snap-in-carpet as standard. Our boats are easy to clean and to keep that way. Within moments, your Four Winns cockpit will shine like the day you took delivery.

Boating is about fun. And so is music. That's why we place a high premium on providing Sony® audio equipment. You'll find Sony receivers and speaker systems in all of our boats. And in boats of 19 feet and above you'll enjoy a system equipped with stereo CD player ... all as standard features in Four Winns.



SONY® STEREO COMPONENTS

Made of welded aluminum and encased in a durable nylon coating, our ladder reaches further into water than any other on the market. That makes it convenient to board in all water depths for boaters of all ages. Its angled mount makes the ladder especially easy to climb or descend. Our swim ladder is a detail that speaks volumes about our attention to ergonomics.

One of the most important factors in choosing the right sportboat is choosing the right dealer. That's why Four Winns is the easy choice. Four Winns Professional retailers are just that ... professionals. They are specially trained to understand your needs and help guide you through your selection process so you receive the sportboat that's perfect for you. After the sale, your Four Winns Professional Retailer stands ready with expertise, full parts, and service support to keep you on the water.


Boating Made Easy creates standard features that not only have true value today, but for as long as you own your Four Winns boat. Take a close look at Four Winns. What you'll find is Boating Made Easy.



STABLE VEE® HULL



SURE-LOAD™ TRAILER



FULL FIBERGLASS COCKPIT




DEEP-REACH LADDER



FOUR WINNS PROFESSIONAL MARINE RETAILER

Horizon¹⁷⁰





If you're looking for the utmost in affordable boating, meet the 170 Horizon. This is full featured Four Winns quality that's easy to live with and a pleasure to own. A full fiberglass cockpit, snap-in carpet, two-tone color with graphics, and a Sure-Load™ custom-built trailer are only a few of the standard features that make the 170 a boat lover's dream. Outfit your 170 Horizon with an LS package for an upscale look. You can also choose an optional extended swim platform to add even more room for water activities.



S P E C I F I C A T I O N S

LOA	16' 6"/5.03 m
Beam	7' 6"/2.29 m
Deadrise	18°
Draft – drive down	(IO) 30" (OB) 28"/(IO) 76 cm (OB) 71 cm
Fuel capacity	24 gal/91 L
Person capacity	7
Max. capacity ..	(IO) 1,150 lbs (OB) 1,850 lbs/(IO) 522 kg (OB) 839 kg
Boat & engine weight	1,790 lbs to 2,190 lbs/812 kg to 993 kg


INSET PHOTOS

1. A full fiberglass cockpit and removable carpet make clean up easy.
2. Roomy bow seating is enhanced by an available fill-in.
3. The helm of the 170 features full VDO instrumentation for outstanding reliability.
4. Back-to-back seats in the standard seating package unfold into a sun lounge. Seat backs also tilt up to create a comfortable head rest.
5. A SunSport seating package is available featuring bucket seats and an aft lounge that easily converts to a second sunpad. Optional add-on swim platform shown.

Below: Optional LS package is available on the 170 Horizon. See page 38 for LS package details.




Horizon¹⁸⁰™





The 180 Horizon is perhaps the most versatile Four Winns in the line up for 2000. Here's the room and convenience of a much larger boat in a package that's exceptionally easy to handle and tow. Choose from outboard or stern drive power or select an LS package with deluxe detailing. You can see why the 180 is one of the most popular Four Winns ever built.



S P E C I F I C A T I O N S

LOA	18' 0"/5.49 m
Beam	8' 0"/2.44 m
Deadrise	19°
Draft - drive down	(IO) 31" (OB) 29"/(IO) 79 cm (OB) 74 cm
Fuel capacity	32 gal/121 L
Person capacity	8
Max. capacity	(IO) 1,300 lbs (OB) 2,000 lbs/(IO) 590 kg (OB) 907 kg
Boat & engine weight	2,100 lbs to 2,590 lbs/952 kg to 1,180 kg

INSET PHOTOS

1. The engine area is easy to access for routine service checks.
2. Rear-hinged bow seats provide access to ample storage that's finished with removable carpet.
3. A handy anchor locker is a surprising convenience in a boat of this size.
4. An available LS package provides a number of enhancements including Four Winns innovative modular helm. See page 38 for LS package details.
5. An add-on swim platform is available on the 180 Horizon.

Below: Two-tone hull and attractive graphics are standards that make your 180 Horizon stand out from the crowd. Seating options include the SunSport package.




Horizon™ 170/180 Outboards





Looking for outstanding performance in an outboard package? Then consider a 170 or 180 Horizon with Johnson® or Evinrude® outboard power. Here is quality and reliability that is world renown. And you can choose advanced carbureted two-cycle models or the Ficht® Ram Injection™ technology for better performance, higher fuel efficiency and lower emissions than ever thought possible. And if fishing or skiing is your passion choose either a 170 or 180 with our Fish 'N Ski package with all the equipment a serious fisherman could want, and the skiing fun your family craves.



Our Fish 'N Ski package is available on either our 170 or 180 Horizon outboards. For specifications, see those respective models.

FISH 'N SKI PACKAGE: 12 volt trolling motor, aft livewell, ski pylon, forward casting platform, rod holders, fish finder, built-in battery charger, and fishing seats that double as aft jump seats.

SALTWATER FISH 'N SKI PACKAGE: Aft livewell, ski pylon, forward casting platform, rod holders, fish finder, and fishing seats that double as aft jump seats.

INSET PHOTOS

1. A fish finder mounted forward is usable from anywhere in the boat.
2. A circulating live well keeps bait or your catch fresh and healthy.
3. A forward command center controls the trolling motor speed and direction, as well as the trim on the outboard engine. Aft jump seats simply lift out to become fishing chairs forward and aft. Fill-ins easily convert into a forward fishing platform.
4. Convert your Fish 'N Ski to an all-water-sport fun boat by simply inserting this handy ski pylon into place. It's quick and easy.
5. Horizon outboards may be purchased with your choice of back-to-back loungers, or twin bucket seats with a pull-out lounger.

Below: Both the 170 and 180 Horizon models can be ordered with dependable Johnson® outboards, or Evinrude® outboards with Ficht® Ram Injection™ technology.



Horizon¹⁹⁰™




2

3

4



Looking for more room, but still want the ease of towing behind a smaller vehicle? Look at the 190 Horizon. The 190 offers luxury details like a Sony® CD player matched to Sony® speakers, and Four Winns' innovative modular helm employing VDO instrumentation. You'll love the convenience of Four Winns Sure-Load™ trailer (standard with all models except the 280 and 285). The 190 Horizon is the perfect choice for many savvy boaters.



S P E C I F I C A T I O N S

LOA	19' 0"/5.79 m
Beam	8' 0"/2.44 m
Deadrise	19°
Draft - drive down	32"/81 cm
Fuel capacity	38 gal/144 L
Person capacity	9
Maximum capacity	1,450 lbs/658 kg
Boat & engine weight	2,620 lbs to 2,730 lbs/1,190 kg to 1,240 kg

INSET PHOTOS

1. The standard seating package features aft jump seats that can be removed or adjusted to create a full-width sun pad.
2. Four Winns innovative modular dash provides a full range of instruments in a single, pleasing, easy-to-read unit. See page 39 for dash module details.
3. Integrated top storage is a handy convenience on all 190 Horizons.
4. Our deep reach ladder is easy to deploy and easy to use. The covered, recessed ladder compartment keeps the ladder out of the way when not in use.
5. Patented Stable-Vee® running surface provides remarkable handling and a smooth, stable ride. 190 Horizon shown with standard seating.

Below: A wide walk-through and roomy bow seating are conveniences seldom found on this size of boat. The SunSport interior option is shown.



Horizon²⁰⁰™





Here is the open bow boat that redefined an entire category of boats, the 200 Horizon. This is Four Winns user-focused design in action. The ride of its Stable-Vee® hull offers the responsiveness of a sports car with the smoothness of a limo. With cockpit detailing that includes Four Winns roomy in-floor ski locker and multi-level sidewall storage, the 200 Horizon provides the accommodations to meet the needs of the most demanding boating enthusiast.



S P E C I F I C A T I O N S

LOA	20' 2"/6.12 m
Beam	8' 1"/2.46 m
Deadrise	19°
Draft – drive down	32"/81 cm
Fuel capacity	35 gal/133 L
Person capacity	10
Maximum capacity	1,600 lbs/730 kg
Boat & engine weight	3,000 lbs to 3,030 lbs/1,360 kg to 1,380 kg

INSET PHOTOS

1. You'll enjoy available bucket seats that provide comfort and support. The swivel and fore-and-aft adjustments are advantages you'll value.
2. You'll appreciate the ski locker that is wide enough to handle the largest knee board.
3. The port-side console houses a built-in cooler with overboard drain and locking glove box for personal items.
4. The lounge unfolds to easily create a roomy sunpad. Sculpted headrests grace the stern lounge in the SunSport option.
5. The standard seating package is shown with the starboard-side back-to-back lounge exchanged for an available bucket seat.

Below: Smooth shifting Volvo-Penta® power is available in a number of engine choices. This is boating fun made easy. SunSport seating shown.




Horizon 210



1



2



3



Introducing the "next generation" of Four Winns Horizons that set a new benchmark for the boating industry. An assertive, dynamic profile riding atop a refined running surface hallmark the all-new 210 Horizon for 2000. The 210 is a joy on the water with the refined Stable-Vee® 3 hull found on all "next generation" Horizons for 2000. A low deck and aggressive shear line combine to create a sizzling new look. Inside the cockpit are several new seating options to delight and surprise even the most experienced Four Winns owner.



S P E C I F I C A T I O N S

LOA	21' 6"/6.55 m
Beam	8' 6"/2.59 m
Deadrise	20°
Draft - drive down	34"/86 cm
Fuel capacity	50 gal/190 L
Person capacity	11
Maximum capacity	1,900 lbs/862 kg
Boat & engine weight	3,600 lbs to 3,640 lbs/1,630 kg to 1,650 kg

INSET PHOTOS

1. A stylish passenger console has the conveniences of an integrated cooler and locking glovebox.
2. The ergonomically designed helm features an easy-to-read VDO dash module, tilt steering wheel, compass and Sony™ AM/FM/CD stereo sound system located within easy reach of driver and passenger.
3. Cockpit entry is very easy with the walk-thru transom design. A fill-in cushion is provided to extend the seating area.
4. Four Winns standard bucket seat incorporates an easy-to-use flip-up bolster to add to your boating versatility.

Below: The new design statement of the 210 Horizon features dramatic detailing for a look that turns heads.




Horizon²³⁰™





In the dramatic style of the "next generation" Horizons, the 230 fulfills a need for full featured boating in a popular size. From the inviting contoured seating in the bow, to a convenient enclosed head, to a spacious new swim platform with integrated toe-rail and concealed wet locker, this is a sport boat that makes your life on the water a pleasure. All "next-generation" Horizon and Sundowner models ride on the new Stable-Vee® 3 hull for the best handling on the water.



S P E C I F I C A T I O N S

LOA	23' 6"/7.16 m
Beam	8' 6"/2.59 m
Deadrise	20°
Draft – drive down	35"/89 cm
Fuel capacity	65 gal/246 L
Person capacity	12
Maximum capacity	2,500 lbs/1,134 kg
Boat & engine weight	4,150 lbs to 4,330 lbs/1,880 kg to 1,960 kg

INSET PHOTOS

1. A roomy cockpit features an L-shaped lounge concealing the carry-on cooler, and twin bucket seats forward. Also available is a U-wrap seating option.
2. Your 230 is equipped with a spacious in-floor storage locker featuring a large lid, removable carpet, and lined with a smooth fiberglass finish. It's perfect for handling skis and wake boards.
3. The easy-access engine compartment with power-lift assist hatch features a sound insulated lid for quiet cruising, and a finished fiberglass bilge liner for a clean, easy-to-maintain compartment.
4. An enclosed head features a Porta-Potti and opening port lite for ventilation. It's a welcome addition for your on-the-water convenience.

Below: Room, responsiveness, distinctive good looks, and Four Winns quality, these are the advantages of the 230 Horizon.



Horizon²⁶⁰™





A taste of luxury abounds in the 260 Horizon, another of the "next generation" of Horizons for 2000. With ample storage in the helm console matched to a spacious on board enclosed head, the 260 sets the benchmark in open bow boating. As in most "next generation" models, VDO instrumentation and Sony® CD sound systems are touches of world-class amenities, all as standards.



S P E C I F I C A T I O N S

LOA	25' 8"/7.82 m
Beam	8' 6"/2.59 m
Deadrise	21°
Draft - drive down	35"/89 cm
Fuel capacity	80 gal/302 L
Person capacity	14
Maximum capacity	2,800 lbs/1,270 kg
Boat & engine weight	4,570 lbs to 4,800 lbs/2,070 kg to 2,180 kg

INSET PHOTOS

1. Our newly designed swim platform, with integrated toe rail, and deep-reach ladder makes getting on and off your Four Winns a breeze.
2. All "next-generation" Horizons feature bow seating with very comfortable canted backrests and sculpted lounges with thigh support.
3. You'll find a generously sized storage compartment conveniently located in the walk-through, just forward of the helm.
4. The integrated cooler, forward, is supplemented with a handy 36-quart carry-on unit, available on all next generation models 21' and over, located unobtrusively under the lounge.

Below: Outstanding performance is the hallmark of all "next-generation" Horizon models, which all ride on Four Winns Stable-Vee® 3 hull.



Horizon²⁸⁰TM





If you desire the utmost in gracious Four Winns open bow boating, then choose the 280 Horizon. Indulge yourself in room and luxury appointments. You'll enjoy a full-featured cockpit refreshment center complete with sink, 110V outlets and refrigerator; the comfort of roomy lounges and contoured seating; and the convenience of an enclosed head. The 280 Horizon provides the ultimate in luxurious open bow seating.



S P E C I F I C A T I O N S

LOA	27' 9"/8.46 m
Beam	9' 4"/2.85 m
Deadrise	21°
Draft – drive down	37"/94 cm
Fuel capacity	130 gal/491 L
Maximum capacity	Yacht
Potable water capacity	7 gal/27 L
Boat & engine weight	5,800 lbs to 6,700 lbs/2,630 kg to 3,040 kg

INSET PHOTOS

1. The exceptional c-wrap lounge with concealed cooler on the 280 Horizon provides room and comfort for your guests. Available fill-ins convert this to a spacious sun deck.
2. The enclosed full-fiberglass head is outfitted with removable carpeting, overhead lighting, opening port lite with screen, sink with pressurized water, a storage locker, and a Vacu-flush head.
3. Make your boating life even easier with the standard cockpit refreshment center complete with refrigerator, sink and counter space.
4. A double wide helm seat adds to the fun of boating. Equipped with fore and aft adjustment and a flip-up bolster, the helm accommodates boaters of all sizes.
5. The 280 Horizon helm is performance-styled with full instrumentation. A remote control panel operates the Sony® CD-equipped sound system. Tilt steering wheel and compass are also standard features.

Below: With the availability of twin engines, and the Stable-Vee® 3 hull design, the thrill and excitement of open bow boating has never been greater than in the new 280 Horizon.




Funship²¹⁴





The fun of open bow boating takes a totally new dimension with a deck boat like the 214 Funship. Conveniences include a port-side entry, abundant seating, fore and aft swim platforms with deep-reach ladders, self-bailing full fiberglass liner with removable carpet and Sony® CD equipped sound system. And you can choose from outboard or stern drive power. It's a great time with a Funship from Four Winns.



S P E C I F I C A T I O N S

LOA	20' 11"/6.25 m
Beam	8' 6"/2.59 m
Deadrise	16°
Draft—drive down	(IO) 30" (OB) 28"/(IO) 76 cm (OB) 71 cm
Fuel capacity	50 gal/189 L
Person capacity	13
Max capacity . . . (IO)2,000 lbs (OB) 2,950 lbs/(IO) 907 kg (OB) 1,338 kg	
Potable water capacity	7 gal/27 L
Boat & engine weight	2,980 lbs to 3,540 lbs/1,350 kg to 1,610 kg

INSET PHOTOS

1. Enjoy entertaining with a refreshment center featuring integrated bottle storage, sink with pressurized water, and ice chest. You're ready for all day boating.
2. The helm unit is equipped with complete instrumentation including a compass. The console also houses a roomy enclosed head, with opening port lite with screen, for personal convenience.
3. An onboard head is a personal convenience your guests will appreciate.
4. Storage compartments abound beneath the roomy seating throughout the 214 Funship.

Below: The 214 Funship can handle a crowd for the entire day on the water.



Funship²³⁴TM





Taking a cue from our Horizon line, the 234 Funship adds appeal to deck boat styling with a full wrap-around windshield design. Offering the ease of a forward and an aft swim platform, each with a deep-reach ladder, the room and comfort suitable for as many as 13 people, along with ample under-seat storage, and the convenience of an enclosed head, the 234 provides all that a deck boat owner could want.



S P E C I F I C A T I O N S

LOA	22' 6"/6.86 m
Beam	8' 6"/2.59 m
Deadrise	15°
Draft – drive down	32"/81 cm
Fuel capacity	73 gal/276 L
Person capacity	13
Maximum capacity	1,950 lbs/884 kg
Potable water capacity	7 gal/27 L
Boat & engine weight	4,000 lbs to 4,030 lbs/1,810 kg to 1,830 kg

INSET PHOTOS

1. The removable carry-on cooler stores out of sight, under bow seating making a day on the water very easy.
 2. Our newly designed swim platform, and deep-reach ladder make getting on and off your Four Winns a breeze.
 3. The head compartment is complete with sink and pressurized water, storage, Porta-potti, and an opening port light with screen for added convenience.
 4. You'll appreciate the large storage compartment found in the helm console. The 40-oz diamond pattern carpet snaps over a full fiberglass cockpit floor.
- Below: Sleek, aerodynamic styling and the room of a deck boat are an attractive combination in the 234 Funship



FunshipTM 254





The flagship of our deck boat line raises the bar in the areas of room, comfort and appointments. Your 254 Funship will turn heads as it crosses the water. The 254 provides a long list of standard accommodations capable of handling a seriously good time on the water. If upscale deck boating is your choice, choose the 254 Funship. There is no equal in deck boating.



S P E C I F I C A T I O N S

LOA	25' 6"/7.77 m
Beam	8' 6"/2.59 m
Deadrise	17°
Draft - drive down	33"/84 cm
Fuel capacity	73 gal/276 L
Person capacity	15
Maximum capacity	2,300 lbs/1,040 kg
Potable water capacity	7 gal/27 L
Boat & engine weight	4,570 lbs to 4,800 lbs/2,070 kg to 2,180 kg

INSET PHOTOS

1. Consider a breakfast on the water one warm, sunny morning. It's easy with the standard cockpit table. A second table in the bow is an available option.
2. A helm that's as easy to understand as your family car, with our modular dash, a Four Winns exclusive, along with our standard tilt-wheel, compass, and Sony® AM/FM/CD stereo sound system.
3. Details abound throughout the 254. A very large ski locker is enhanced by a second in-floor storage locker to gobble up loads of water toys and boating accessories.
4. The complete on-board refreshment center includes a trash receptacle, removable cooler, sink with pressurized water and generous counter space. It makes entertaining easy.

Below: Four Winns superior quality and value-engineering assure that your 254 will look this great years from now.



205 Sundowner™



1


2

3

4



The versatility of a cuddy cabin is a strong consideration in any boater's decision. The 205 Sundowner begins with Four Winns superior quality through features such as 100% Armorcote® protection. Add an easy access cabin - as handy for getting out of the sun as it is for over-nighting, and combine that with Four Winns patented Stable-Vee® hull to provide crisp, responsive handling. It's all here in the 205 Sundowner.



S P E C I F I C A T I O N S

LOA	20' 6"/6.25 m
Beam	8' 1"/2.46 m
Bridge clearance	4' 9"/1.45 m
Deadrise	19°
Draft - drive down	33"/84 cm
Fuel capacity	35 gal/135 L
Person capacity	9
Maximum capacity	1,500 lbs to 680 kg
Boat & engine weight	3,200 lbs to 3,230 lbs/1,450 kg to 1,470 kg

INSET PHOTOS

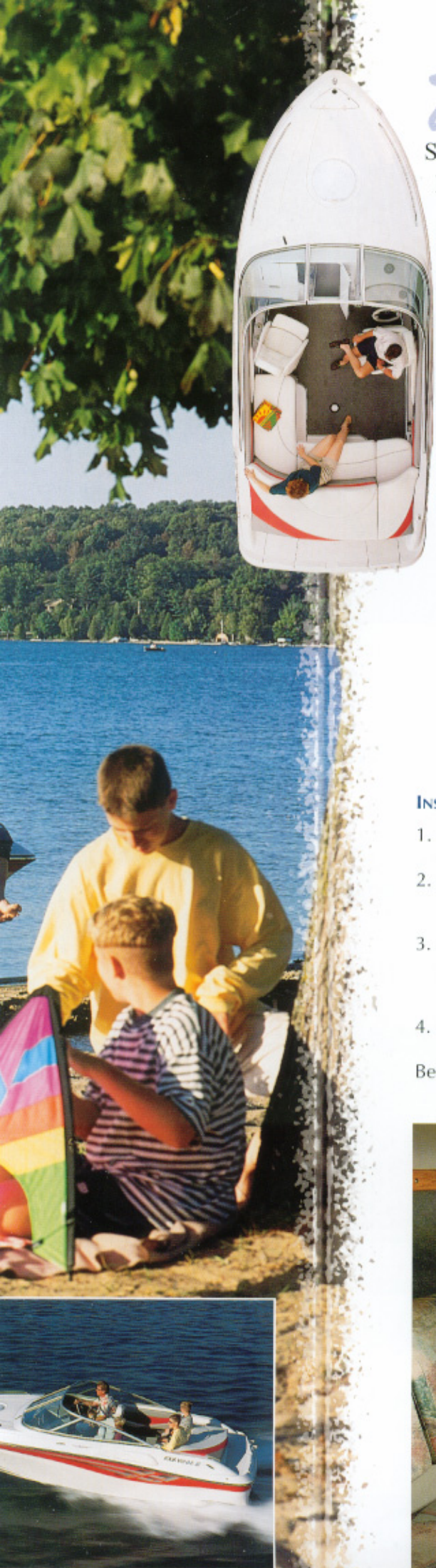
1. The standard Porta-Potti conveniently slides away when not in use.
 2. In Four Winns fashion, our walk-thru windshield design is extra wide for easy access.
 3. A high-capacity integrated cooler automatically drains overboard, so it's very easy to keep clean. It's located for access from both cockpit and cabin.
 4. The striking good looks of the 205 will appeal to the entire family.
- Below: The cabin in the 205 Sundowner is the perfect spot to get out of the sun or weather.



Sundowner™

215





The "next generation" of Sundowner is here. Take a close look at the future of cuddy cabin design with the 215 Sundowner. Featuring improved handling and ride characteristics of the new Stable-Vee® 3 hull, the 215 combines exciting styling and aesthetics with the comfort and convenience of a cabin complete with overnight accommodations.



S P E C I F I C A T I O N S

LOA	21' 6"/6.55 m
Beam	8' 6"/2.59 m
Bridge clearance	4' 9"/1.45 m
Deadrise	20°
Draft - drive down	34"/86 cm
Fuel capacity	50 gal/190 L
Person capacity	11
Maximum capacity	1,900 lbs/862 kg
Boat & engine weight	3,680 lbs to 3,710 lbs/1,670 kg to 1,680 kg

INSET PHOTOS

1. A transom entry makes access to the cockpit especially easy. The standard fill-in extends seating and sunning areas.
2. The L-shaped lounge provides generous and comfortable seating while concealing the removable 36-quart cooler. U-wrap seating is an available choice.
3. The helm on the 215 is as easy on the eyes as it is to the touch with its modular dash, a Four Winns exclusive, along with our standard tilt-wheel, compass, and Sony® AM/FM/CD stereo sound system easily accessible to both driver and passenger.
4. Cuddy cabin boating has never looked better than in the exciting, newly-styled 215 Sundowner

Below: The cabin of the 215 features a convenient fill-in that uses the cushions from the backrest bolsters.



Sundowner 235





The scale and balance of the 235 Sundowner makes it an easy choice for those looking for an accommodating cuddy cabin sportboat. The excitement of details such as the low profile deck and euro-style hardware, compliment the comfort of the cockpit and cabin appointments. The 235 Sundowner will make you yearn for being on the water constantly.



S P E C I F I C A T I O N S

LOA	23' 6"/7.16 m
Beam	8' 6"/2.59 m
Bridge clearance	5' 0"/1.52 m
Deadrise	20°
Draft - drive down	34"/86 cm
Fuel capacity	65 gal/246 L
Person capacity	12
Maximum capacity	2,500 lbs/1,134 kg
Boat & engine weight	4,250 lbs to 4,430 lbs/1,930 kg to 2,010 kg

INSET PHOTOS


1. It's easy to find your boating accessories when you use the new concealed wet locker on the swim platform.
2. A sculpted step makes access to the foredeck simple.
3. Our swim ladder is deep reaching and angled making it easy to use. It's part of the convenience we build into every boat.
4. Our exclusive Stable-Vee® 3 hull offers improved wave handling and a smoother ride, while providing the precision and predictability every driver will enjoy.

Below: Cabin appointments exceed the expected in Sundowner. It's another way you'll appreciate Four Winns emphasis on your enjoyment.




265 Sundowner™





The 265 Sundowner features twin bucket seats forward complimented by an L-shaped lounge and walk-through transom. The walk-through comes equipped with fill-in cushions to extend your seating space even more. Conveniences abound with extras like a carry-on cooler in addition to a standard bimini top...all at no extra cost. Combine these with the superior ride of Stable-Vee® 3, and you have uncompromising boating pleasure.



S P E C I F I C A T I O N S

LOA	25' 8"/7.82 m
Beam	8' 6"/2.59 m
Bridge clearance	5' 3"/1.60 m
Deadrise	21°
Draft - drive down	35"/89 cm
Fuel capacity	80 gal/302 L
Person capacity	14
Maximum capacity	2,800 lbs/1,270kg
Boat & engine weight	4,700 lbs to 4,930 lbs/2,130 kg to 2,240 kg

INSET PHOTOS

1. You'll find elements of the good life all around. Standard features include VDO instrumentation module, tilt steering wheel, compass, and Sony® AM/FM/CD stereo sound system.
2. The easy-access engine compartment with power-lift assist hatch features a sound insulated lid for quiet cruising, and a finished fiberglass bilge liner for a clean, easy-to-maintain compartment.
3. Well-designed storage compartments keep possessions out of the way yet nearby. We make your boating experience a pleasure at every turn.
4. Our newly styled swim platform with integrated toe rail and deep-reach ladder make getting on and off your Four Winns a breeze.

Below: In all Sundowner models, the backrests easily remove to become cushions for the vee-berth fill-in. It's another way Four Winns makes boating easy.




Sundowner²⁸⁵™





The ultimate in cuddy cabin convenience is called the 285 Sundowner. In the cockpit, you'll find a complete refreshment center perfect for entertaining. Below deck, you'll find a full head and options such as a convenient microwave. You can outfit your 285 to include optional twin engines and the sportiness of thru-hull exhaust. The 285 Sundowner offers more of the convenience and detailing that redefines cuddy cabin boating.



S P E C I F I C A T I O N S

LOA	27' 9"/8.46 m
Beam	9' 4"/2.85 m
Bridge clearance	5' 6"/1.68 m
Deadrise	21°
Draft – drive down	37"/94 cm
Fuel capacity	130 gal/491 L
Maximum capacity	Yacht
Potable water capacity	7 gal/27 L
Boat & engine weight	5,950 lbs to 6,850 lbs/2,700 kg to 3,110 kg

INSET PHOTOS

1. Helm styling is a statement in performance boating. Individual gauges and separate throttles and shifters speak to the unique qualities of this boat.
 2. A cozy settee, concealing additional storage areas, is perfect for cruising or conversation. The sliding companionway door has wide, integrated steps to the foredeck.
 3. The 285's refreshment center is the focal point of the cockpit. Complete with sink and pressurized water, counter space and refrigerator, this is a standard you'll enjoy every time you go out.
 4. Spacious cabin includes optional microwave to truly make your boating experience unforgettable.
 5. The full featured head compartment comes equipped with conveniences such as a porcelain Vacu-flush head, a sink with pressurized water, storage, lighting and a 110V AC outlet for your personal grooming needs.
- Below: Below deck, you'll find a handy cabin table, roomy berth and a storage cabinet with counter space. Obviously, the 285 sets a new standard on the water in roomy cuddy-cabin convenience.



170 HORIZON

HULL AND DECK

- 100% Armorcote® finish
- Bow and stern eyes, stainless steel
- Cleats, stainless steel (4)
- Engine compartment ventilators, color coordinated
- Fiberglass stringers
- Graphics standard
- Horn, concealed
- Rub rail, aluminum with vinyl insert
- Ski tow, stainless steel
- Stable-Vee® hull
- Step pads, anti-skid
- Swim platform, integrated, anti-skid
 - Assist handle
 - Ladder, angled, deep reach
- Two-tone gel color choices – navy or red
- Windshield with walk-thru
 - Full aluminum framed safety glass

BOW

- Anti-skid floor
- Bow carpet
- Drink holders (2)
- Full fiberglass construction
- Passenger assist handles
- Seating, rear hinged bow seats
- Storage, beneath bow seats
 - Removable carpet

COCKPIT

- Anti-skid floor
- Cockpit carpet, diamond pattern, snap-in, 28 oz.
- Drink holders (3)
- Fiberglass liner
- Engine compartment:
 - All composite construction
 - Fiberglass motor hood, insulated
 - Gel-coated bilge
- Port console:
 - Cooler, overboard draining
 - Passenger assist handle(s)
- Seating:
 - Starboard adjustable back-to-back lounger
 - Duraframe® construction
 - Kick-up head rest in lounge position
- Speakers, Sony® (2)
- Storage:
 - Beneath stern seat
 - In-floor ski locker
 - Hinged lid
 - Large enough for skis and knee boards
 - Raised floor, removable carpet
 - Multi-level side wall storage

HELM AREA

- Emergency engine shut-off
- Lighted switches
- Steering:
 - Soft touch wheel
 - Four spoke

CANVAS OPTIONS

- Bimini top
- Cockpit and forward cover
- Cockpit cover
- Convertible top
- Full canvas
- Mooring cover

TRAILER OPTIONS

- Disc brakes, surge
- Galvanized trailer
- Spare tire and wheel
- Spare tire and wheel, aluminum or galvanized
- Wheel, aluminum (each)



- Power steering
- Power trim and tilt
- Stereo, Sony® AM/FM cassette
- Wire harness, routed through PVC conduit in floor

TRAILER

- Sure-Load™ custom matched trailer
- Integrated step pads
- Keel rollers
- Radial tires
- Single axle
- Submersible lighting
- Swing-away tongue
 - (n/a with galvanized trailer)
- Tie-down straps (3)
- Tongue jack
- Treated bunks, carpeted (4)
- Treated side guides, carpeted
- Welded tube construction, 11 gauge
- Welded winch post

POWER OPTIONS

- 90 VL OB
- 90 Ficht® PL OB
- 115 VL OB
- 115 Ficht® PL OB
- 3.0 GS/SX 135 hp
- 4.3 GL/SX 190 hp

OPTIONS

- SunSport Interior
- **Fish 'N Ski Package** (OB only): 12 volt trolling motor (44 lbs thrust), aft livewell, ski pylon, forward casting platform, rod holders, fish finder, built-in battery charger, and fishing seats that double as aft jump seats
- **Saltwater Fish 'N Ski Package** (OB only): Aft livewell, ski pylon, forward casting platform, rod holders, fish finder, and fishing seats that double as aft jump seats
- **Luxury Sport Package**: VDO instrument module (includes standard instrumentation plus hour meter, odometer, sea water temperature, trip hour meter and trip odometer), glovebox, Sony® 4 speaker AM/FM CD stereo system, depth gauge with clock, tilt steering, two-tone gel color choices – navy, red, green, silver, or black, seating accent color and choice of bimini or convertible top (Requires 4.3 GL engine)
- Remote oil filter (4.3 GL only)
- Seat cushion, bow fill-ins
- Seating, regular bucket exchange for stbd lounge
- Ski pylon (OB only)
- Stereo, Sony® AM/FM CD player (upgrade)
- Swim platform, add-on

CANVAS OPTIONS

- Bimini top
- Cockpit and forward cover
- Cockpit cover
- Convertible top
- Full canvas
- Mooring cover

TRAILER OPTIONS

- Disc brakes, surge
- Galvanized trailer
- Spare tire and wheel
- Spare tire and wheel, aluminum or galvanized
- Wheel, aluminum (each)

180 HORIZON

HULL AND DECK

- 100% Armorcote® finish
- Bow and stern eyes, stainless steel
- Cleats, stainless steel (5)
- Engine compartment ventilators, color coordinated
- Fiberglass stringers
- Graphics standard
- Horn, concealed
- Rub rail, aluminum with vinyl insert
- Ski tow, stainless steel
- Stable-Vee® hull
- Step pads, anti-skid
- Swim platform, integrated, anti-skid
 - Assist handle
 - Ladder, angled, deep reach
- Two-tone gel color choices – navy or red
- Windshield with walk-thru
 - Full aluminum framed safety glass

BOW

- Anchor locker
- Anti-skid floor
- Bow carpet
- Drink holders (2)
- Full fiberglass construction
- Passenger assist handles
- Seating:
 - Full, wrap-around back rests
 - Rear hinged bow seats
 - Removable bow cushion
- Storage, beneath bow seat
 - Removable carpet

COCKPIT

- Anti-skid floor
- Cockpit carpet, diamond pattern, snap-in, 28 oz.
- Drink holders (4)
- Fiberglass liner
- Engine compartment:
 - All composite construction
 - Fiberglass motor hood, insulated
 - Gel-coated bilge
- Port console:
 - Cooler, overboard draining
 - Passenger assist handle(s)
- Seating:
 - Starboard adjustable back-to-back lounger
 - Duraframe® construction
 - Kick-up head rest in lounge position
- Speakers, Sony® (2)
- Storage:
 - Beneath stern seat
 - In-floor ski locker
 - Hinged lid
 - Large enough for skis and knee boards
 - Raised floor, removable carpet
 - Multi-level side wall storage

HELM AREA

- Emergency engine shut-off
- Lighted switches
- Steering:
 - Soft touch wheel
 - Four spoke

VDO gauges:

- Fuel gauge
- Oil pressure
- Speedometer
- Tachometer
- Temperature gauge
- Trim gauge
- Volt meter

SYSTEMS

- Battery, Interstate®
- Bilge blower
- Bilge pump
- Electric horn
- Power steering
- Power trim and tilt

- Stereo, Sony® AM/FM cassette
- Wire harness
 - Routed through PVC conduit in floor

TRAILER

- Sure-Load™ custom matched trailer
- Disc brakes, surge
- Integrated step pads
- Keel rollers
- Radial tires
- Single axle
- Submersible lighting
- Swing-away tongue
 - (n/a with galvanized trailer)
- Tie-down straps (3)
- Tongue jack
- Treated bunks, carpeted (4)
- Treated side guides, carpeted
- Welded tube construction, 11 gauge
- Welded winch post

POWER OPTIONS

- 115 Ficht® PX OB
- 130 VX OB
- 150 VX OB
- 150 Ficht® PX OB
- 175 VX OB
- 175 Ficht® PX OB
- 3.0 GS/SX 135 hp
- 4.3 GL/SX 190 hp
- 5.0 GL/SX 220 hp*
- 5.0 Gi/SX 250 hp*
- *5.0 GL & 5.0 Gi available with LS package only.

OPTIONS

- SunSport Interior
- **Fish 'N Ski Package** (OB only): 12 volt trolling motor (44 lbs thrust), aft livewell, ski pylon, forward casting platform, rod holders, fish finder, built-in battery charger, and fishing seats that double as aft jump seats
- **Saltwater Fish 'N Ski Package** (OB only): Aft livewell, ski pylon, forward casting platform, bucket seats (port and starboard), rod holders, fish finder, and fishing seats that double as aft jump seats
- **Luxury Sport Package**: VDO instrument module (includes standard instrumentation plus hour meter, odometer, sea water temperature, trip hour meter and trip odometer), glovebox, Sony® 4 speaker AM/FM CD stereo system, depth gauge with clock, tilt steering, bucket seats (port and starboard), two-tone gel color choices – navy, red, green, silver, or black, seating accent color and choice of bimini or convertible top

Remote oil filter (N/A on 3.0 GS)

- Seat cushion, bow fill-ins
- Seating, regular bucket exchange for starboard lounge
- Seating, flip-up bolsters (pair)
- Ski pylon (OB only)
- Stereo, Sony® AM/FM CD player (upgrade)
- Swim platform, add-on

CANVAS OPTIONS

- Bimini top
- Cockpit and forward cover
- Cockpit cover
- Convertible top
- Full canvas
- Mooring cover

TRAILER OPTIONS

- Galvanized trailer
- Spare tire and wheel
- Spare tire and wheel, aluminum or galvanized
- Wheel, aluminum (each)



190 HORIZON

HULL AND DECK

- 100% Armorcote® finish
- Bow and stern eyes, stainless steel
- Bow rails, through bolted, stainless steel
- Cleats, stainless steel (5)
- Engine vents, transom mounted
- Graphics standard
- Horn, concealed
- Rub rail, aluminum with vinyl insert
- Ski tow, stainless steel
- Stable-Vee® hull
- Step pads, anti-skid
- Swim platform, integrated, anti-skid
 - Assist handle
 - Ladder, angled, deep reach, concealed
- Two-tone gel color choices – navy, red, green, silver or black
- Windshield with walk-thru
 - Full aluminum framed safety glass
 - Stainless steel supports

BOW

- Anchor locker
- Anti-skid floor
- Bow carpet
- Drink holders (2)
- Full fiberglass construction
- Seating:
 - Full, wrap-around backrests
 - Rear hinged bow seats
 - Removable bow cushion
- Storage, beneath bow seat
 - Removable carpet

COCKPIT

- Anti-skid floor
- Built-in arm rest, port and starboard
- Cockpit carpet, diamond pattern, snap-in, 28 oz.
- Courtesy lites
- Drink holders (4)
- Fiberglass liner
- Engine compartment:
 - All composite construction
 - Fiberglass motor hood, insulated
 - Gel-coated bilge
- Port console:
 - Cooler, overboard draining
 - Glovebox, lockable
 - Passenger assist handles
- Seating:
 - Hi-lo positioning jump seats
 - Two adjustable back-to-back loungers
 - Duraframe® construction
 - Kick-up head rests in lounge position
- Speakers, Sony® (4)
- Storage:
 - Hidden top storage
 - In-floor ski locker
 - Hinged lid
 - Large enough for skis and knee boards
 - Raised floor, removable carpet
 - Multi-level side wall storage

HELM AREA

- Emergency engine shut-off
- Lighted switches
- Steering, tilt wheel
 - Soft touch
 - Four spoke
- VDO instrument module
 - Depth sounder/clock
 - Fuel gauge
 - Hour meter
 - Odometer
 - Oil pressure
 - Sea water temperature

- Speedometer
- Tachometer
- Temperature gauge
- Trim gauge
- Trip hour meter
- Trip odometer
- Volt meter
- Warning lights and audible alarms
 - High engine temperature
 - Low oil pressure
 - Shallow water
- Wood grain accents

SYSTEMS

- Battery, Interstate®
- Bilge blower
- Bilge pump, automatic
- Electric horn
- Power steering
- Power trim and tilt
- Stereo, Sony® AM/FM CD player
- Wire harness
 - Routed through PVC conduit in floor

CANVAS

- Choice of bimini or convertible top

TRAILER

- Sure-Load™ custom matched trailer
- Disc brakes, surge
- Integrated step pads
- Keel rollers
- Radial tires
- Single axle
- Submersible lighting
- Swing-away tongue
 - (n/a with galvanized trailer)
- Tie-down straps (3)
- Tongue jack
- Treated bunks, carpeted (4)
- Treated side guides, carpeted
- Welded tube construction, 11 gauge
- Welded winch post

POWER OPTIONS

- 4.3 GL/SX 190 hp
- 5.0 GL/SX 220 hp
- 5.0 Gi/SX 250 hp

OPTIONS

- SunSport Interior
- Hour meter
- Prop, stainless (exchange SX only)
- Remote oil filter
- Seat cushion, bow fill-in
- Seating, flip-up bolster (pair)
- Seating, flip-up bolster exchange for starboard lounge
- Seating, regular bucket exchange for starboard lounge
- Walk-thru door

CANVAS OPTIONS

- Bimini top
- Cockpit and forward cover
- Cockpit cover
- Convertible top
- Full canvas
- Mooring cover

TRAILER OPTIONS

- Disc brakes, tandem
- Galvanized trailer
- Spare tire and wheel
- Spare tire and wheel, aluminum or galvanized
- Tandem axle
- Wheel, aluminum (each)

200 HORIZON

HULL AND DECK

- 100% Armorcote® finish
- Bow and stern eyes, stainless steel
- Bow rails, through bolted, stainless steel
- Cleats, stainless steel (6)
- Engine vents, transom mounted
- Graphics standard
- Horn, concealed
- Rub rail, aluminum with vinyl insert
- Ski tow, stainless steel
- Stable-Vee® hull
- Step pads, anti-skid
- Swim platform, integrated, anti-skid
 - Assist handle
 - Ladder, angled, deep reach, concealed
- Two-tone gel color choices – navy, red, green, silver or black
- Windshield with walk-thru
 - Full aluminum framed safety glass
 - Stainless steel supports

BOW

- Anchor locker
 - Notch in lid for line
 - Overboard draining
- Anti-skid floor
- Bow carpet
- Drink holders (2)
- Full fiberglass construction
- Molded bow access step
- Seating:
 - Forward backrest
 - Rear hinged bow seats
 - Removable bow cushion
 - Wrap around backrests
- Storage, beneath bow seat

COCKPIT

- Anti-skid floor
- Coaming boards, composite construction
 - Built-in lockable glove box, port
 - Built-in arm rest, port and starboard
 - Integrated speakers
- Cockpit carpet, diamond pattern, snap-in, 28 oz.
- Courtesy lites
- Drink holders (6)
- Fiberglass liner
- Engine compartment:
 - All composite construction
 - Fiberglass motor hood, insulated
 - Gel-coated bilge

PORT CONSOLE:

- Cooler, insulated, overboard draining
- Glovebox, lockable
- Passenger assist handles
- Seating:
 - Hi-lo positioning jump seats
 - Two adjustable back-to-back loungers
 - Duraframe® construction
 - Kick-up head rests in lounge position
- Speakers, Sony® (4)

STORAGE:

- Beneath back to back loungers
- Hidden top storage
- In-floor ski locker
 - Hinged lid
 - Large enough for skis and knee boards
 - Raised floor, removable carpet
- Multi-level side wall storage

HELM AREA

- Compass
- Emergency engine shut-off
- Lighted switches
- Receptacle, 12 volt
- Steering, tilt wheel
 - Soft touch
 - Four spoke
- VDO instrument module
 - Depth sounder/clock
 - Fuel gauge
 - Hour meter
 - Odometer
 - Oil pressure
 - Sea water temperature
 - Speedometer

- Tachometer
- Temperature gauge
- Trim gauge
- Trip hour meter
- Trip odometer
- Volt meter
- Warning lights and audible alarms
 - High engine temperature
 - Low oil pressure
 - Shallow water
- Wood grain accents

SYSTEMS

- Battery, Interstate®
- Bilge blower
- Bilge pump, automatic
- Electric horn
- Power steering
- Power trim and tilt
- Stereo, Sony® AM/FM CD player
- Wire harness
 - Routed through PVC conduit in floor

CANVAS

- Choice of bimini or convertible top

TRAILER

- Sure-Load™ custom matched trailer
- Disc brakes, surge
- Integrated step pads
- Keel rollers
- Radial tires
- Single axle
- Submersible lighting
- Swing-away tongue
 - (n/a with galvanized trailer)
- Tie-down straps (3)
- Tongue jack
- Treated bunks, carpeted (4)
- Treated side guides, carpeted
- Welded tube construction, 11 gauge
- Welded winch post

POWER OPTIONS

- 5.0 GL/SX 220 hp
- 5.0 GL/Duoprop® 220 hpt
- 5.0 Gi/SX 250 hp
- 5.0 Gi/Duoprop® 250 hpt
- 5.7 GS/SX 250 hp
- 5.7 GS/Duoprop® 250 hpt
- 5.7 GSi/SX 280 hp
- 5.7 GSi/Duoprop® 280 hpt
- † Duoprop® includes stainless steel propellers

OPTIONS

- SunSport Interior
- Fender storage with fenders (2)
- Hour meter
- Prop, stainless (exchange SX only)
- Remote oil filter
- Seat cushion, bow fill-in
- Seating, flip-up bolster (pair)
- Seating, flip-up bolster exchange for starboard lounge
- Seating, regular bucket exchange for starboard lounge
- Walk-thru door

CANVAS OPTIONS

- Bimini top
- Cockpit and forward cover
- Cockpit cover
- Convertible top
- Full canvas
- Mooring cover

TRAILER OPTIONS

- Disc brakes, tandem
- Galvanized trailer
- Spare tire and wheel
- Spare tire and wheel, aluminum or galvanized
- Tandem axle
- Wheel, aluminum (each)



210 HORIZON

HULL AND DECK

- 100% Armorcote® finish
- Bow light, stainless steel
- Bow and stern eyes, stainless steel
- Bow rails, through bolted, stainless steel
- Chrome plated brass thru-hull fittings where applicable
- Cleats, euro style, stainless steel (6)
- Engine air scoops, side deck
- Fiberglass stringers
- Graphics standard
- Horn, concealed
- Rub rail, rigid vinyl with stainless steel insert
- Ski tow, stainless steel
- Stable-Vee® 3 hull
- Stainless steel gas cap
- Step pads, anti-skid
- Swim platform, integrated, anti-skid, contoured toe rail
 - Assist handle
 - Ladder, angled, deep reach, concealed
 - Storage tub, self draining
- Two-tone gel color choices – navy, red, green, silver or black
- Windshield with walk-thru
 - Full powder coated aluminum framed safety glass
 - Stainless steel supports

BOW

- Anchor locker
 - Notch in lid for line
 - Overboard draining
- Anti-skid floor
- Bow carpet
- Drink holders (4)
- Fender storage with fenders (2)
- Seating:
 - Cantled wrap around backrests
 - Rear hinged bow seats with contoured thigh support
- Storage:
 - Beneath bow seat
 - Walk-thru lockers (2)

COCKPIT

- Anti-skid floor
- Coaming boards
 - Built-in arm rest, port and starboard
- Cockpit carpet, diamond pattern, snap-in, 40 oz.
- Courtesy lites
- Drink holders (6)
- Engine compartment:
 - All composite construction
 - Fiberglass motor hood, insulated
 - Assist handle
 - Electric engine hatch
 - Molded engine liner
- Fiberglass liner
- Port console:
 - Cooler, insulated, overboard draining
 - Drink holder (1)
 - Glovebox, lockable
 - Passenger assist handles
- Seating:
 - Adjustable bucket seats with flip-up bolster
 - L-shape stern seating
 - 36 qt carry-on cooler beneath hinged seat
 - Flip-down stern seat for engine inspection
- Speakers, Sony® (4)
- Storage:
 - In-floor ski locker
 - Hinged lid
 - Large enough for skis and knee boards
 - Multi-level side wall storage
- Walk-thru transom

HELM AREA

- Compass
- Drink holder (1)
- Emergency engine shut-off
- Lighted switches
- Passenger accessible radio box
- Receptacle, 12 volt
- Steering, tilt wheel
 - Leather wrapped
 - Four spoke
- VDO instrument module
 - Depth sounder/clock
 - Fuel gauge
 - Hour meter
 - Odometer
 - Oil pressure

- Sea water temperature
- Speedometer
- Tachometer
- Temperature gauge
- Trim gauge
- Trip hour meter
- Trip odometer
- Volt meter
- Warning lights and audible alarms
 - High engine temperature
 - Low oil pressure
 - Shallow water
- Wood grain accents

SYSTEMS

- Battery, Interstate®
- Bilge blower
- Bilge pump, automatic
- Electric horn
- Power steering
- Power trim and tilt
- Stereo, Sony® AM/FM CD player
- Wire harness
 - Routed through PVC conduit in floor

CANVAS

- Choice of bimini or convertible top

TRAILER

- Sure-Load™ custom matched trailer
- Disc brakes, surge
- Integrated step pads
- Keel rollers
- Radial tires
- Submersible lighting
- Swing-away tongue
 - (n/a with galvanized trailer)
- Tandem axle
- Tie-down straps (3)
- Tongue jack
- Treated bunks, carpeted (4)
- Treated side guides, carpeted
- Welded tube construction, 11 gauge
- Welded winch post

POWER OPTIONS

- 5.0 GL/SX 220 hp
- 5.0 GL/DuoProp® 220 hp
- 5.0 Gi/SX 250 hp
- 5.0 Gi/DuoProp® 250 hp
- 5.7 GS/SX 250 hp
- 5.7 GS/DuoProp® 250 hp
- 5.7 GSi/SX 280 hp
- 5.7 GSi/DuoProp® 280 hp
- DuoProp® includes stainless steel propellers.

OPTIONS

- Docking lights
- Hour meter
- **IT Package:** Red or black gel band color choices with corresponding "LT" graphics, special lizarrette vinyl trim, docking lights, white powder coated windshield extrusion and bow rails
 - Prop, stainless (exchange SX only)
 - Remote oil filter
 - Seat cushion, aft fill-in (with U-wrap)
 - Seat cushion, bow fill-in
 - Seating, double-wide lounge, port
 - Seating, U-wrap interior
 - Swim platform, add-on
 - Table with mount
 - Thru-hull exhaust, Quick & Quiet Plus
 - Transom washdown
 - Walk-thru door
 - Windshield wiper, starboard

CANVAS OPTIONS

- Bimini top
- Camper canvas
- Cockpit and forward cover
- Cockpit cover
- Convertible top
- Full canvas
- Mooring cover
- Windshield connector for bimini top (clear)

TRAILER OPTIONS

- Disc brakes, tandem
- Galvanized trailer
- Spare tire and wheel
- Spare tire and wheel, aluminum or galvanized
- Wheel, aluminum (each)

230 HORIZON

HULL AND DECK

- 100% Armorcote® finish
- Bow light, stainless steel
- Bow and stern eyes, stainless steel
- Bow rails, through bolted, stainless steel
- Chrome plated brass thru-hull fittings where applicable
- Cleats, euro style, stainless steel (6)
- Engine air scoops, side deck
- Fiberglass stringers
- Graphics standard
- Horn, concealed
- Rub rail, rigid vinyl with stainless steel insert
- Ski tow, stainless steel
- Stable-Vee® 3 hull
- Stainless steel gas cap
- Step pads, anti-skid
- Swim platform, integrated, anti-skid, contoured toe rail
 - Assist handle
 - Ladder, angled, deep reach, concealed
 - Storage tub, self draining
- Two-tone gel color choices – navy, red, green, silver or black
- Windshield with walk-thru
 - Full powder coated aluminum framed safety glass
 - Stainless steel supports

BOW

- Anchor locker
 - Notch in lid for line
 - Overboard draining
- Anti-skid floor
- Bow carpet
- Drink holders (4)
- Fender storage with fenders (2)
- Full fiberglass enclosed head
 - Opening port lite with screen
 - Porta-Potti
 - Removable carpet
- Recessed storage with drink holders
- Seating:
 - Cantled wrap around backrests
 - Rear hinged bow seats with contoured thigh support
- Storage:
 - Beneath bow seat
 - Walk-thru locker

COCKPIT

- Anti-skid floor
- Coaming boards
 - Built-in arm rest, port and starboard
- Cockpit carpet, diamond pattern, snap-in, 40 oz.
- Courtesy lites
- Drink holders (6)
- Engine compartment:
 - All composite construction
 - Fiberglass motor hood, insulated
 - Assist handle
 - Electric engine hatch
 - Molded engine liner
- Fiberglass liner
- Port console:
 - Cooler, insulated, overboard draining
 - Drink holder (1)
 - Glovebox, lockable
 - Passenger assist handle
- Seating:
 - Adjustable bucket seats with flip-up bolster
 - L-shape stern seating
 - 36 qt carry-on cooler beneath hinged seat
 - Flip-down stern seat for engine inspection
- Speakers, Sony® (4)
- Storage:
 - In-floor ski locker
 - Hinged lid
 - Large enough for skis and knee boards
 - Multi-level side wall storage
- Walk-thru transom

HELM AREA

- Compass
- Drink holder (1)
- Emergency engine shut-off
- Lighted switches
- Passenger accessible radio box
- Receptacle, 12 volt
- Steering, tilt wheel
 - Leather wrapped
 - Four spoke
- VDO instrument module
 - Depth sounder/clock
 - Fuel gauge
 - Hour meter
 - Odometer
 - Oil pressure
 - Sea water temperature
 - Speedometer

- Tachometer
- Temperature gauge
- Trim gauge
- Trip hour meter
- Trip odometer
- Volt meter
- Warning lights and audible alarms
 - High engine temperature
 - Low oil pressure
 - Shallow water
- Wood grain accents

SYSTEMS

- Battery, Interstate®
- Bilge blower
- Bilge pump, automatic
- Electric horn
- Power steering
- Power trim and tilt
- Stereo, Sony® AM/FM CD player
- Wire harness
 - Routed through PVC conduit in floor

CANVAS

- Choice of bimini or convertible top

TRAILER

- Sure-Load™ custom matched trailer
- Disc brakes, surge
- Integrated step pads
- Keel rollers
- Radial tires
- Submersible lighting
- Swing-away tongue
 - (n/a with galvanized trailer)
- Tandem axle
- Tie-down straps (3)
- Tongue jack
- Treated bunks, carpeted (4)
- Treated side guides, carpeted
- Welded tube construction, 11 gauge
- Welded winch post

POWER OPTIONS

- 5.0 Gi/SX 250 hp
- 5.0 Gi/DuoProp® 250 hp
- 5.7 GS/SX 250 hp
- 5.7 GS/DuoProp® 250 hp
- 5.7 GSi/SX 280 hp
- 5.7 GSi/DuoProp® 280 hp
- 7.4 Gi/SX 310 hp
- 7.4 Gi/DuoProp® 310 hp
- 7.4 GSi/DuoProp® 385 hp
- DuoProp® includes stainless steel propellers

OPTIONS

- Batteries, dual with switch
- Cockpit refreshment center: dual batteries, refrigerator, sink with pressurized water system (7 gal/27 l), counter top, and trash receptacle (with L-shape seating only)
- Docking lights
- Head, pump-out
- Hour meter
- **LT Package:** Red or black gel band color choices with corresponding "LT" graphics, special lizarrette vinyl trim, docking lights, white powder coated windshield extrusion and bow rails
 - Prop, stainless (exchange SX only)
 - Remote oil filter (standard on 7.4 Gi and 7.4 GSi engines)
 - Seat cushion, aft fill-in (with U-wrap)
 - Seat cushion, bow fill-in
 - Seating, double-wide lounge, port
 - Seating, U-wrap interior
 - Swim platform, add-on
 - Table with mount
 - Thru-hull exhaust, Quick & Quiet Plus
 - Transom washdown
 - Trim tabs, hydraulic
 - Walk-thru door
 - Windshield wiper, starboard

CANVAS OPTIONS

- Bimini top
- Camper canvas
- Cockpit and forward cover
- Cockpit cover
- Convertible top
- Full canvas
- Mooring cover
- Windshield connector for bimini top (clear)

TRAILER OPTIONS

- Disc brakes, tandem
- Galvanized trailer
- Spare tire and wheel
- Spare tire and wheel, aluminum or galvanized
- Wheel, aluminum (each)

260 HORIZON

HULL AND DECK

- 100% Armorcote® finish
- Bow light, stainless steel
- Bow and stern eyes, stainless steel
- Bow rails, through bolted, stainless steel
- Chrome plated brass thru-hull fittings where applicable
- Cleats, euro style, stainless steel (6)
- Engine air scoops, side deck
- Fiberglass stringers
- Graphics standard
- Horn, concealed
- Rub rail, rigid vinyl with stainless steel insert
- Ski tow, stainless steel
- Stable-Vee® 3 hull
- Stainless steel gas cap
- Step pads, anti-skid
- Swim platform, integrated, anti-skid, contoured toe rail
 - Assist handle
 - Ladder, angled, deep reach, concealed
 - Storage tub, self draining
- Two-tone gel color choices – navy, red, green, silver or black
- Windshield with walk-thru
 - Full powdered coated aluminum framed safety glass
 - Stainless steel supports

BOW

- Anchor locker
 - Notch in lid for line
 - Overboard draining
- Anti-skid floor
- Bow carpet
- Drink holders (4)
- Full fiberglass enclosed head
 - Opening port lite with screen
 - Porta-Potti
 - Removable carpet
- Recessed storage with drink holders
- Seating:
 - Canted wrap around backrests
 - Rear hinged bow seats with contoured thigh support
- Storage:
 - Beneath bow seat
 - Walk-thru locker

COCKPIT

- Anti-skid floor
- Coaming boards
 - Built-in arm rest, port and starboard
- Cockpit carpet, diamond pattern, snap-in, 40 oz.
- Courtesy lites
- Drink holders (6)
- Engine compartment:
 - All composite construction
 - Fiberglass motor hood, insulated
 - Assist handle
 - Electric engine hatch
 - Molded engine liner
- Fiberglass liner
- Port console:
 - Cooler, insulated, overboard draining
 - Drink holder (1)
 - Glovebox, lockable
 - Passenger assist handle
- Seating:
 - Adjustable bucket seats with flip-up bolster
 - L-shape stern seating
 - 36 qt carry-on cooler beneath hinged seat
 - Flip-down rear stern seat for engine inspection
- Speakers, Sony® (4)
- Storage:
 - In-floor ski locker
 - Hinged lid
 - Large enough for skis and knee boards
 - Multi-level side wall storage
 - Walk-thru transom

HELM AREA

- Compass
- Drink holder (1)
- Emergency engine shut-off
- Passenger accessible radio box
- Lighted switches
- Receptacle, 12 volt
- Steering, tilt wheel
 - Leather wrapped
 - Four spoke
- VDO instrument module
 - Depth sounder/clock
 - Fuel gauge
 - Hour meter
 - Odometer
 - Oil pressure

- Sea water temperature
- Speedometer
- Tachometer
- Temperature gauge
- Trim gauge
- Trip hour meter
- Trip odometer
- Volt meter
- Warning lights and audible alarms
 - High engine temperature
 - Low oil pressure
 - Shallow water
- Wood grain accents

SYSTEMS

- Battery, Interstate®
- Bilge blower
- Bilge pump, automatic
- Electric horn
- Power steering
- Power trim and tilt
- Stereo, Sony® AM/FM CD player
- Wire harness
 - Routed through PVC conduit in floor

CANVAS

- Bimini top

TRAILER

- Sure-Load™ custom matched trailer
- Disc brakes, surge
- Integrated step pads
- Keel rollers
- Radial tires
- Submersible lighting
- Swing-away tongue
 - (n/a with galvanized trailer)
- Tandem axle
- Tie-down straps (3)
- Tongue jack
- Treated bunks, carpeted (4)
- Treated side guides, carpeted
- Welded tube construction, 11 gauge
- Welded winch post

POWER OPTIONS

- 5.7 GS/SX 250 hp
- 5.7 GS/Duoprop® 250 hp[†]
- 5.7 GSi/SX 280 hp
- 5.7 GSi/Duoprop® 280 hp[†]
- 7.4 Gi/Duoprop® 310 hp[†]
- 7.4 GSi/Duoprop® 385 hp[†]
- 8.2 GSi/Duoprop® 415 hp[†]
- [†] Duoprop® includes stainless steel propellers

OPTIONS

- Batteries, dual with switch
- Cockpit refreshment center: dual batteries, refrigerator, sink with pressurized water system (7 gal/27 l), counter top, and trash receptacle (with L-shape seating only)

- Docking lights
- Head, pump-out
- Hour meter
- **LT Package:** Red or black gel band color choices with corresponding "LT" graphics, special lizardette vinyl trim, docking lights, white powder coated windshield extrusion and bow rails

- Prop, stainless (exchange SX only)
- Remote oil filter (standard on 7.4 Gi, 7.4 GSi and 8.2 GSi engines)

- Seat cushion, aft fill-in (with U-wrap)
- Seat cushion, bow fill-in
- Seating, double-wide lounge, port
- Seating, U-wrap interior
- Swim platform, add-on
- Table with mount
- Thru-hull exhaust, Quick & Quiet Plus
- Transom washdown
- Trim tabs, hydraulic
- Walk-thru door
- Windshield wiper, starboard

CANVAS OPTIONS

- Bimini top
- Camper canvas
- Cockpit and forward cover
- Cockpit cover
- Full canvas
- Mooring cover
- Windshield connector for bimini top (clear)

TRAILER OPTIONS

- Disc brakes, tandem
- Galvanized trailer
- Spare tire and wheel
- Spare tire and wheel, aluminum or galvanized
- Wheel, aluminum

280 HORIZON

HULL AND DECK

- 100% Armorcote® finish
- Bow light, stainless steel
- Bow and stern eyes, stainless steel
- Bow rails, through bolted, stainless steel
- Chrome plated brass thru-hull fittings where applicable
- Cleats, euro style, stainless steel (6)
- Dockside power inlet
- Engine air scoops, triple intake, side deck
- Fiberglass stringers
- Graphics standard
- Horn, concealed
- Props, stainless steel
- Rub rail, rigid vinyl with stainless steel insert
- Ski tow, stainless steel
- Stable-Vee® 3 hull
- Stainless steel gas cap
- Step pads, anti-skid
- Swim platform, integrated, anti-skid, contoured toe rail
 - Assist handle
 - Ladder, angled, deep reach, concealed
 - Storage tub, self draining
- Transom washdown
- Trim tabs, hydraulic
- Two-tone gel color choices – navy, red, green, silver or black
- Windshield with walk-thru
 - Full powder coated aluminum framed safety glass
 - Stainless steel supports

BOW

- Anchor locker
 - Notch in lid for line
 - Overboard draining
- Anti-skid floor
- Bow carpet
- Drink holders (4)
- Full fiberglass enclosed head
 - Bathroom tissue holder
 - Opening port lite with screen
 - Overhead lighting
 - Receptacle, 110V
 - Removable carpet
 - Sink with pressurized water
 - Storage locker
 - Vacu-flush head, porcelain
- Recessed storage with drink holders
- Seating:
 - Canted wrap around backrests
 - Rear hinged bow seats with contoured thigh support
- Storage:
 - Beneath bow seat
 - Walk-thru locker

COCKPIT

- Anti-skid floor
- Battery management system with isolated engine start and ship's system circuits
- Coaming boards
 - Built-in arm rest, starboard
- Cockpit carpet, diamond pattern, snap-in, 40 oz.
- Cockpit refreshment center
 - Dual batteries
 - Receptacle, 110V
 - Refrigerator
 - Sink with pressurized water
 - Corian counter top
 - Trash receptacle
- Courtesy lites
- Drink holders (7)
- Engine compartment:
 - All composite construction
 - Fiberglass motor hood, insulated
 - Assist handle
 - Electric engine hatch
 - Molded engine liner
- Fiberglass liner
- Seating:
 - Double wide helm, adjustable drivers side with flip-up bolster
 - Under seat storage
 - C-wrap stern seating
 - 36 qt carry-on cooler beneath hinged seat
 - Flip-down stern seat for engine inspection
- Speakers, Sony®
- Storage:
 - Beneath port and starboard seating
 - In-floor ski locker
 - Hinged lid, fore and aft

- Large enough for skis and knee boards
- Multi-level side wall storage
- Walk-thru transom
- Windshield wiper, starboard

HELM AREA

- Compass
- Drink holder (1)
- Emergency engine shut-off
- High performance shift and throttle controls
- Lighted switches
- Receptacle, 12 volt
- Steering, tilt wheel
 - Leather wrapped
 - Four spoke
- Instrumentation:
 - Depth sounder
 - Fuel gauge
 - Oil pressure
 - Shallow water alarm
 - Speedometer
 - Tachometer
 - Temperature gauge
 - Trim gauge
 - Volt meter
- Wood-grain accents

SYSTEMS

- Batteries, dual
- Bilge blower
- Bilge pump, automatic
- Electric horn
- Power steering
- Power trim and tilt
- Stereo, Sony® AM/FM CD player
- CD changer, 10-disc
- Wire harness
 - Routed through PVC conduit in floor

CANVAS

- Bimini top

POWER OPTIONS

- 7.4 Gi/Duoprop® 310 hp[†]
- 7.4 GSi/Duoprop® 385 hp[†]
- 8.2 GSi/Duoprop® 415 hp[†]
- Twin 5.0 Gi/SX 250 hp[†]
- Twin 5.7 GSi/SX 280 hp[†]
- [†] Stainless steel propellers standard

OPTIONS

- Docking lights
- Gray water system with holding tank
- Hour meter
- **LT Package:** Red or black gel band color choices with corresponding "LT" graphics, special lizardette vinyl trim, docking lights, white powder coated windshield extrusion and bow rails
- Remote oil filter (standard on 7.4 Gi, 7.4 GSi, and 8.2 GSi engines)

- Seat cushion, aft fill-in
- Seat cushion, bow fill-in
- Swim platform, add-on
- Table with mount
- Thru-hull exhaust, Quick & Quiet Plus
- VHF
- Walk-thru door
- Windlass with rope, chain and anchor

CANVAS OPTIONS

- Bimini top
- Camper canvas
- Cockpit and forward cover
- Cockpit cover
- Full canvas
- Mooring cover
- Windshield connector for bimini top (clear)

TRAILER OPTIONS

- Sure-Load™ custom matched tandem axle trailer with tandem disc brakes
- Tri-axle trailer (req. with twin engines)
- Galvanized trailer
- Spare tire and wheel
- Spare tire and wheel, aluminum or galvanized
- Wheel, aluminum



214 FUNSHIP

HULL AND DECK

- 100% Armorcote® finish
- Bow and stern eyes, stainless steel
- Bow rails, through bolted, stainless steel
- Cleats, stainless steel, four bolt (6)
- Engine vents, transom mounted*
- Graphics standard
- Horn, concealed
- Rub rail, aluminum with vinyl insert
- Ski tow, stainless steel*
- Step pads, anti-skid
- Swim platform (2), fore and aft, integrated, anti-skid
 - Ladders (2), angled, deep reach, concealed
- Two-tone gel color choices - navy, red, green, silver or black

BOW

- Anchor locker with hidden ladder
 - Overboard draining
- Anti-skid floor
- Courtesy lites
- Drink holders (3)
- Passenger assist handles
- Seating:
 - Wrap around backrests
- Speakers, Sony® (2)
- Storage:
 - Beneath bow seat
 - Removable carpet
 - In-floor locker
 - Large enough for skis and knee boards
 - Raised floor, removable carpet

COCKPIT

- Coaming boards
- Cockpit carpet, diamond pattern, snap-in, 40 oz.
- Courtesy lites
- Drink holders (4)
- Engine compartment*:
 - Fiberglass motor hood, insulated
 - Gel coated bilge
- Fiberglass liner
 - Anti-skid floor
 - Self bailing
- Port console:
 - Beverage rack, tilt-out
 - Cooler, built-in, overboard draining
 - Sink with pressurized water
- Port entry door
- Seating:
 - Double-wide "Buddy" helm seat
 - Adjustable fore and aft
 - Swivel
 - L-shape lounge
- Speakers, Sony® (2)
- Storage:
 - Beneath L-shape seating
 - Side wall
- Starboard console:
 - Enclosed head
 - Opening port lite with screen
 - Porta-potti
- Table with mount, aft

HELM AREA

- Compass
- Drink holders (2)
- Emergency engine shut-off
- Lighted switches
- Receptacle, 12 volt
- Steering, tilt wheel*
 - Soft touch
 - Four spoke
- VDO gauges
 - Depth sounder
 - Fuel gauge

- Oil pressure*
- Speedometer
- Tachometer
- Temperature gauge
- Trim gauge
- Volt meter

- Wood grain accents
- Windscreen

SYSTEMS

- Battery, Interstate®
- Bilge blower*
- Bilge pump, automatic
- Electric horn
- Potable water, pressurized
- Power steering*
- Power trim and tilt
- Stereo, Sony® AM/FM CD player
- Wire harness
 - Routed through PVC conduit in floor

CANVAS

- Bimini top
- Stainless steel top hardware and bows

TRAILER

- Sure-Load™ custom matched trailer
- Disc brakes, surge
- Integrated step pads
- Keel rollers
- Radial tires
- Submersible lighting
- Swing-away tongue
 - (n/a with galvanized trailer)
- Tandem axle
- Tie-down straps (3)
- Tongue jack
- Treated bunks, carpeted
- Treated side guides, carpeted
- Welded tube construction, 11 gauge
- Welded winch post

POWER OPTIONS

- 150 VX OB
- 150 Ficht® PX OB
- 175 VX OB
- 175 Ficht® PX OB
- 5.0 GL/SX 220 hp
- 5.0 Gi/Duoprop® 250 hp*
- 5.0 GS/SX 250 hp
- 5.7 GS/Duoprop® 250 hp*
- 5.7 GS/SX 280 hp
- 5.7 GS/Duoprop® 280 hp*
- * Duoprop® includes stainless steel propellers

OPTIONS

- Docking lights
- Head, pump-out
- Hour meter*
- Prop, stainless (exchange SX only)
- Remote oil filter*
- Seat cushions, bow fill-in
- Ski pylon (OB only)
- Table with floor mount, forward
- Transom washdown

CANVAS OPTIONS

- Cockpit cover
- Mooring cover

TRAILER OPTIONS

- Disc brakes, tandem
- Galvanized trailer
- Spare tire and wheel
- Spare tire and wheel, aluminum or galvanized
- Wheel, aluminum (each)

234 FUNSHIP

HULL AND DECK

- 100% Armorcote® finish
- Bow and stern eyes, stainless steel
- Cleats, stainless steel, four bolt (6)
- Engine vents, transom mounted
- Graphics standard
- Horn, concealed
- Rub rail, rigid vinyl with stainless steel insert
- Ski tow, stainless steel
- Step pads, anti-skid
- Swim platform (2), fore and aft, integrated, anti-skid
 - Ladders (2), angled, deep reach, concealed
- Two-tone gel color choices - navy, red, green, silver or black
- Windshield with walk-thru
 - Full aluminum framed safety glass
 - Stainless steel supports

BOW

- Anchor locker with hidden ladder
 - Overboard draining
- Anti-skid floor
- Built-in ice chest
- Courtesy lites
- Drink holders (4)
- Forward entry
- Passenger assist handles (2), stainless steel
- Removable cooler
- Seating:
 - Wrap around backrests
- Speakers, Sony® (2)
- Starboard entry with door
- Storage:
 - Beneath bow seat
 - In-floor locker
 - Hinged lid
 - Large enough for skis and knee boards
 - Raised floor, removable carpet

COCKPIT

- Coaming boards
- Cockpit carpet, diamond pattern, snap-in, 40 oz.
- Courtesy lites
- Drink holders (6)
- Engine compartment:
 - Fiberglass motor hood, insulated
 - Gel-coated bilge
- Fiberglass liner
 - Anti-skid floor
 - Self bailing
- Port console:
 - Enclosed Head
 - Fiberglass liner
 - Opening port lite with screen
 - Overhead lighting
 - Sink with pressurized water
 - Storage locker
 - Passenger assist handle, stainless steel
- Seating:
 - Adjustable bucket seat with flip-up bolster
 - L-shape lounge
- Speakers, Sony® (2)
- Storage:
 - Beneath L-shape seating with hydraulic assist
 - Console locker, starboard
- Table with mount, aft
- Transom passenger assist handle, stainless steel

HELM AREA

- Compass
- Emergency engine shut-off
- Lighted switches
- Receptacle, 12 volt
- Steering, tilt wheel
 - Leather wrapped
 - Four spoke
- VDO instrument module
 - Depth sounder/clock
 - Fuel gauge
 - Hour meter
 - Odometer
 - Oil pressure
 - Sea water temperature
 - Speedometer
 - Tachometer
 - Temperature gauge
 - Trim gauge
 - Trip hour meter
 - Trip odometer

- Volt meter
- Warning lights and audible alarms
 - High engine temperature
 - Low oil pressure
 - Shallow water
- Wood grain accents

SYSTEMS

- Battery, Interstate®
- Bilge blower
- Bilge pump, automatic
- Electric horn
- Power steering
- Power trim and tilt
- Stereo, Sony® AM/FM CD player
- Wire harness
 - Routed through PVC conduit in floor

CANVAS

- Bimini top
- Stainless steel top hardware and bows

TRAILER

- Sure-Load™ custom matched trailer
- Disc brakes, surge
- Integrated step pads
- Keel rollers
- Radial tires
- Submersible lighting
- Swing-away tongue
 - (n/a with galvanized trailer)
- Tandem axle
- Tie-down straps (3)
- Tongue jack
- Treated bunks, carpeted
- Treated side guides, carpeted
- Welded tube construction, 11 gauge
- Welded winch post

POWER OPTIONS

- 5.0 GL/SX 220 hp
- 5.0 Gi/SX 250 hp
- 5.0 Gi/Duoprop® 250 hp*
- 5.7 GS/SX 250 hp
- 5.7 GS/Duoprop® 250 hp*
- 5.7 GS/SX 280 hp
- 5.7 GS/Duoprop® 280 hp*
- * Duoprop® includes stainless steel propellers

OPTIONS

- Docking lights
- Head, pump-out
- Hour meter
- Prop, stainless (exchange SX only)
- Remote oil filter
- Seat cushions, bow fill-in
- Swim platform, add-on
- Table with floor mount, forward
- Transom washdown
- Walk-thru door

CANVAS OPTIONS

- Cockpit and forward cover
- Mooring cover

TRAILER OPTIONS

- Disc brakes, tandem
- Galvanized trailer
- Spare tire and wheel
- Spare tire and wheel, aluminum or galvanized
- Wheel, aluminum (each)



254 FUNSHIP

HULL AND DECK

- 100% Armorclote® finish
- Bow rails, through bolted, stainless steel
- Bow and stern eyes, stainless steel
- Cleats, stainless steel, four bolt (6)
- Engine vents, transom mounted
- Graphics standard
- Horn, concealed
- Rub rail, rigid vinyl with stainless steel insert
- Ski tow, stainless steel
- Step pads, anti-skid
- Swim platform (2), fore and aft, integrated, anti-skid
 - Ladders (2), angled, deep reach, concealed
- Two-tone gel color choices – navy, red, green, silver or black
- Windshield with walk-thru
 - Full aluminum framed safety glass
 - Stainless steel supports

BOW

- Anchor locker with hidden ladder
 - Overboard draining
- Anti-skid floor
- Built-in ice chest
- Courtesy lites
- Drink holders (4)
- Passenger assist handles (2), stainless steel
- Removable cooler
- Seating:
 - Wrap around backrests
- Speakers, Sony® (2)
- Starboard entry with door
- Storage:
 - Beneath bow seat
 - Removable carpet
 - In-floor locker
 - Hinged lid
 - Large enough for skis and knee boards
 - Raised floor, removable carpet

COCKPIT

- Coaming boards
- Cockpit carpet, diamond pattern, snap-in, 40 oz.
- Cockpit refreshment center
 - Drink holders (3)
 - Ice chest, integrated
 - Passenger assist handle, stainless steel
 - Removable cooler
 - Sink with pressurized water
 - Storage compartment
 - Trash receptacle
- Courtesy lites
- Drink holders (5)
- Engine compartment:
 - Fiberglass motor hood, insulated
 - Gel-coated bilge
 - Security latch
- Fiberglass liner
 - Anti-skid floor
 - Self bailing
- Port console:
 - Enclosed Head
 - Fiberglass liner
 - Opening port lite with screen
 - Overhead lighting
 - Sink with pressurized water
 - Storage locker
 - Passenger assist handle, stainless steel
- Seating:
 - Adjustable bucket seat with flip-up bolster
 - L-shape lounge
- Speakers, Sony® (2)
- Storage:
 - Beneath L-shape seating, hydraulic assist
 - Console locker, starboard
 - In-floor storage locker
- Table with mount, aft
- Transom passenger assist handle, stainless steel

HELM AREA

- Compass
- Emergency engine shut-off
- Lighted switches
- Receptacle, 12 volt
- Steering, tilt wheel
 - Leather wrapped
 - Four spoke
- VDO instrument module
 - Depth sounder/clock
 - Fuel gauge

- Hour meter
 - Odometer
 - Oil pressure
 - Sea water temperature
 - Speedometer
 - Tachometer
 - Temperature gauge
 - Trim gauge
 - Trip hour meter
 - Trip odometer
 - Volt meter
 - Warning lights and audible alarms
 - High engine temperature
 - Low oil pressure
 - Shallow water
 - Wood grain accents
- ### SYSTEMS
- Battery, Interstate®
 - Bilge blower
 - Bilge pump, automatic
 - Electric horn
 - Power steering
 - Power trim and tilt
 - Stereo, Sony® AM/FM CD player
 - Wire harness
 - Routed through PVC conduit in floor

CANVAS

- Bimini top
- Stainless steel top hardware and bows

TRAILER

- Sure-Load™ custom matched trailer
- Disc brakes, surge
- Integrated step pads
- Keel rollers
- Radial tires
- Submersible lighting
- Swing-away tongue
 - (n/a with galvanized trailer)
- Tandem axle
- Tie-down straps (3)
- Tongue jack
- Treated bunks, carpeted
- Treated side guides, carpeted
- Welded tube construction, 11 gauge
- Welded winch post

POWER OPTIONS

- 5.7 GS/SX 250 hp
 - 5.7 GS/Duoprop® 250 hp¹
 - 5.7 GSI/SX 280 hp
 - 5.7 GSI/Duoprop® 280 hp¹
 - 7.4 G/Duoprop® 310 hp¹
- ¹ Duoprop® includes stainless steel propellers

OPTIONS

- Docking lights
- Head, pump-out
- Hour meter
- Prop, stainless (exchange SX only)
- Refrigerator
- Remote oil filter (standard on 7.4 Gt engine)
- Seat cushions, bow fill-in
- Swim platform, add-on
- Table with floor mount, forward
- Transom washdown
- Walk-thru door

CANVAS OPTIONS

- Cockpit and forward cover
- Mooring cover

TRAILER OPTIONS

- Disc brakes, tandem
- Galvanized trailer
- Spare tire and wheel
- Spare tire and wheel, aluminum or galvanized
- Wheel, aluminum (each)



205 SUNDOWNER

HULL AND DECK

- 100% Armorclote® finish
- Anchor locker
 - Notch in lid for line
 - Overboard draining
- Anti-skid deck
- Bow rails, through bolted, stainless steel
- Bow and stern eyes, stainless steel
- Cleats, stainless steel (6)
- Deck hatch, white translucent
- Engine vents, transom mounted
- Graphics standard
- Port lites (2), opening with screens
- Rub rail, aluminum with vinyl insert
- Ski tow, stainless steel
- Stable-Vee® hull
- Swim platform, integrated, anti-skid
 - Assist handle
 - Ladder, angled, deep-reach, concealed
- Two-tone gel color choices – navy, red, green, silver or black
- Windshield with walk-thru
 - Full aluminum framed safety glass
 - Stainless steel supports

COCKPIT

- Anti-skid floor
- Coaming boards, composite construction
 - Built-in armrest, port and starboard
 - Built-in lockable glove box, port
 - Integrated speakers
- Cockpit carpet, diamond pattern, snap-in, 28 oz.
- Courtesy lites
- Drink holders (4)
- Engine compartment:
 - All composite construction
 - Fiberglass motor hood, insulated
 - Gel-coated bilge
- Fiberglass liner
- Port console:
 - Cooler, insulated, overboard draining
 - Passenger assist handle(s)
- Seating:
 - Hi-lo positioning jump seats
 - Two adjustable back-to-back loungers
 - Duratrame® construction
 - Kick-up headrests in lounge position
- Speakers, Sony® (2)
- Storage:
 - Beneath back-to-back lounge
 - Hidden top storage
 - Multi-level side wall storage

HELM AREA

- Compass
 - Emergency engine shut-off
 - Lighted switches
 - Receptacle, 12 volt
 - Steering, tilt wheel
 - Soft touch
 - Four spoke
 - VDO instrument module
 - Depth sounder/clock
 - Fuel gauge
 - Hour meter
 - Odometer
 - Oil pressure
 - Sea water temperature
 - Speedometer
 - Tachometer
 - Temperature gauge
 - Trim gauge
 - Trip hour meter
 - Trip odometer
 - Volt meter
 - Warning lights and audible alarms
 - High engine temperature
 - Low oil pressure
 - Shallow water
 - Wood grain accents
- ### CABIN
- Back rest converts to V-berth fill-in
 - Dual bi-fold doors
 - Head, porta-potti
 - Lights, bullet
 - Removable companionway door
 - Speakers, Sony® (2)
 - Storage:
 - Beneath V-berth cushions
 - Shelves behind backrests
 - Vinyl headliner
- ### SYSTEMS
- Battery, Interstate®
 - Bilge blower
 - Bilge pump, automatic

- Electric horn
- Power steering
- Power trim and tilt
- Stereo, Sony® AM/FM CD player
- Wire harness
 - Routed through PVC conduit in floor

CANVAS

- Bimini top
- Windshield connector, clear

TRAILER

- Sure-Load™ custom matched trailer
- Disc brakes, surge
- Integrated step pads
- Keel rollers
- Radial Tires
- Single axle
- Submersible lighting
- Swing-away tongue
 - (n/a with galvanized trailer)
- Tie-down straps (3)
- Tongue jack
- Treated bunks, carpeted (4)
- Treated side guides, carpeted
- Welded tube construction, 11 gauge
- Welded winch post

POWER OPTIONS

- 5.0 GS/SX 220 hp
 - 5.0 G/Duoprop® 220 hp¹
 - 5.0 G/SX 250 hp
 - 5.0 G/Duoprop® 250 hp¹
 - 5.7 GS/SX 250 hp
 - 5.7 GS/Duoprop® 250 hp¹
 - 5.7 GS/SX 280 hp
 - 5.7 GSI/Duoprop® 280 hp¹
- ¹ Duoprop® includes stainless steel propellers

OPTIONS

- SunSport interior
- Head, pump-out
- Hour meter
- Prop, stainless (exchange SX only)
- Remote oil filter
- Seating, flip-up bolster (pair)
- Seating, flip-up bolster exchange for starboard lounge
- Seating, regular bucket exchange for starboard lounge
- Stove, one burner, alcohol
- Table with mount
- Transom washdown
- Windshield wiper, starboard

CANVAS OPTIONS

- Camper canvas
- Cockpit cover
- Mooring cover

TRAILER OPTIONS

- Disc brakes, tandem
- Galvanized trailer
- Spare tire and wheel
- Spare tire and wheel, aluminum or galvanized
- Tandem axle
- Wheel, aluminum (each)



215 SUNDOWNER

HULL AND DECK

- 100% Armorcote® finish
- Anchor locker
 - Notch in lid for line
 - Overboard draining
- Anti-skid deck
- Bow light, stainless steel
- Bow and stern eyes, stainless steel
- Bow rails, through bolted, stainless steel
- Chrome plated brass thru-hull fittings where applicable
- Cleats, euro style, stainless steel (6)
- Deck hatch, white translucent
- Engine air scoops, side deck
- Fiberglass stringers
- Graphics standard
- Horn, concealed
- Port lites (2), opening with screens
- Rub rail, rigid vinyl with stainless steel insert
- Ski tow, stainless steel
- Stable-Vee® 3 hull
- Stainless steel gas cap
- Swim platform, integrated, anti-skid, contoured toe rail
 - Assist handle
 - Ladder, angled, deep reach, concealed
 - Storage tub, self draining
- Two-tone gel color choices - navy, red, green, silver or black
- Windshield with walk-thru
 - Full powder coated aluminum framed safety glass
 - Stainless steel supports

COCKPIT

- Anti-skid floor
- Coaming boards
 - Built-in armrest, port and starboard
- Cockpit carpet, diamond pattern, snap-in, 40 oz.
- Courtesy lites
- Drink holders (6)
- Engine compartment:
 - All composite construction
 - Fiberglass motor hood, insulated
 - Assist handle
 - Electric engine hatch
 - Molded engine liner
- Fiberglass liner
- Port console:
 - Drink holder (1)
 - Passenger assist handle
- Seating:
 - Adjustable bucket seats with flip-up bolster
 - L-shape stern seating
 - 36 qt carry-on cooler beneath hinged seat
 - Flip-down stern seat for engine inspection
- Speakers, Sony® (2)
- Storage:
 - In-floor storage
 - Multi-level side wall storage
- Walk-thru transom

HELM AREA

- Compass
- Drink holder (1)
- Emergency engine shutoff
- Lighted switches
- Passenger accessible radio box
- Receptacle, 12 volt
- Steering, tilt wheel
 - Leather wrapped
 - Four spoke
- VDO instrument module
 - Depth sounder/clock
 - Fuel gauge
 - Hour meter
 - Odometer
 - Oil pressure
 - Sea water temperature
 - Speedometer
 - Tachometer
 - Temperature gauge
 - Trim gauge
 - Trip hour meter
 - Trip odometer
 - Volt meter
- Warning lights and audible alarms
 - High engine temperature
 - Low oil pressure
 - Shallow water

CABIN

- Back rest converts to V-berth fill-in
- Dual bi-fold doors
- Head, porta-potti, slide-out
- Lights, bullet
- Removable companionway door
- Speakers, Sony® (2)
- Storage:
 - Beneath V-berth cushions
 - Shelves behind backrests
- Vinyl headliner

SYSTEMS

- Battery, Interstate®
- Bilge blower
- Bilge pump, automatic
- Electric horn
- Power steering
- Power trim and tilt
- Stereo, Sony® AM/FM CD player
- Wire harness
 - Routed through PVC conduit in floor

POWER OPTIONS

- 5.0 GL/SX 220 hp
- 5.0 GL/Duoprop® 220 hp*
- 5.0 Gi/SX 250 hp
- 5.0 Gi/Duoprop® 250 hp*
- 5.7 GS/SX 250 hp
- 5.7 GS/Duoprop® 250 hp*
- 5.7 GS/SX 280 hp
- 5.7 GS/Duoprop® 280 hp*

OPTIONS

- Docking lights
- Head, pump-out
- Hour meter
- **LT Package:** Red or black gel band color choices with corresponding "LT" graphics, special lizard vinyl trim, docking lights, white powder coated windshield extrusion and bow rails
 - Prop, stainless (exchange SX only)
 - Remote oil filter
 - Seat cushion, aft fill-in (with U-wrap only)
 - Seating, double-wide lounge, port
 - Seating, U-wrap interior
 - Stove, one burner, alcohol
 - Swim platform, add-on
 - Table with mount
 - Thru-hull exhaust, Quick & Quiet Plus
 - Transom washdown
 - Windshield wiper, starboard

CANVAS OPTIONS

- Camper canvas
- Cockpit cover
- Mooring cover

TRAILER OPTIONS

- Disc brakes, tandem
- Galvanized trailer
- Spare tire and wheel
- Spare tire and wheel, aluminum or galvanized
- Wheel, aluminum

235 SUNDOWNER

HULL AND DECK

- 100% Armorcote® finish
- Anchor locker
 - Notch in lid for line
 - Overboard draining
- Anti-skid deck
- Bow light, stainless steel
- Bow and stern eyes, stainless steel
- Bow rails, through bolted, stainless steel
- Chrome plated brass thru-hull fittings where applicable
- Cleats, euro style, stainless steel (6)
- Deck hatch, white translucent
- Engine air scoops, side deck
- Fiberglass stringers
- Graphics standard
- Horn, concealed
- Port lites (4), opening with screens
- Rub rail, rigid vinyl with stainless steel insert
- Ski tow, stainless steel
- Stable-Vee® 3 hull
- Stainless steel gas cap
- Swim platform, integrated, anti-skid, contoured toe rail
 - Assist handle
 - Ladder, angled, deep reach concealed
 - Storage tub, self draining
- Two-tone gel color choices - navy, red, green, silver or black
- Windshield with walk-thru
 - Full powder coated aluminum framed safety glass
 - Stainless steel supports

COCKPIT

- Anti-skid floor
- Coaming boards
 - Built-in armrest, port and starboard
- Cockpit carpet, diamond pattern, snap-in, 40 oz.
- Courtesy lites
- Drink holders (6)
- Engine compartment:
 - All composite construction
 - Fiberglass motor hood, insulated
 - Assist handle
 - Electric engine hatch
 - Molded engine liner
- Fiberglass liner
- Port console:
 - Drink holder (1)
 - Passenger assist handle(s)
- Seating:
 - Adjustable bucket seats with flip-up bolster
 - L-shape stern seating
 - 36 qt carry-on cooler beneath hinged seat
 - Flip-down stern seat for engine inspection
- Speakers, Sony® (2)
- Storage:
 - In-floor storage
 - Multi-level side wall storage

HELM AREA

- Compass
- Drink holder (1)
- Emergency engine shutoff
- Lighted switches
- Passenger accessible radio box
- Receptacle, 12 volt
- Steering, tilt wheel
 - Leather wrapped
 - Four spoke
- VDO instrument module
 - Depth sounder/clock
 - Fuel gauge
 - Hour meter
 - Odometer
 - Oil pressure
 - Sea water temperature
 - Speedometer
 - Tachometer
 - Temperature gauge
 - Trim gauge
 - Trip hour meter
 - Trip odometer
 - Volt meter
- Warning lights and audible alarms
 - High engine temperature
 - Low oil pressure
 - Shallow water

CABIN

- Back rest converts to V-berth fill-in
- Dual bi-fold doors
- Head, porta-potti, slide-out
- Lights, bullet
- Removable companionway door
- Speakers, Sony® (2)
- Storage:
 - Beneath V-berth cushions
 - Shelves behind backrests
- Vinyl headliner

SYSTEMS

- Battery, Interstate®
- Bilge blower
- Bilge pump, automatic
- Electric horn
- Power steering
- Power trim and tilt
- Stereo, Sony® AM/FM CD player
- Wire harness
 - Routed through PVC conduit in floor

CANVAS

- Bimini top
- Windshield connector, clear

TRAILER

- Sure-Load™ custom matched trailer
- Disc brakes, surge
- Integrated step pads
- Keel rollers
- Radial Tires
- Submersible lighting
- Swing-away tongue
 - (n/a with galvanized trailer)
- Tandem axle
- Tie-down straps (3)
- Tongue jack
- Treated bunks, carpeted (4)
- Treated side guides, carpeted
- Welded tube construction, 11 gauge
- Welded winch post

POWER OPTIONS

- 5.0 Gi/SX 250 hp
- 5.0 Gi/Duoprop® 250 hp*
- 5.7 GS/SX 250 hp
- 5.7 GS/Duoprop® 250 hp*
- 5.7 GS/SX 280 hp
- 5.7 GS/Duoprop® 280 hp*
- 7.4 Gi/SX 310 hp
- 7.4 Gi/Duoprop® 310 hp*
- 7.4 GS/Duoprop® 385 hp*

OPTIONS

- Batteries, dual with switch
- Cockpit refreshment center: dual batteries, refrigerator, sink with pressurized water system (7 gal/27l), counter top, and trash receptacle (with L-shape seating only)
- Docking lights
- Head, pump-out
- Hour meter
- **LT Package:** Red or black gel band color choices with corresponding "LT" graphics, special lizard vinyl trim, docking lights, white powder coated windshield extrusion and bow rails
 - Prop, stainless (exchange SX only)
 - Remote oil filter (standard on 7.4 Gi and 7.4 GS engines)
 - Seat cushion, aft fill-in (with U-wrap only)
 - Seating, double-wide lounge, port
 - Seating, U-wrap interior
 - Stove, one burner, alcohol
 - Swim platform, add-on
 - Table with mount
 - Thru-hull exhaust, Quick & Quiet Plus
 - Transom washdown
 - Trim tabs, hydraulic
 - Windshield wiper, starboard

CANVAS OPTIONS

- Camper canvas
- Cockpit cover
- Mooring cover

TRAILER OPTIONS

- Disc brakes, tandem
- Galvanized trailer
- Spare tire and wheel
- Spare tire and wheel, aluminum or galvanized
- Wheel, aluminum

265 SUNDOWNER

HULL AND DECK

- 100% Armorcote® finish
- Anchor locker
 - Notch in lid for line
 - Overboard draining
- Anti-skid deck
- Bow light, stainless steel
- Bow and stern eyes, stainless steel
- Bow rails, through bolted, stainless steel
- Chrome plated brass thru-hull fittings where applicable
- Cleats, euro-style, stainless steel (6)
- Deck hatch, white translucent
- Engine air scoops, side deck
- Fiberglass stringers
- Graphics standard
- Horn, concealed
- Port lites (4), opening with screens
- Rub rail, rigid vinyl with stainless steel insert
- Ski tow, stainless steel
- Stable-Vee® 3 hull
- Stainless steel gas cap
- Swim platform, integrated, anti-skid, contoured toe rail
 - Assist handle
 - Ladder, angled, deep-reach, concealed
 - Storage tub, self draining
- Two-tone gel color choices – navy, red, green, silver or black
- Windshield with walk-thru
 - Full powder coated aluminum framed safety glass
 - Stainless steel supports

COCKPIT

- Anti-skid floor
- Coaming boards
 - Built-in armrest, port and starboard
- Cockpit carpet, diamond pattern, snap-in, 40 oz.
- Courtesy lites
- Drink holders (6)
- Engine compartment:
 - All composite construction
 - Fiberglass motor hood, insulated
 - Assist handle
 - Electric engine hatch
 - Molded engine liner
- Fiberglass liner
- Port console:
 - Drink holder (1)
 - Passenger assist handle
- Seating:
 - Adjustable bucket seats with flip-up bolster
 - L-shape stern seating
 - 36 qt carry-on cooler beneath hinged seat
 - Flip-down stern seat for engine inspection
- Speakers, Sony® (2)
- Storage:
 - In-floor storage
 - Multi-level side wall storage

HELM AREA

- Compass
- Drink holder (1)
- Emergency engine shutoff
- Lighted switches
- Passenger accessible radio box
- Receptacle, 12 volt
- Steering, tilt wheel
 - Leather wrapped
 - Four spoke
- VDO instrument module
 - Depth sounder/clock
 - Fuel gauge
 - Hour meter
 - Odometer
 - Oil pressure
 - Sea water temperature
 - Speedometer
 - Tachometer
 - Temperature gauge
 - Trim gauge
 - Trip hour meter
 - Trip odometer
 - Volt meter
- Warning lights and audible alarms
 - High engine temperature
 - Low oil pressure
 - Shallow water

CABIN

- Back rest converts to V-berth fill-in
- Dual bi-fold doors
- Head, porta-potti
- Lights, bullet
- Removable companionway door
- Speakers, Sony® (2)
- Storage:
 - Beneath V-berth cushions
 - Shelves behind backrests
- Vinyl headliner

SYSTEMS

- Battery, Interstate®
- Bilge blower
- Bilge pump, automatic
- Electric horn
- Power steering
- Power trim and tilt
- Stereo, Sony® AM/FM CD player
- Wire harness
 - Routed through PVC conduit in floor

CANVAS

- Bimini top
- Windshield connector, clear

TRAILER

- Sure-Load™ custom matched trailer
- Disc brakes, surge
- Integrated step pads
- Keel rollers
- Radial Tires
- Submersible lighting
- Swing-away tongue
 - (n/a with galvanized trailer)
- Tandem axle
- Tie-down straps (3)
- Tongue jack
- Treated bunks, carpeted (4)
- Treated side guides, carpeted
- Welded tube construction, 11 gauge
- Welded winch post

POWER OPTIONS

- 5.7 GS/SX 250 hp
 - 5.7 GS/Duoprop® 250 hp¹
 - 5.7 GS/SX 280 hp
 - 5.7 GS/Duoprop® 280 hp¹
 - 7.4 Gi/Duoprop® 310 hp¹
 - 7.4 GS/Duoprop® 385 hp¹
 - 8.2 GS/Duoprop® 415 hp¹
- ¹ Duoprop® includes stainless steel propellers

OPTIONS

- Batteries, dual with switch
- Cockpit refreshment center: dual batteries, refrigerator, sink with pressurized water system (7gal/27l), counter top, and trash receptacle (with L-shape seating only)
- Docking lights
- Head, pump-out
- Hour meter
- LT Package: Red or black gel band color choices with corresponding "LT" graphics, special lizardette vinyl trim, docking lights, white powder coated windshield extrusion and bow rails
- Prop, stainless (exchange SX only)
- Remote oil filter (standard on 7.4 Gi, 7.4 GS and 8.2 GS engines)
- Seat cushion, aft fill-in (with U-wrap only)
- Seating, double-wide lounge, port
- Seating, U-wrap interior
- Stove, one burner, alcohol
- Swim platform, add-on
- Table with mount
- Thru-hull exhaust, Quick & Quiet Plus
- Transom washdown
- Trim tabs, hydraulic
- Windshield wiper, starboard

CANVAS OPTIONS

- Camper canvas
- Cockpit cover
- Mooring cover

TRAILER OPTIONS

- Disc brakes, tandem
- Galvanized trailer
- Spare tire and wheel
- Spare tire and wheel, aluminum or galvanized
- Wheel, aluminum (each)

285 SUNDOWNER

HULL AND DECK

- 100% Armorcote® finish
- Anchor locker
 - Notch in lid for line
 - Overboard draining
- Anti-skid deck
- Bow light, stainless steel
- Bow and stern eyes, stainless steel
- Bow rails, through bolted, stainless steel
- Chrome plated brass thru-hull fittings where applicable
- Cleats, euro style, stainless steel (8)
- Deck hatch, white translucent
- Dockside power
- Engine air scoops, side deck
- Fiberglass stringers
- Graphics standard
- Horn, concealed
- Port lites (4), opening with screens
- Props, stainless steel
- Rub rail, rigid vinyl with stainless steel insert
- Ski tow, stainless steel
- Stable-Vee® 3 hull
- Stainless steel gas cap
- Swim platform, integrated, anti-skid, contoured toe rail
 - Assist handle
 - Ladder, angled, deep-reach, concealed
 - Storage tub, self draining
- Transom washdown
- Trim tabs, hydraulic
- Two-tone gel color choices – navy, red, green, silver or black
- Windshield wiper, starboard
- Windshield with walk-thru
 - Full powder coated aluminum framed safety glass
 - Stainless steel supports

COCKPIT

- Anti-skid floor
- Battery management system with isolated engine start and ship's system circuits
- Coaming boards
 - Built-in armrest, port and starboard
- Cockpit carpet, diamond pattern, snap-in, 40 oz.
- Cockpit refreshment center
 - Dual batteries
 - Receptacle, 110V
 - Refrigerator
 - Sink with pressurized water
 - Corian counter top
 - Trash receptacle
- Courtesy lites
- Drink holders (6)
- Engine compartment:
 - All composite construction
 - Fiberglass motor hood, insulated
 - Assist handle
 - Electric engine hatch
 - Molded engine liner
- Fiberglass liner
- Seating:
 - Adjustable bucket seats with flip-up bolster
 - C-wrap stern seating
 - 36 qt carry-on cooler beneath hinged seat
 - Flip-down stern seat for engine inspection
- Speakers, Sony® (4)
- Storage:
 - In-floor storage
 - Multi-level side wall storage

HELM AREA

- Compass
- Drink holder (1)
- Emergency engine shutoff
- High performance shift and throttle controls
- Lighted switches
- Receptacle, 12 volt
- Steering, tilt wheel
 - Leather wrapped
 - Four spoke

- Instrumentation:
 - Depth sounder
 - Fuel gauge
 - Oil pressure
 - Shallow water alarm
 - Speedometer
 - Tachometer
 - Temperature gauge
 - Trim gauge
 - Volt meter
- Wood grain accents

CABIN

- Back rest converts to V-berth fill-in
- Full fiberglass enclosed head
 - Bathroom tissue holder
 - Opening port lite with screen
 - Overhead lighting
 - Receptacle, 110V
 - Removable carpet
 - Sink with pressurized water
 - Storage locker
 - Vacu-flush head, porcelain
- Lights, bullet
- Sliding fiberglass door with built-in steps
- Speakers, Sony® (2)
- Storage:
 - Beneath V-berth cushions
 - Shelves behind backrests
- Vinyl headliner

SYSTEMS

- Batteries, dual
- Bilge blower
- Bilge pump, automatic
- Electric horn
- Power steering
- Power trim and tilt
- Stereo, Sony® AM/FM CD player
- CD changer, 10-disc
- Wire harness
 - Routed through PVC conduit in floor

CANVAS

- Bimini top
- Windshield connector, clear

POWER OPTIONS

- 7.4 Gi/Duoprop® 310 hp¹
 - 7.4 GS/Duoprop® 385 hp¹
 - 8.2 GS/Duoprop® 415 hp¹
 - Twin 5.0 GS/SX 250 hp¹
 - Twin 5.7 GS/SX 280 hp¹
- ¹Stainless steel propellers standard

OPTIONS

- Docking lights
- Gray water system with holding tank
- Hour meter
- LT Package: Red or black gel band color choices with corresponding "LT" graphics, special lizardette vinyl trim, docking lights, white powder coated windshield extrusion and bow rails
- Microwave
- Remote oil filter (standard on 7.4 Gi, 7.4 GS and 8.2 GS engines)
- Seat cushion, aft fill-in
- Stove, one burner, alcohol
- Swim platform, add-on
- Table with mount
- Thru-hull exhaust, Quick & Quiet Plus
- VHF
- Windlass with rope, chain and anchor

CANVAS OPTIONS

- Camper canvas
- Cockpit cover
- Mooring cover

TRAILER OPTIONS

- Sure-Load™ custom matched, tandem axle trailer with tandem disc brakes
- Tri-axle trailer (req. with twin engines)
- Galvanized trailer
- Spare tire and wheel
- Spare tire and wheel, aluminum or galvanized
- Wheel, aluminum



Seating Options

STANDARD

SUNSPORT
(OPTION)

L-SHAPE
(STANDARD)

DOUBLE-WIDE
LOUNGER
(OPTION)

U-WRAP
(OPTION)



170 THROUGH 205 MODELS

210 THROUGH 265 MODELS



CONVERTIBLE TOP



BIMINI TOP



FULL CANVAS



CAMPER CANVAS



COCKPIT & FORWARD COVER



MOORING COVER

Canvas

Every Four Winns® sportboat can be equipped with a wide variety of color-coordinated canvas factory installed on your boat. Included with your Sundowner or Funship is a Bimini top as standard. On most Horizon models, you can select from the bimini or convertible top as standard. The choice is yours.

Color Options

Your new Four Winns sport boat offers you a number of color choices in the standard two-tone gel. The look is further enhanced by the graphics package, a standard on all Four Winns boats.



NAVY



RED



GREEN



SILVER



BLACK

Custom Built Trailers Mean Easier Boating

We build our own Sure-Load™ trailers to custom fit each of our models precisely. Bunks aligned precisely to support the stringers, fully welded tube steel construction, and durable, color-coordinated finishes are only a few of the notable features that add extra Four Winns value at no extra cost.


New this year is a swing-away tongue. Simply pull the tongue forward and swing it aside to reduce overall trailer length. Also new are disk brakes standard on all trailers equipped with brakes. We have also designed the brakes to automatically disengage when you put your tow vehicle in reverse. That's trailering made easy!



FULLY WELDED TUBE STEEL FRAMES



DISC BRAKE SYSTEM




SWING-AWAY TONGUE

Power You Can Rely On

Powering your Four Winns is a wide choice of outstanding engine and drive choices.

In stern drives, select a Volvo-Penta® stern drive and engine with the power you desire. And, on many models, you can select Volvo-Penta's® remarkable Duo-Prop® drive for superior handling, acceleration, fuel efficiency, and higher top speed.



VOLVO ACTION SERVICE LINE
1-877-33-PENTA

STERN DRIVE AVAILABILITY

	HORIZON										FUNSHIP					SUNDOWNER				Propshaft Power, hp(kw)	Fuel System
	170	180	190	200	210	230	260	280	214	234	254	205	215	235	265	285					
VOLVO PENTA® SX AND DUOPROP®																					
3.0 GS/SX	■	■															135 (101)	28BL			
4.3 GL/SX	■	■	■														190 (142)	28BL			
5.0GL/SX	■	■	■	■	■				■	■		■	■				220 (164)	28BL			
5.0 GL/DP				■	■							■	■				220 (164)	28BL			
5.0 Gi/SX	■	■	■	■	■			**	■	■		■	■	■		**	250 (187)	EFI			
5.0 Gi/DP				■	■	■			■	■		■	■	■			250 (187)	EFI			
5.7 GS/SX				■	■	■	■		■	■	■	■	■	■			250 (187)	28BL			
5.7 GS/DP				■	■	■	■		■	■	■	■	■	■			250 (187)	28BL			
5.7 GSi/SX				■	■	■	■	**	■	■		■	■	■		**	280 (209)	EFI			
5.7 GSi/DP				■	■	■	■		■	■	■	■	■	■			280 (209)	EFI			
7.4 Gi/SX						■								■			310 (231)	EFI			
7.4 Gi/DP						■	■	■			■		■	■	■		310 (231)	EFI			
7.4 GSi/DP						■	■	■					■	■	■		385 (287)	EFI			
8.2 GSi/DP							■	■						■	■		415 (310)	EFI			

*Available with LS Package only.

**Available as twin engines only.

If an outboard fits your needs, choose a Johnson® or Evinrude® brand – made by Outboard Marine Corporation, a world leader in outboard engine design and development. You can select advancements like Ficht® Ram Injection™ for quick starts, added efficiency, power, performance, and reduced emissions. This is easy outboard boating.

OUTBOARD AVAILABILITY JOHNSON® OR EVINRUDE® /FICHT®

	170	180	214	Engine Type	Fuel System
90 VL	■			60° V4	2 dual throat
90 Ficht PL	■			60° V4	FFI
115 VL	■			60° V4	2 dual throat
115 Ficht PL/PX	■	■		60° V4	FFI
130 VX		■		90° V4	2 dual throat
150 VX		■	■	60° V6	2 triple throat
150 Ficht PX		■	■	60° V6	FFI
175 VX		■	■	60° V6	2 triple throat
175 Ficht PX		■	■	60° V6	FFI



Welcome to the "Next Generation" of Four Winns Convenience.

We've introduced a fresh, exciting series of Horizon and Sundowner sport boats with innovative features that create a new level of fun, easy boating.



STABLE-VEE® 3

We've enhanced our award winning Stable-Vee running surface on all "next generation" models and dubbed it Stable-Vee® 3. With an even more refined ride and superior handling characteristics, Stable-Vee® 3 provides a ride unlike any you've experienced.



WALK-THRU TRANSOM

What could be more convenient than our walk-thru transoms? Step aboard your "next generation" Horizon or Sundowner in style. Then, use the standard fill in to expand seating and sunpad space.



DOUBLE-WIDE LOUNGE SEATING

You can also select a double-wide lounge at the passenger position on many models. This roomy seat option reclines into a very large sun lounger with kick-up head rests. This is Four Winns boating comfort.



POWER ASSISTED ENGINE HATCH

Our new designs feature a large engine hatch for full service access to the entire engine compartment. Best of all, a standard power assist makes the hatch easy to use with a simple press of a button. And for routine checks, simply flip down the stern seat for access to service points.



ADD-ON SWIM PLATFORM

You can enhance your "next generation" Horizon or Sundowner with an available add-on swim platform. This yacht-style option adds flair while providing additional space for water sport activities.

COCKPIT REFRESHMENT CENTER

Here's a perfect way to enhance your on-the-water entertaining. This optional refreshment center provides a built-in refrigerator, sink with pressurized water, counter space and locker with a built-in trash receptacle.

THRU-HULL EXHAUST

Nothing makes one's heart beat faster than the throb of thru-hull exhaust. With a flick of the helm-mounted control, the Quick 'N Quiet™ thru-hull exhaust system changes from standard operation to a full throaty rumble. Enjoy the thrill of boating with this exhilarating option. Shown below with LT package.

LT PACKAGE

Heads turn when your Four Winns equipped with the LT package passes by. With special, eye-catching colors and graphics matched to contemporary, monochrome hardware, the LT speaks in a vocabulary of sporty elegance and sophisticated style. Available in red and black only.

Comfort, convenience, style. It's all here in the "next generation" of Boating Made Easy from Four Winns.



We're Easy to Talk to


At Four Winns, our most important responsibility is to learn about you ... and what you want from boating. It is fundamental to our "Boating Made Easy" philosophy. Talk to us. You'll find us ready to share the excitement we have for boating. We have invested in numerous ways you can quickly and conveniently reach our company and your nearest Four Winns Professional Marine Retailer. From an 800 toll-free line to a full featured web site available around the clock, you can find the information you need when you need it.

Our commitment to you is more than merely talk. Our network of retailers is backed by one of the most comprehensive factory support systems in the industry. These factors may not always be apparent to you in the show room, but they will be important to you whenever you need support. Each is one more, small step to ensuring that your time on the water is the best it can be. At Four Winns, we make boating easy.

We'll Keep You Up-To-Date

As a Four Winns owner you'll enjoy special communications like our owners newsletter called the "Winn Word." Learn what's new at Four Winns and what's new in boating from the comfort of your easy chair.

You can find all the facts, photos and specifications on the entire line of Four Winns products, plus a lot more on the Web at www.fourwinns.com. The more you learn, the more you'll choose Four Winns.



Want to see Four Winns in action? Contact us for a complete Boating Made Easy video or DVD. Be sure to ask, too, about our special video entitled "The Seven Points of Comparison," our all-around guide to proper boat selection.

If you're considering moving up to a cruiser, inspect our Vista line. From a compact 238 that's fully trailerable yet equipped for week-ending, to a 338 with inboard power designed to handle all kinds of waters, both fresh and saltwater, you'll find a Vista to meet your needs. Four Winns ... Boating Made Easy for boaters of all types.

For information on any Four Winns model, contact us at Four Winns Marketing Services or, see your Four Winns Professional Retailer.

Winn Gear

We offer a line of attractive Winn Gear™ clothing and accessories to keep you and yours looking good. Ask for a complete Winn Gear catalog from your Four Winns Professional Marine Retailer or contact DMD Marketing at 1-800-438-2388, or lookup www.fourwinns.com on the web.





Warranty *Our Word On Your Satisfaction*

Our warranty sets the standard for what warranties should be. But what is behind the warranty is even more important. Our commitment is to get you on the water as quickly as possible. One example is Four

Winns parts support. We continue to provide replacement parts ... even long after that model is out of production. That's unusual in the boat business, but it's a fact you'll appreciate years from now. It's a key factor in our commitment of Boating Made Easy™.

5/2/1 FOUR WINNS OWNER'S LIMITED WARRANTY*

Hull Structural	5 year
Components	1 year
Volvo-Penta® Engines and Drives	2 year
Johnson®	1 year
Evinrude® Ficht® Ram Injection™	2 year

* Warranty is fully transferable

 **FOUR WINNS®**
BOATING MADE EASY.

www.fourwinns.com
1-800-FOUR WINNS

An important note about the information in this booklet. Every effort has been made to ensure that this catalog includes complete and accurate information. However, since the time of printing, some information may have been revised. Also some equipment shown within this brochure is available at extra cost. Since we do reserve the right to make changes at any time, without notice, in prices, colors, equipment, specifications, and models, we suggest that you check with your Four Winns Dealer for complete and up-to-date information.

Four Winns/925 Frisbie/Cadillac, MI 49601
231/775-1351

©1999 Outboard Marine Corporation. All Rights Reserved.
Four Winns is a division of the Recreational Boat Group Limited Partnership, an OMC Company.
Litho in USA. 10/99

