



 **FOUR WINNS[®]**
2004 > EXPRESS CRUISERS

CONTENTS

- 2-11** FOUR WINNS®: THE BRAND
- 12-15** 378 VISTA®
- 16-19** 348 VISTA®
- 20-23** 328 VISTA®
- 24-27** 298 VISTA®
- 28-31** 288 VISTA®
- 32-35** 268 VISTA®
- 36-39** 248 VISTA®
- 40-46** EQUIPMENT LISTS
- 47** INTERIOR SELECTIONS
- 48** POPULAR OPTIONS
- 49** CANVAS/COLOR/TRAILER





Welcome to Four Winns® Boats for 2004. This model year promises to be one of our strongest ever. That's because Four Winns is bringing boaters more of everything they want: Quality. Experience. Style. And Technology. No other boat company offers so much value — or so many standard features — in the express cruiser category.


QUALITY. EXPERIENCE. STYLE. TECHNOLOGY.

In the history of Four Winns, 2004 will be remembered as a year for remarkable innovation. Even more importantly, for those who decide to take delivery of one of these exceptional express cruisers, this will mark the beginning of a satisfying new ownership experience and some of the best days of your life. Thank you for your interest in Four Winns.

Sincerely,

John Anderson, President

1 SUPERIOR DESIGNS > Upholstery fabrics and carpets are of the highest quality available, in choices sure to please the designer in you. **2 SNAP-IN CARPET** > When you want things 'just so' — and Four Winns knows you do — snap-in carpet makes it easy to keep things shipshape. **3 ANCHOR WINDLASS** > For ease in maneuverability and timing, captains will find the foot-controlled anchor windlass an asset (standard in the 298-378; optional in the 268-288). **4 PREMIUM GEL COAT** > Like the shine? Better get used to it! All Four Winns boats are made with premium gel coat for outstanding (and long-lasting) gloss. **5 FLAT-SCREEN TV/DVD** > For those with discriminating taste in electronics — and entertainment — Four Winns offers a sleek TV/DVD player for your Vista cabin (standard in the 328-378; optional in all others). **6 AQUAFLEX VINYL** > Looks and feels like leather, but designed to withstand intense wear and weather, our exclusive Aquaflex™ vinyl is the ultimate material for your boat's cockpit.



POLYCARBONATE

GLASS

NON-FOGGING LENS

You'd think glass would be superior to plastic when it comes to dash lenses. Not so. Our plastic lenses actually permit more air to circulate, preventing fogging and condensation.



1



2



3



4



5



6

Boat building involves making choices: this material over that material...this supplier rather than that one...make this standard equipment, and this optional. As a boat buyer, you might wonder: Did they make the choices I'd have made? The answer is yes. Four

QUALITY

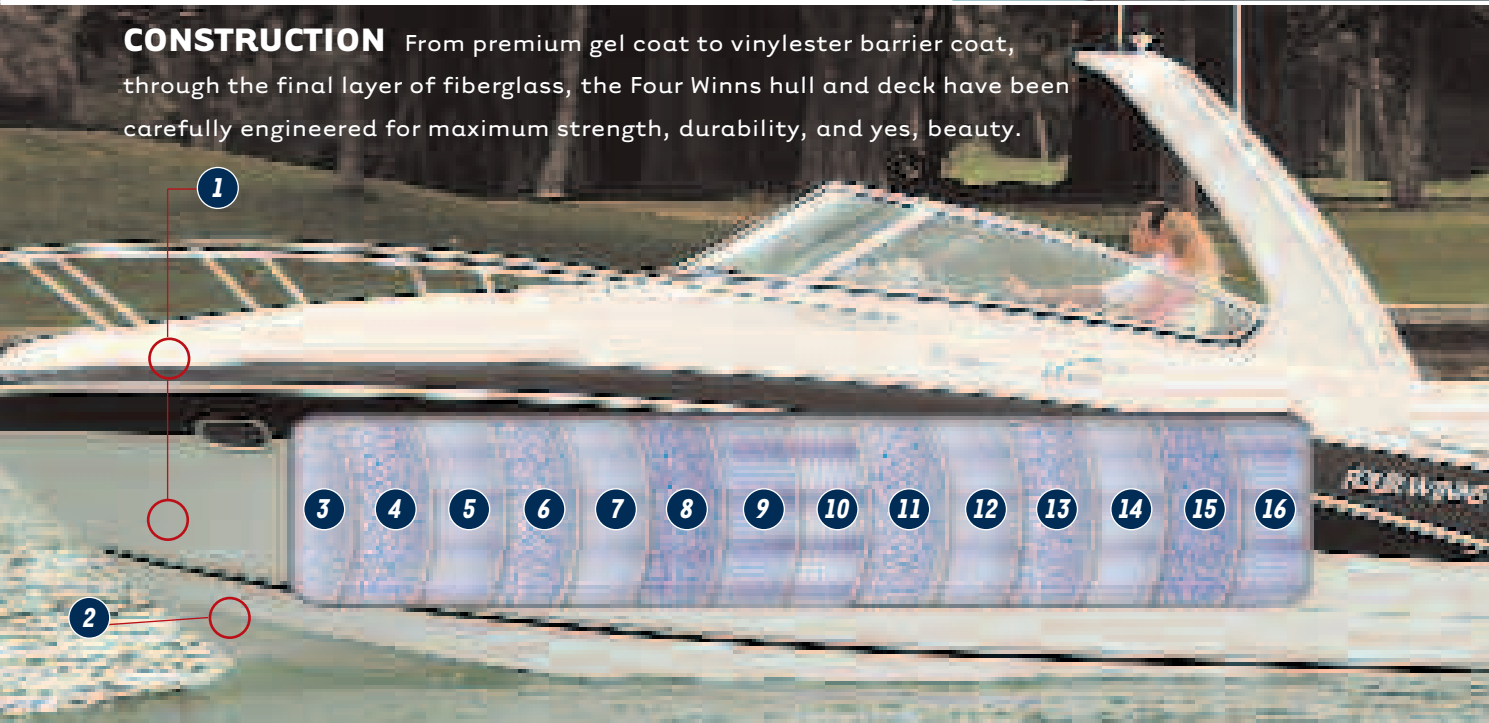
Winns consistently makes the right choices, not just in what you can see and feel, but also in those parts of your boat's construction that may never see the light of day. Choices? We've made plenty of them. Sacrifices? Not when it comes to our product's quality. And that is reason number one to choose Four Winns.

STAINLESS STEEL FITTINGS

You'll appreciate the strength and durability of stainless steel cleats, thru-hull fittings, deck rails and other hardware for many years to come.



CONSTRUCTION From premium gel coat to vinylester barrier coat, through the final layer of fiberglass, the Four Winns hull and deck have been carefully engineered for maximum strength, durability, and yes, beauty.



LAMINATION SCHEDULE

- | | |
|---|--|
| 1 Premium gel coat | 11 Fiberglass schedule |
| 2 Vinylester barrier coat | 12 Woven Roving |
| 3 Fiberglass skin coat | 13 Fiberglass schedule |
| 4 Fiberglass schedule | 14 Woven roving |
| 5 Woven Roving | 15 Fiberglass schedule in high load areas |
| 6 Fiberglass schedule | 16 Woven roving in high load areas |
| 7 Woven roving | |
| 8 Fiberglass schedule in high load areas | |
| 9 Woven roving in high load areas | |
| 10 Selective coring | |



STORAGE

Life aboard is so enjoyable, you may never want to leave. So Four Winns builds plenty of storage into each Vista. Wet storage, dry storage, cold storage, and hanging storage. It's part of the Four Winns ownership experience.



For nearly 30 years now, Four Winns® Boats have been making boats — and boating — better. In the industry, Four Winns is known for setting the benchmark in standard equipment. There's no better example of

EXPERIENCE

this than the Four Winns Vista® series. We've put everything we know about boat building into these seven luxurious models. More storage. More standards. We know — from experience — what's important to your life on the water. Our experience will make your boating experience a better one.

CONTROL PANEL

Experience leads to control in most things. That's why Four Winns works hard to make sure you're in control when you're on the water. Lights, sound, air conditioning, power...it's all handsomely packaged in a state-of-the-art control panel.



GOURMET GALLEY

Gourmet cooks and novices alike will find much to like about the Vista galleys. Sleek surfaces, stainless details, and high-end appliances all add up to the *joy of cooking* — even when you're only interested in a great cup of coffee.





1



2



3



4



EXTENDED SWIM PLATFORM

The Four Winns extended swim platforms feature our deep-reach swim ladder, which stows in a flush-mounted locker.

1 WIDE WALKAROUND > The Four Winns Vistas are designed with room to move, even around the deck to the bow. Skid-resistant surfaces add to your ease of movement. **2 COCKPIT TABLES** > A standard on most Vistas, the cockpit table adds comfort to your entertainment area above board. **3 DOUBLE-WIDE HELM SEAT WITH FLIP-UP BOLSTER** > You'll find yourself traveling side by side on this expansive helm seat. The flip-up bolsters adds comfort for the driver; below seat storage is great for charts, etc. **4 SPOTLIGHT** > For added visibility, you'll count on the remote spotlight (standard in the 298-378, optional in the 248-288).

OPTIMA BATTERY

More power to you! That's the value of Optima, the new, more powerful battery that's standard on the 298 Vista and above.



FOUR WINNS FACILITIES

Four Winns' six facilities are located in Cadillac, Michigan. Our company employs more than 600 people. **Top row:** sport boat/deck boat manufacturing; cruiser manufacturing and trailer fabrication. **Bottom row:** engineering center, cabinetry facility and testing center.

1 Command central — the 378 Vista helm puts you in control of your destiny with dual binnacle controls, gold bezel, fog-resistant gauges, and a burlwood-trimmed instrument panel. Genmar FirstMate Plus™ including telematics technology, the ultimate in boating freedom and security, is standard on the 268 and up.




2 Luxurious Vista interiors have a sophisticated look that befits your home on the water.

3 The foredeck becomes a sunning area with the optional deck sun pads in place.



1 FLEXI-TEEK SWIM PLATFORM ENHANCEMENT > It's the look of teak without the work. And it protects your swim platform, too (optional). **2 COURTESY LIGHTS** > Illuminate your "back yard" with low-voltage courtesy lights (378). **3 SIDE SETTEE** > Sociable and comfortable seating for when you choose to ride, not drive (298-378). **4 CABIN LIGHTS** > Good light is essential to us all. Vistas have a multi-zone lighting system that's practical and beautiful. **5 WINDOW TREATMENTS** > From the wooden blinds found in the 378 cabin to the color-coordinated curtain packages, each Four Winns is outfitted with window treatments fitting for the decor style you choose.



1



2



3



4



5

A Vista makes a great first impression. its sleek and stylish profile will capture your attention, and make you beam with pride at the marina. But it's the Vista's inner beauty that will captivate you as time goes on. Luxurious little extras, such as a Corian®-topped

STYLE

surface, the long-lasting luster of a premium finish, the gleam of stainless steel, or the luxurious feel of Aquaflex™ vinyl. Buy it for its good looks. Keep it for its ability to age gracefully, earning your respect with each passing year. And rest assured that your Vista comes from a good family...after all, it's a Four Winns.




CLASSIC COLOR BAND

The sweeping lines of a Vista are accentuated by the available Classic Color Band.



1



2



3



4

1 COMPASS > If you're interested in your direction — and sometimes you're not — the standard compass on the Vista will help to point the way. **2 ADVANCED DESIGN** Four Winns utilizes the latest computer-aided design technology and ergonomics expertise to ensure maximum comfort for all passengers. **3 AIR CONDITIONING** > Available on all Vistas (and standard on the 298-378), air conditioning makes living aboard a cool and comfortable experience. **4 TRANSOM SHOWER** > Four Winns knows that keeping your boat in pristine condition is important to you. There's a transom shower available on every Vista (standard on the 268-378) for spraying away sand and such.

ELECTRIC ENGINE HATCH

Just flip the switch and the engine compartment opens for you — making engine access quick and easy (288 and 378).



POWERFUL PERFORMANCES

Today's marine engines monitor internal functions and automatically optimize fuel mixture and timing, resulting in more power and efficiency. Four Winns offers an array of performance-engineered propulsion options. Your dealer can help decide what's best, based on how you will use your boat.



MERCURY
MerCruiser



VOLVO
PENTA



CAT[®]

8

It's a "techy" world out there. And even though you may retreat to your boat for a respite from cell phones and laptops, you're still interested in having the latest and greatest at your fingertips. That's why Four Winns

T E C H N O L O G Y

is savvy when it comes to technology. Our expertise creates your Vista...we install the most advanced systems for your safety and convenience...and we make sure that you have access to the world, when you want it. You can always look to Four Winns for cutting-edge engineering and break-through design.



SIRIUS SATELLITE STEREO SYSTEM Four Winns is in tune with what boaters want.

Here's some sound advice: SIRIUS satellite radio is the ultimate in entertainment. Four Winns has equipped all its 2004 models with a complete satellite stereo system. A **free 12-month subscription** to SIRIUS' 60 commercial-free music streams and 40 news, sports, weather and entertainment streams is provided.† Go to www.sirius.com for details.

†Dealer activation required. See your Four Winns representative for details.



STABLE-VEE™ HULL

It is one of the most profound changes ever made to running surface design — and it may never have happened if boat designer Tom Wenstadt hadn't decided to take his mom for a ride. In those days, boats still had a slightly wobbly sway from side to side, and tended to slip a little in turns. So Tom designed Stable-Vee. Now moms everywhere are happy. You will be, too.



The unique shape of this chine gives the boat its large stable footprint.

These "after pods" help the boat plane more quickly, like a set of trim tabs.

The angle of the rise in the boat's hull creates a smooth ride.

A stepped running surface reduces the friction/drag while underway.

WINNING EDGE OWNER PROTECTION PLAN

THE BEST WARRANTY ON THE WATER.



Lifetime
Structural components of the
hull and deck



5 YEARS
Osmotic hull
blistering



3 YEARS
Non-structural
parts and
components



1 YEAR
Against cracking, crazing,
or fading of the
exterior gel coat finish

Dare to compare, and you'll find that Four Winns® Boats has one of the finest — if not the finest — owner protection plans in the industry. The Winning Edge Owner Protection Plan gives you added peace of mind for as long as you own your boat on structural components of the hull and deck...five (5) years against osmotic blistering of the hull...three (3) years on non-structural parts and components

...one (1) year against cracking, crazing, or fading of the exterior gel coat finish. It's proof positive of our confidence in our products, and it gives you valuable peace of mind for many years to come. Unlike some warranties, Winning Edge is transferrable to the next owner, which makes your boat more valuable, too.




Get all the details about Four Winns boats via our website:
www.fourwinns.com.

The Four Winns difference continues for as long as you own your boat. Your Four Winns Professional Marine Retailer is your link to one of the most comprehensive factory support systems in boating.

See your Four Winns Dealer for complete warranty information.

REAL-WORLD PRODUCT TESTING

Winds are out of the north, and the white caps are frothing steadily forth. It's time to go boating — if you're a Four Winns test driver, that is. Four Winns tests its products in all kinds of conditions, performing all sorts of maneuvers, including some you may not want to try on your own.



The only recreational boat company to receive three CSI awards.




Four Winns was committed to customer satisfaction long before it was an industry buzzword. Perhaps that's why Four Winns was the only recreational boat company in 2003 to receive CSI awards in three separate categories. Crystal trophies are great. But the real prize is your continued loyalty, and that's what we're after with our customer service program.

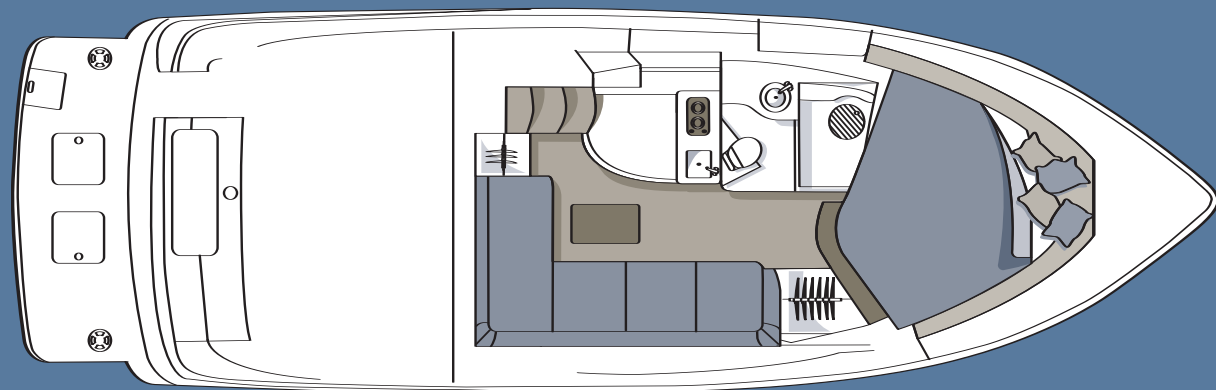


In boat-speak, the new name for customer care is Genmar FirstMate™ and Genmar FirstMate Plus™. To learn more, ask your dealer or go to www.genmarfirstmate.com.

CUSTOMER SUPPORT

Four Winns invests extensively in customer support systems. For example, our parts stocking program helps dealers maintain inventory of frequently used items, so you don't have to wait too long to get your boat back. Four Winns also compensates dealers fairly for warranty work performed, so your boat's repair is always first-rate. Got a question or need that your dealer can't resolve? Call us. We strive to earn high marks from every customer — not just the ones who complete the surveys.





SPECIFICATIONS

LOA W/SWIM PLATFORM	41'3" / 12.6 M
BEAM	12'9" / 3.89 M
DRAFT	42" / 107 CM
FUEL CAPACITY	300 GAL / 1,134 L
APPROX. BOAT & ENGINE WEIGHT	18,000 to 20,000 LBS 8,160 to 9,070 KG

< 378

348

328

298

288

268

248



378 FOUR WINNS® VISTA®

If you haven't looked at this express cruiser, then you're not really in the market for a boat of this caliber. From its sleek exterior lines to its feature-laden luxuries, this boat's standards are anything but! Take a look at the floor plan; there's room to roam. And from the cockpit — you're king (or queen!) of the world. Everything is in your command, including a commanding view. And if you're into beautiful views, you'll understand why Four Winns dubbed the line, the Vista. Turn the page for the inside story.





< 378

348

328

298

288

268

248



378 FOUR WINNS® VISTA®

The 378 cabin has been redesigned with extended cruising in mind. Interior décor exudes comfort and style. *Blue Breeze by Ralph Lauren*, shown here, is a favorite option. The fixed forward berth is separated from the main cabin by a wood-trimmed hanging locker. Additional sleeping capacity is afforded in the aft lounge, which features a unique pull-out. A versatile cocktail table converts to a dining table when you pull out the cushioned ottomans. Central vacuum is a welcome standard.





378

< 348

328

298

288

268

248

SPECIFICATIONS

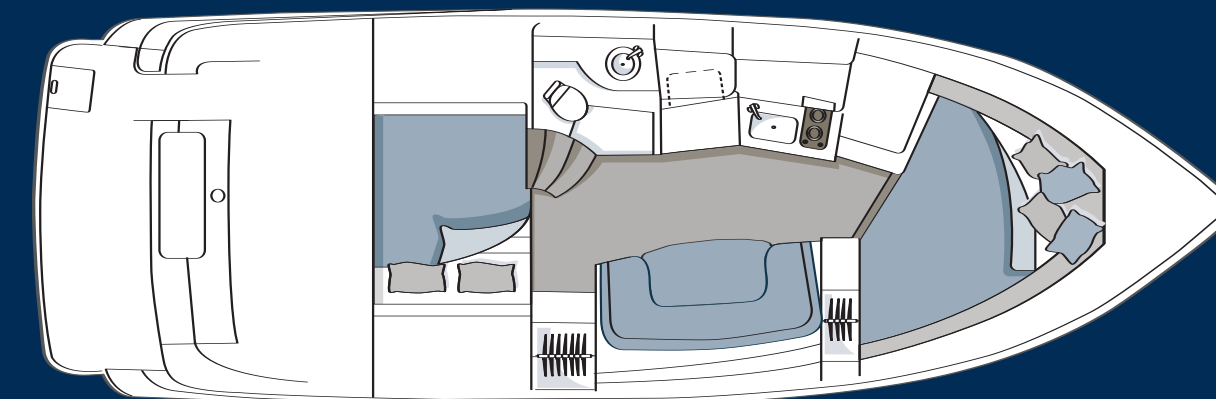
LOA W/SWIM PLATFORM	35'7" / 10.8 M
BEAM	11'9" / 3.58 M
DRAFT	35" / 89 CM
FUEL CAPACITY	220 GAL / 832 L
APPROX. BOAT & ENGINE WEIGHT	13,000 to 13,100 LBS 5,900 to 5,940 KG

**VOLVO
PENTA**



348 FOUR WINNS® VISTA®

Engineered for optimum inboard performance, the 348 Vista is your home away from home. You'll enjoy the standard features on deck, including a refreshment center with Corian® countertop, icemaker and sink, and the expansive swim platform with a convenient hot and cold transom shower. Customize your 348 with factory-installed options, such as a Flexi-Teek swim platform enhancement, special electronics, a 6-disc CD player, the popular deck sun pads, and more.




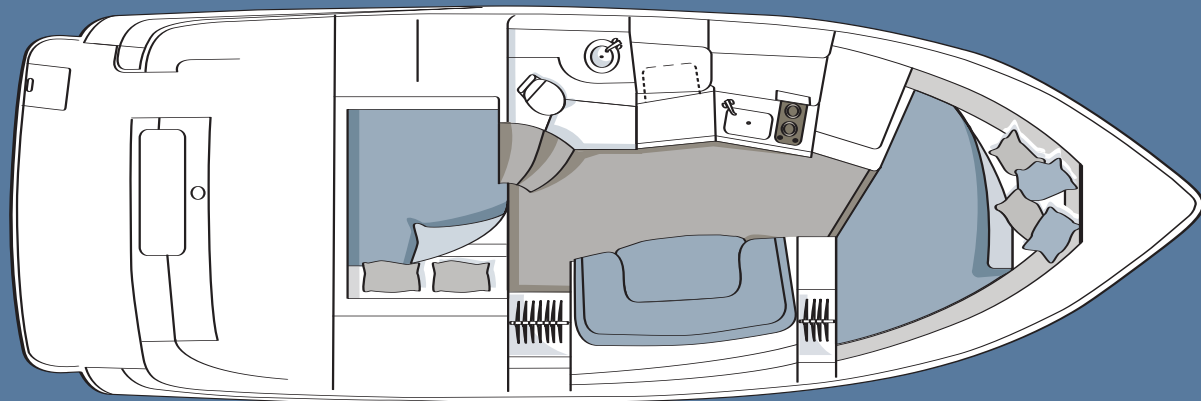


378
< 348
328
298
288
268
248

348 FOUR WINNS® VISTA


Inside the 348 Vista, you'll delight in the classy details. Cherry-look woodgrain cabinetry and tables, cedar-lined hanging lockers, subtle lighting and a galley that even a gourmet would love: these are the features that make your express cruiser your "get away from it all". The sophisticated interiors, shown here in the Laguna Beach selection, are coordinated throughout the cabin; wooden blinds, pillow shams and throw pillows are standard. The forward berth shares the flat-screen swivel TV/DVD with the living area, offering yet another great view of your Vista.





328 FOUR WINNS® VISTA®

Your reflection in the water will be just the image you're seeking when you pull into the marina in this especially nice 32-foot express cruiser. It's the perfect size! For couples seeking a haven from the real world. For families that want to make quality time a priority. For you. Imagine yourself with a few special people, gathered around the cockpit table, enjoying a cold drink from your cockpit fridge, watching the sunset on a Saturday night. Laughter. Good times. Special memories...all because you said 'yes' to the Four Winns' Vista.



378
348
328 >
298
288
268
248

SPECIFICATIONS

LOA W/SWIM PLATFORM	35'1" / 10.7 M
BEAM	11'9" / 3.58 M
DRAFT - DRIVE DOWN	39" / 99 CM
FUEL CAPACITY	220 GAL / 832 L
APPROX. BOAT & ENGINE WEIGHT	12,500 to 12,600 LBS 5,670 to 5,710 KG



378
348
328
298
288
268
248



328 FOUR WINNS® VISTA®

Below deck, the 328 Vista sheds new light on cruising. Four Winns has paid close attention to the lighting, the cabinetry, the upholstery, and the galley: all the details that *you* pay close attention to. You'll be amazed at all the amenities that are standard equipment on this express cruiser: air conditioning, kitchen and entertainment electronics, we've even thrown in the throw pillows. Shown on these pages in South Pacific Blue, the 328 Vista shines with quality, inside and out.





378
348
328
298 >
288
268
248

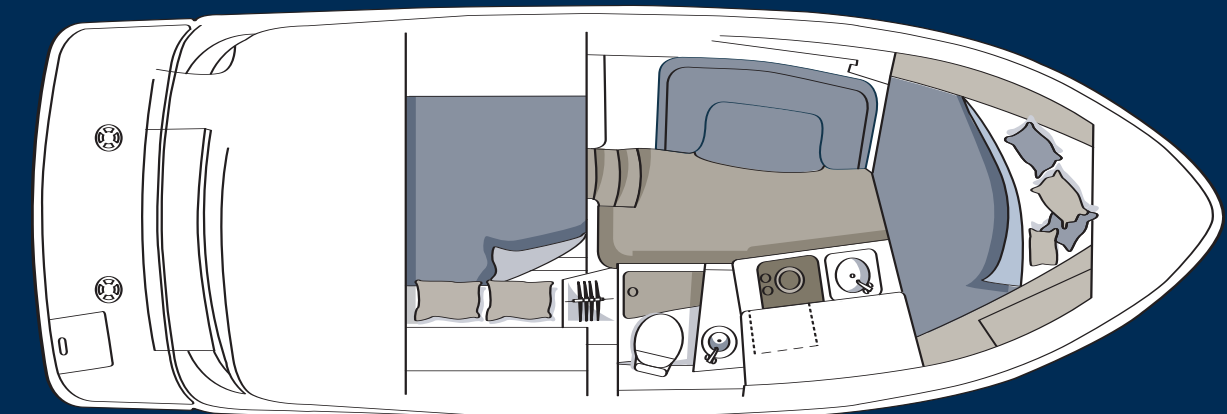
**VOLVO
PENTA**

SPECIFICATIONS

LOA W/SWIM PLATFORM	31'0" / 9.45 M
BEAM	10'6" / 3.20 M
DRAFT - DRIVE DOWN	39" / 99 CM
FUEL CAPACITY	140 GAL / 527 L
APPROX. BOAT & ENGINE WEIGHT	10,370 to 10,650 LBS 4,700 to 4,830 KG

298 FOUR WINNS® VISTA®

Take a seat— any seat — in the 298 Vista: at the helm, you'll enjoy a flip-up bolster and views of expansive water and landscapes. From the side settee, you'll enjoy watching the captain! And from any other seat in the cockpit, you'll find the comfort, beauty and durability of Aquaflex™ vinyl in stylish nautical white. If your favorite place to sit is dangling your toes off the back of the extended swim platform, then go right ahead and splash away! Need a few more seating options? Just turn the page and step below deck....





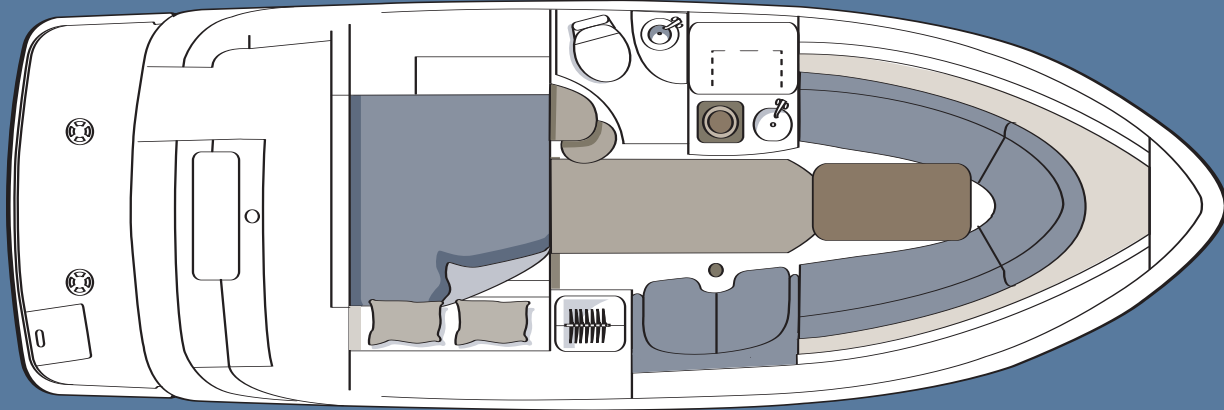
378
348
328
298 >
288
268
248



298 FOUR WINNS® VISTA®

The Vista® 298's creative floor plan calls for casual comfort during the day and spacious sleeping quarters overnight. Like the forward berth, the U-shaped dinette offers under seat storage, perfect for bed linens and other essentials. And handsome! Just look at the fabrics and finishes – the Tropical Sage decor is so soothing; just curl up with a good book and watch the stars through your deck hatches.






288 FOUR WINNS® VISTA®



With the all new 288 Vista, Four Winns is showcasing its own brand of luxury and sophistication. Not one, not two, but three translucent deck hatches grace the foredeck, offering a stylish top view, and an even more fabulous interior (they're outfitted with screens for easy ventilation). A new refreshment center concept includes a two-tiered Corian® surface, integrated cooler, sink, built-in beverage holders and a pull-out trash receptacle. The helm features tilt steering, a depth sounder with shallow water alarm, compass, dual binnacle controls, gold bezel instrumentation, a burlwood instrument panel, and a wood-grain accented, steering wheel. An integrated sliding screen door is standard. Turn the page to look inside.



378
348
328
298
288
268
248

SPECIFICATIONS

LOA W/SWIM PLATFORM	30'0" / 9.15 M
BEAM	9'8" / 2.94 M
DRAFT - DRIVE DOWN	39" / 99 CM
FUEL CAPACITY	120 GAL / 454 L
APPROX. BOAT & ENGINE WEIGHT	10,100 LBS to 10,380 LBS 4,580 KG to 4,710 KG

MERCURY
MerCruiser

288 FOUR WINNS® VISTA®

The 288 Vista's main cabin, shown here in the South Pacific Blue décor, is quite innovative. The forward dinette converts to a vee-berth, and a second seating area and table opposite the galley provides additional seating when the forward berth is in use. The galley reflects today's trend toward simple meal preparation. Microwave, refrigerator and electric stove are standard and are enhanced by a polished granite-look counter-top with integrated sink and cutting-board cover.

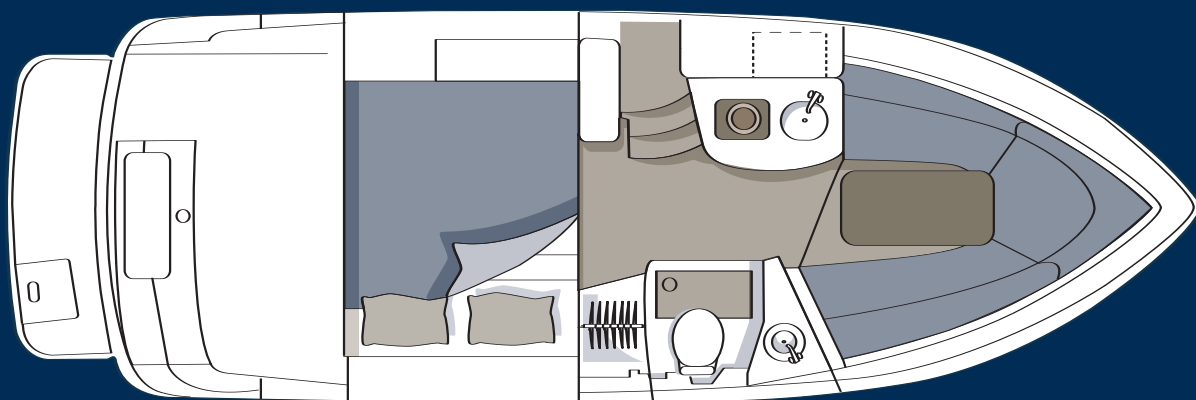


378
348
328
298
← 288
268
248



268 FOUR WINNS® VISTA®

The Four Winns® 268 Vista is luxurious, yes. But you're worth it. And won't you and all your friends (even the four-legged variety) enjoy all the extra room? Pleated vinyl backrests will envelope you as you relax on the U-shaped stern seating. Your cooler is close by. And the cool musical tones from your SIRIUS satellite stereo system* won't be interrupted by those annoying commercials. Peruse the long list of standard amenities for this cruiser on page 45, but first, take a peak inside. * See SIRIUS story on page 9.



378
348
328
298
288
← 268
248

SPECIFICATIONS

LOA W/SWIM PLATFORM	28'2" / 8.59 M
BEAM	8'6" / 2.59 M
DRAFT - DRIVE DOWN	39" / 99 CM
FUEL CAPACITY	85 GAL / 321 L
APPROX. BOAT & ENGINE WEIGHT	6,600 to 6,820 LBS 2,990 to 3,090 KG

**VOLVO
PENTA**



378
348
328
308
288
268 >
248

268 FOUR WINNS® VISTA®

You'll find the solace you seek below deck on the 268 Vista. No amenity was overlooked by Four Winns in designing the seating, sleeping, cooking and bathing areas. Shown here in the Tropical Sage décor package, you'll note the extra attention paid to details: high quality finishes for the cabinetry and countertops, state-of-the-art appliances and controls, expansive storage space and even extra flip-up counter space in the galley. Need we say? You're worth it.



SPECIFICATIONS

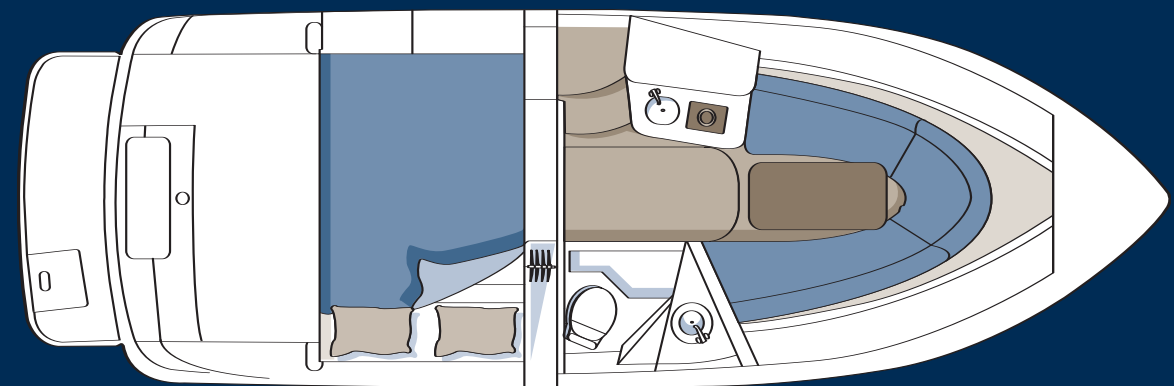
LOA W/SWIM PLATFORM	26'2" / 7.98 M
BEAM	8'6" / 2.59 M
DRAFT – DRIVE DOWN	36" / 91 CM
FUEL CAPACITY	70 GAL / 265 L
APPROX. BOAT & ENGINE WEIGHT	5,930 to 5,970 LBS 2,690 to 2,710 KG



248 FOUR WINNS® VISTA®

- 378
- 348
- 328
- 298
- 288
- 268
- < 248

When you want life to be a day at the beach, the Four Winns' 248 Vista helps you make it so. Kick up a little salt water from the extended swim platform. Anchor out from a deserted island. Gather 'round the cockpit table for a morning coffee or step up to the deck and watch a sunset stretched out on the optional deck sun pads. You won't waste a single moment — and when you're at the helm, you'll know that it's the moments like these that you live for. Four Winns knows, too. That's why we've put so much thought into making the Vista *the* cruiser. Just turn the page for a glimpse at the cabin.





248 FOUR WINNS® VISTA®

Whip up an omelet - or warm up a croissant. Breakfast (or any meal) on board becomes a treat in the 248 Vista. An extension to the countertop gives some extra room for when you're wanting to get creative. But if you choose, all the on-board luxuries will let you take it easy. Your favorite weekend clothes will find a home in the storage spaces, and you'll find space for friends and family in the forward berth and mid cabin shown here with the Pebble Beach Bronze package. You'll also find yourself checking...is it Friday yet?



EXTRAS You Don't Pay Extra For.

HULL/DECK

- Gel coat, premium
- Light, spot/flood remote
- Shower, aft, hot/cold
- Stereo remote at transom
- Swim platform, aft, extended
 - Angled, deep-reach ladder, concealed
 - Courtesy lights
- Trim tabs
- Windlass w/foot control/rope/chain/anchor

COCKPIT

- Aquaflex™ vinyl
- Carpet, 40 oz., lay-in
- Fiberglass cockpit liner, self-bailing
- Refreshment center
 - Corian® countertop
 - Ice maker
 - Refrigerator
 - Sink
- Seating
 - Double-wide adjustable helm
 - Driver's side w/flip-up bolster
 - Port lounge, 2-person
 - U-shape stern seat w/pleated backrest
 - Fill-in cushion
- Subwoofer, 10"
- Table w/mount
- Windshield wipers, port & starboard

HELM

- Compass
- Depth sounder w/shallow water alarm
- Hour meters
- Steering, tilt wheel, leather-wrapped w/woodgrain accents
- Stereo remote w/display
- SIRIUS Satellite-ready system w/1-year subscription†

ENGINE COMPARTMENT

- Fire extinguishing system
- Fresh water cooling
- Gas vapor detector
- Generator 7.3kw @110VAC, 6.5kw @220VAC
- Lighted engine compartment

CANVAS

- Camper canvas
 - Attaches to radar arch w/track
 - Color choices: Navy, Red, Green, Dune or Black

CABIN

- Air conditioning/heater, 16,000 BTU
- Central vacuum
- CO monitors
- Coffee maker
- Couch (aft) converts to bed
- Head, Vacu-Flush system
- Microwave, 110VAC (220VAC-Int'l)
- Tank level indicators, potable water and waste
- Throw pillows, pillow sham package
- TV/DVD player w/flat screen
- V-berth fitted sheets
- V-berth inner spring mattress
- Wooden blinds

Standards

HULL/DECK

- Anchor line locker, access w/lid
- Balsa-cored hull sides and deck
- Bow platform w/anchor roller
- Bow rails, welded one-piece, one-inch stainless steel
- Bow and stern eyes, stainless steel
- Cleats, stainless steel (6)
- Deck hatches (3), translucent w/screen
- Designators, dome-style
- Dockside inlets
 - Cable TV
 - Dockside power
 - Telephone
 - Water
- Drain plug, brass-threaded
- Engine compartment ventilators, color-coordinated
- Fiberglass molded deck toe rail
- Fill caps, stainless steel
 - Fuel
 - Waste
 - Water
- Horn, trumpet
- Navigation lighting
- Port lites, stainless steel (6), opening w/screens
- Radar arch, aluminum w/cockpit lights, speakers, wire chase and grab handles
- Rub rail, rigid white vinyl w/stainless steel insert
- Skid-resistant swim platform, foredeck, walk-around, walk-thru, cockpit floor
- Stable-Vee® hull
- Stern assist rail, stainless steel
- Thru-hull fittings, stainless steel
- Transom door, walk-thru, acrylic
- Transom storage locker
 - Dockside power access
 - Fender storage
- Walk-thru windshield
- NMMA certification
- Meets applicable USCG regulations

- Horn, trumpet
- Navigation lighting
- Port lites, stainless steel (6), opening w/screens
- Radar arch, aluminum w/cockpit lights, speakers, wire chase and grab handles
- Rub rail, rigid white vinyl w/stainless steel insert
- Skid-resistant swim platform, foredeck, walk-around, walk-thru, cockpit floor
- Stable-Vee® hull
- Stern assist rail, stainless steel
- Thru-hull fittings, stainless steel
- Transom door, walk-thru, acrylic
- Transom storage locker
 - Dockside power access
 - Fender storage
- Walk-thru windshield
- NMMA certification
- Meets applicable USCG regulations

COCKPIT

- Battery management system w/isolated engine start and ship's system circuits
- Beverage holders
- Cabin door, acrylic w/screen
- Cockpit courtesy lighting
- Engine hatch, electric
- Storage
 - Beneath helm seat
 - Port and starboard side walls

HELM AREA

- Dash, includes space for GPS and VHF
- Dual engine binnacle controls
- Instruments, Faria, fog-resistant w/gold bezels
 - Engine sync
 - Fuel gauge
 - Oil pressure
 - Speedometer
 - Tachometer w/hour meter
 - Temperature gauge
 - Trim gauge
 - Volt meter
- Instrument panel, burlwood

- Receptacles - 110 VAC/12 VDC, 2@helm (220 VAC - int'l)
- Steering, hydraulic

ENGINE COMPARTMENT

- Bilge blower
- Bilge pump, automatic
- Batteries (4)
- Battery charger/converter (50 amp)
- Color-coded wiring w/chafe protection
- Insulated engine compartment
- Remote oil filters
- Twin aluminum fuel tanks w/electric crossover system
- Water heater (20 gallon)

CANVAS

- Stainless steel top hardware

CABIN

- Cabin entry, centered
- Cabin height, 6'2" (6'0" at V-berth)
- Cabin panel, 110 VAC / 12 VDC (220 VAC - Int'l)
- Cabin runner, Sunbrella
- Carpet, lay-in
- Dinette
 - Full sectional seating
 - Ottomans, 2, movable
 - Table, adjustable height and size
 - Under seat storage
- Fiberglass floor
- Forward berth
 - Hanging locker, cedar-lined
 - Privacy curtain
 - Raised berth
 - Under berth storage
- Headliner, easy clean
- Interior décor choices
 - Laguna Beach
 - South Pacific Blue
 - Tropical Sage
- Lighting
 - Courtesy floor lighting
 - Forward berth, overhead
 - Multi-zone lighting system
 - Salon, overhead
- Receptacles (4) 110 VAC/12 VDC (220 VAC - int'l)
- Speakers, Clarion®
- Stereo, Clarion® AM/FM/CD player w/6-CD disc changer
- Telephone jack connection
- V-berth mirror

GALLEY AREA

- Cabinetry
 - Woodgrain
 - Positive latch system
 - Upper and lower, enclosed
- Stove, electric, 2-burner, flush-mounted
- Generous counter space
- Lighting
 - Under cupboard
- Countertop, polished, granite-look
- Sink cover/cutting board
- Receptacles (2), 110 VAC/12 VDC (220 VAC - int'l)
- Refrigerator (2), dual voltage, 110 VAC / 12 VDC (220 VAC - int'l)
- Trash receptacle

HEAD & SHOWER AREA

- Door, wooden, locking w/mirror
- Fiberglass enclosed stand-up head w/separate shower
- Head porcelain w/holding tank
- Lighting, overhead
- Port lite, opening, w/screen
- Power ventilation
- Receptacle, 110VAC (220VAC - int'l)
- Shower (separate) w/door
- Sink w/Corian® countertop
- Storage
 - Vanity, upper and lower
 - Vanity mirror

MID CABIN

- Lighting, overhead
- Privacy curtain
- Storage
 - Beneath steps
 - Beneath seats
 - Hanging locker, cedar-lined
- Window, opening, w/screen

Options

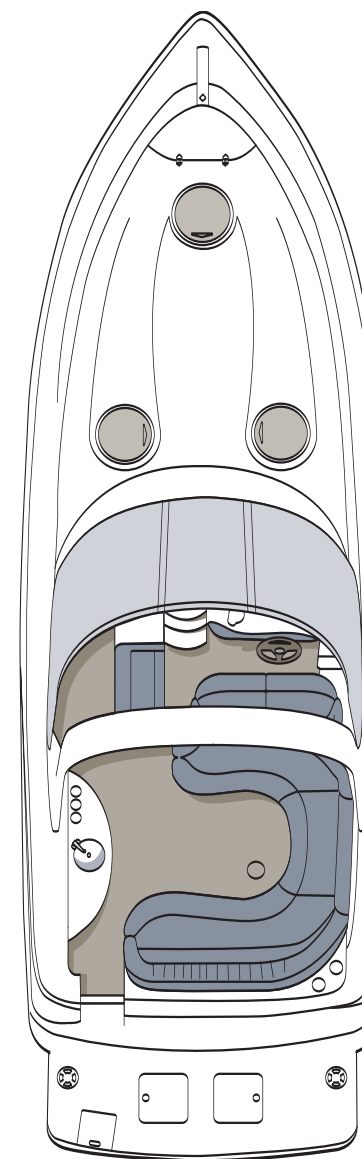
- Aft seat storage box, cockpit
- Bulkhead w/doors, forward V-berth cabin
- CCB Gel Band
- Deck sunpads
- Flexi-Teek swim platform enhancement
- Gel Coat, two-tone
- Grey water system w/holding tank
- Hard top
- Head, overboard discharge
- Interior décor choice
 - Blue Breeze by Ralph Lauren
- Navigation Package I
 - Raymarine VHF-215, RC 520 GPS/Plotter and ST60 Depth
- Navigational Package II
 - Raymarine RL70CRC Color Radar/GPS/Plotter w/2kw Radome
- Neutra-Salt engine flushing system[§]
- Spare shaft and prop w/storage
- Wood storage cradle
- CE certification (European export)

CANVAS OPTION

- Cockpit cover

POWER OPTIONS*

- **Volvo Penta® Inboards**
 - Twin 8.1 Gi 375 hp each
 - Twin 8.1 GXi 420 hp each
- **MerCruiser® Inboards**
 - Twin 8.1 S 370 hp each
 - Twin 8.1 SHO 420 hp each
- **Volvo Penta® Diesel Inboards**
 - Twin TAMD 63P 370 hp each
- **Caterpillar® Diesel Inboards**
 - Twin 3126E 385 hp each



LOA W/SWIM PLATFORM	41'3" / 12.6 M
BEAM	12'9" / 3.89 M
BRIDGE CLEARANCE	11'6" / 3.51 M
DEADRISE	19°
APPROX. DRAFT	42" / 107 CM
FUEL CAPACITY	300 GAL / 1,134 L
POTABLE WATER CAPACITY	66 GAL / 249 L
HOLDING TANK – WASTE	42 GAL / 159 L
APPROX. BOAT & ENGINE WEIGHT	18,000 LBS TO 20,000 LBS 8,160 KG TO 9,070 KG





EXTRAS You Don't Pay Extra For.

HULL/DECK

- Gel coat, premium
- Light, spot/flood remote
- Radar arch, aluminum w/cockpit lights, speakers, wire chase and grab handles
- Shower, aft, hot/cold
- Swim platform, aft, extended
 - Angled, deep-reach ladder, concealed
- Trim tabs
- Windlass w/foot controls, rope, chain and anchor

COCKPIT

- Aquaflex™ vinyl
- Carpet, 40 oz., lay-in
- Fiberglass cockpit liner, self-bailing
- Refreshment center
 - Corian® countertop
 - Icemaker or refrigerator
 - Sink
- Seating
 - Double-wide adjustable helm
 - Driver's side w/flip-up bolster
 - Port lounge, 2-person
 - U-shape stern seating w/pleated backrest
 - Fill-in cushion, aft
- Subwoofer, 10"
- Table w/mount
- Windshield wipers, port & starboard

HELM

- Compass
- Depth sounder w/shallow water alarm
- Hour meters
- Steering, tilt wheel, leather-wrapped w/woodgrain accents
- Stereo remote w/display

ENGINE COMPARTMENT

- Fire extinguishing system
- Gas vapor detector

CANVAS

- Camper canvas
 - Attaches to radar arch w/track
 - Color choices: Navy, Red, Green, Dune or Black

CABIN

- Air conditioning/heater, 16,000 BTU
- CO monitors
- Coffee maker
- Head, Vacu-Flush system
- Microwave, 110VAC (220VAC-Int'l)
- SIRIUS Satellite stereo system w/1-year subscription†
- Tank level indicators, potable water and waste
- Throw pillows, pillow sham package
- TV/DVD player w/flat screen
- V-berth fitted sheets
- Wooden blinds



Standards

HULL/DECK

- Anchor line locker, access w/lid
- Balsa-cored hull sides and deck
- Bow platform w/anchor roller
- Bow rails, welded one-piece, one-inch stainless steel
- Bow and stern eyes, stainless steel
- Cleats, stainless steel (6)
- Deck hatches (3), translucent w/screen
- Designators, dome-style
- Dockside Inlets
 - Cable TV
 - Dockside Power
 - Telephone line
 - Water
- Drain plug, brass-threaded
- Engine compartment ventilators, color-coordinated
- Fiberglass molded deck toe rail
- Fill caps, stainless steel
 - Fuel
 - Waste
 - Water
- Horn, trumpet
- Navigation lighting
- Port lites, stainless steel (6)
 - Opening w/screens
- Rub rail, rigid white vinyl w/stainless steel insert
- Skid-resistant swim platform, fore-deck, walk-thru and cockpit floor
- Stable-Vee® hull
- Stern assist rail, stainless steel
- Thru-hull fittings, stainless steel
- Transom door, walk-thru, acrylic
- Transom storage lockers (2)
 - Dockside power access
 - Fender storage
- Walk-thru windshield
- NMMA certification
- Meets applicable USCG regulations

COCKPIT

- Battery management system w/isolated engine start and ship's system circuits
- Beverage holders
- Cabin door, acrylic w/screen
- Courtesy lighting
- Engine compartment hatch
- Speakers, Clarion®
- Storage
 - Beneath helm seat
 - Beneath port lounge

HELM AREA

- Dash, includes space for GPS and VHF
- Dual engine binnacle controls
- Instruments, Faria, fog-resistant w/gold bezels
 - Engine sync
 - Fuel gauge
 - Oil pressure
 - Speedometer
 - Tachometer w/hour meter
 - Temperature gauge
 - Trim gauge
 - Volt meter

- Instrument panel, burlwood
- Receptacles - 110 VAC/12 VDC, 2@helm (220 VAC - int'l)
- Steering, hydraulic

ENGINE COMPARTMENT

- Bilge blower
- Bilge pump, automatic
- Batteries (3)
- Battery charger/converter (30 amp)
- Color-coded wiring w/chafe protection
- Insulated engine compartment
- Power trim and tilt
- Remote oil filters
- Twin aluminum fuel tanks w/crossover system
- Water heater (10.5 gallon)

CANVAS

- Stainless steel top hardware

CABIN

- Cabin entry, centered
- Cabin height, 6'2" (6'0" at V-berth)
- Cabin panel, 110 VAC / 12 VDC (220 VAC - int'l)
- Cabin runner, Sunbrella
- Carpet, lay-in
- Dinette
 - Converts to berth
 - Large U-shaped dining area
 - Under seat storage
- Fiberglass floor
- Forward berth
 - Hanging locker, cedar-lined
 - Privacy curtain
 - Raised berth
 - Under berth storage
- Headliner, easy clean
- Interior décor choices
 - Laguna Beach
 - South Pacific Blue
 - Tropical Sage
- Lighting
 - Courtesy floor lighting
 - Forward berth, overhead
 - Multi-zone lighting system
 - Salon, overhead
- Receptacles (4) 110 VAC/12 VDC (220 VAC - int'l)
- Speakers, Clarion®
- Stereo, Clarion® AM/FM/CD player
- Telephone jack connection
- V-berth mirror

GALLEY AREA

- Cabinetry
 - Woodgrain
 - Positive latch system
 - Upper and lower, enclosed
- Stove, electric 2-burner, flush-mounted
- Generous counter space
- Lighting
 - Under cupboard
- Countertop, polished, granite-look
 - Sink cover/cutting board
- Receptacles (2), 110 VAC/12 VDC (220 VAC - int'l)
- Refrigerator, dual voltage, 110 VAC / 12 VDC (220 VAC - int'l)
- Trash receptacle

HEAD & SHOWER AREA

- Door, woodgrain, locking w/mirror
- Fiberglass enclosed stand-up head w/shower curtain
- Head porcelain w/holding tank
- Lighting, overhead
- Port lite, opening, w/screen
- Power ventilation
- Receptacle, 110VAC (220VAC - int'l)
- Sink w/Corian® countertop
- Storage
 - Vanity, upper and lower
- Vanity mirror

MID CABIN

- Berth access, wide opening
- Lighting, overhead
- Privacy curtain
- Storage
 - Hanging locker w/adjustable shelves, cedar-lined
 - Sidewall cabinet
- Window, opening, w/screen

Options

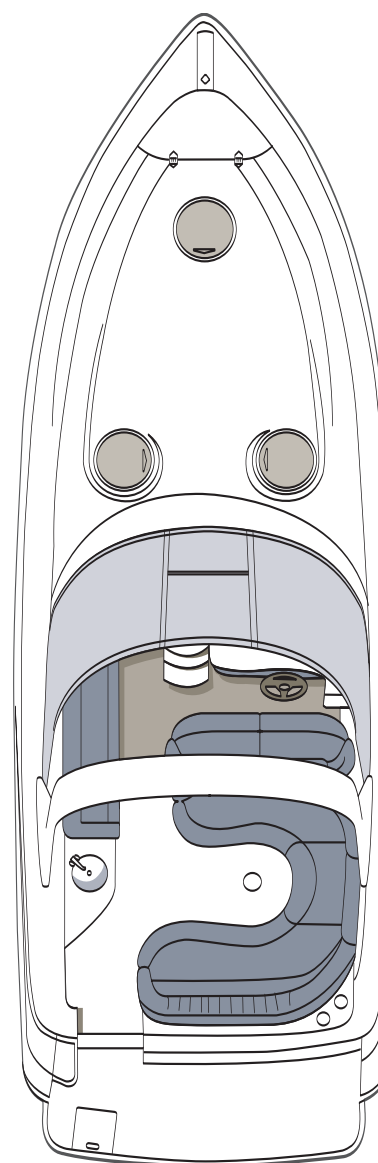
- CCB Gel Band
- CD changer, 6-disc
- Deck sunpads
- Engine flush-out kit
- Flexi-Teek swim platform enhancement
- Fresh water cooling
- Gel Coat, two-tone
- Generator
- Grey water system w/holding tank
- Head, additional 30 gal. holding tank
- Head, overboard discharge
- Interior décor choice
 - Blue Breeze by Ralph Lauren
- Mattress, inner-spring, V-berth
- Navigation Package I
 - Raymarine VHF-215
 - Raymarine 320-GPS
- Navigation Package II
 - Raymarine RL70RC Radar/GPS Plotter w/2kw Radome
- Neutra-Salt engine flushing system§ (exchange for icemaker)
- Refrigerator, cockpit
- Spare shaft and prop w/storage
- Stereo remote at transom
- Stove, alcohol/electric
- Wood storage cradle
- CE certification (European export)

CANVAS OPTION

- Cockpit cover

POWER OPTIONS*

- **Volvo Penta®**
- Twin 5.7 GXi 320 hp
- **MerCruiser®**
- Twin MX 6.2 320 hp



LOA W/SWIM PLATFORM	35'7" / 10.8 M
BEAM	11'9" / 3.58 M
BRIDGE CLEARANCE	9'2" / 2.80 M
DEADRISE	19°
APPROX. DRAFT	35" / 89 CM
FUEL CAPACITY	220 GAL / 832 L
POTABLE WATER CAPACITY	44 GAL / 166 L
HOLDING TANK – WASTE	30 GAL / 113 L
APPROX. BOAT & ENGINE WEIGHT	13,000 LBS TO 13,100 LBS 5,900 KG TO 5,940 KG

EXTRAS You Don't Pay Extra For.

HULL/DECK

- Gel coat, premium
- Light, spot/flood remote
- Radar arch, aluminum w/cockpit lights, speakers, wire chase and grab handles
- Shower, aft, hot/cold
- Swim platform, aft, extended
 - Angled, deep-reach ladder, concealed
- Trim tabs
- Windlass w/foot controls, rope, chain and anchor

COCKPIT

- Aquaflex™ vinyl
- Carpet, 40 oz., lay-in
- Fiberglass cockpit liner, self-bailing
- Refreshment center
 - Corian® countertop
 - Ice maker or refrigerator
 - Sink
- Seating
 - Double-wide adjustable helm
 - Driver's side w/flip-up bolster
 - Port lounge, 2-person
 - U-shape stern seating w/pleated backrest
 - Fill-in cushion, aft
- Subwoofer, 10"
- Table w/mount
- Windshield wipers, port & starboard

HELM

- Compass
- Depth sounder w/shallow water alarm
- Hour meters
- Steering, tilt wheel, leather-wrapped w/woodgrain accents
- Stereo remote w/display

ENGINE COMPARTMENT

- Fire extinguishing system
- Gas vapor detector

CANVAS

- Camper canvas
 - Attaches to radar arch w/track
 - Color choices: Navy, Red, Green, Dune or Black

CABIN

- Air conditioning/heater, 12,000 BTU
- CO monitors
- Coffee maker
- Head, Vacu-Flush system
- Microwave, 110VAC (220VAC-Int'l)
- SIRIUS Satellite stereo system w/1-year subscription†
- Tank level indicators, potable water and waste
- Throw pillows, pillow sham package
- TV/DVD player w/10" flat screen
- V-berth fitted sheets
- Wooden blinds



Standards

HULL/DECK

- Anchor line locker, access w/lid
- Balsa-cored hull sides and deck
- Bow platform w/anchor roller
- Bow rails, welded one-piece, one-inch stainless steel
- Bow and stern eyes, stainless steel
- Cleats, stainless steel (6)
- Deck hatches (3), translucent w/screen
- Designators, dome-style
- Dockside inlets
 - Cable TV
 - Dockside power
 - Telephone line
 - Water
- Drain plug, brass-threaded
- Engine compartment ventilators, color-coordinated
- Fiberglass molded deck toe rail
- Fill caps, stainless steel
 - Fuel
 - Waste
 - Water
- Horn, trumpet
- Navigation lighting
- Port lites, stainless steel (6)
 - Opening w/screens
- Rub rail, rigid white vinyl w/stainless steel insert
- Skid-resistant swim platform, fore-deck, walk-thru and cockpit floor
- Stable-Vee® hull
- Stern assist rail, stainless steel
- Thru-hull fittings, stainless steel
- Transom door, walk-thru, acrylic
- Transom storage locker
 - Dockside power access
 - Fender storage
- Walk-thru windshield
- NMMA certification
- Meets applicable USCG regulations

COCKPIT

- Battery management system w/isolated engine start and ship's system circuits
- Beverage holders
- Cabin door, acrylic w/screen
- Courtesy lighting
- Engine compartment hatch
- Speakers, Clarion®
- Storage
 - Beneath helm seat
 - Beneath port lounge

HELM AREA

- Dash, includes space for GPS and VHF
- Dual engine binnacle controls w/tilt/trim switches
- Instruments, Faria, fog-resistant w/gold bezels
 - Fuel gauge
 - Oil pressure
 - Speedometer
 - Tachometer w/hour meter
 - Temperature gauge
 - Trim gauge
 - Volt meter

- Instrument panel, burlwood
- Receptacles - 110 VAC/12 VDC, 2@helm (220 VAC - int'l)

ENGINE COMPARTMENT

- Bilge blower
- Bilge pump, automatic
- Batteries (3)
- Battery charger/converter (30 amp)
- Color-coded wiring w/chafe protection
- Insulated engine compartment
- Power trim and tilt
- Remote oil filters
- Twin aluminum fuel tanks w/crossover system
- Water heater (10.5 gallon)

CANVAS

- Stainless steel top hardware

CABIN

- Cabin entry, centered
- Cabin height, 6'2" (6'0" at V-berth)
- Cabin panel, 110 VAC / 12 VDC (220 VAC - int'l)
- Cabin runner, Sunbrella
- Carpet, lay-in
- Dinette
 - Converts to berth
 - Large U-shaped dining area
 - Under seat storage
- Fiberglass floor
- Forward berth
 - Hanging locker, cedar-lined
 - Privacy curtain
 - Raised berth
 - Under berth storage
- Headliner, easy clean
- Interior décor choices
 - Laguna Beach
 - South Pacific Blue
 - Tropical Sage
- Lighting
 - Courtesy floor lighting
 - Forward berth, overhead
 - Multi-zone lighting system
 - Salon, overhead
- Receptacles (4) 110 VAC/12 VDC (220 VAC - int'l)
- Speakers, Clarion®
- Stereo, Clarion® AM/FM/CD player
- Telephone jack connection
- V-berth mirror

GALLEY AREA

- Cabinetry
 - Woodgrain
 - Positive latch system
 - Upper and lower, enclosed
- Stove, electric, 2-burner, flush-mounted
- Generous counter space
- Lighting
 - Under cupboard
- Countertop, polished, granite-look
- Sink cover/cutting board
- Receptacles (2), 110 VAC/12 VDC (220 VAC - int'l)
- Refrigerator, dual voltage, 110 VAC /12 VDC (220 VAC - int'l)
- Trash receptacle

HEAD & SHOWER AREA

- Door, woodgrain, locking w/mirror
- Fiberglass enclosed stand-up head
- Head, porcelain w/holding tank
- Lighting, overhead
- Port lite, opening, w/screen
- Power ventilation
- Receptacle, 110 VAC (220 VAC - int'l)
- Sink w/Corian® countertop
- Storage
 - Vanity, upper and lower
- Vanity mirror

MID CABIN

- Berth access, wide opening
- Lighting, overhead
- Privacy curtain
- Storage
 - Hanging locker w/adjustable shelves, cedar-lined
 - Sidewall cabinet
- Window, opening, w/screen

Options

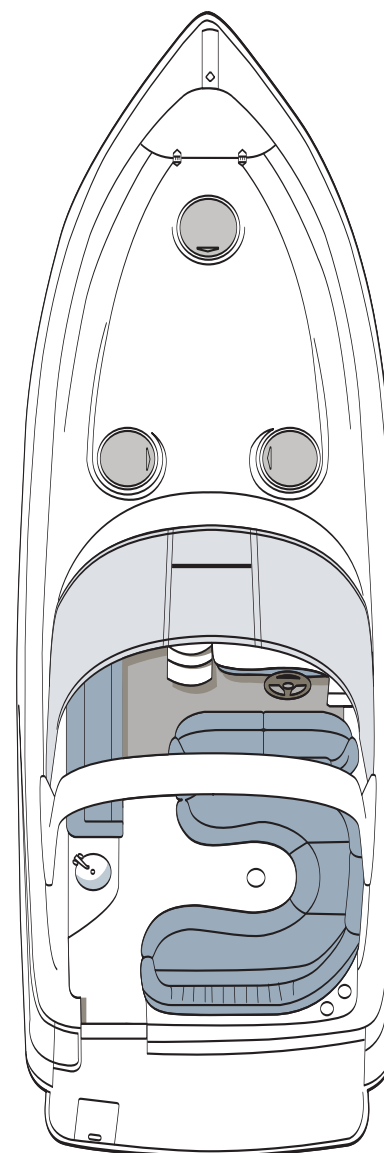
- CCB Gel Band
- CD changer, 6-disc
- Deck sunpads
- Engine flush-out kit
- Flexi-Teek swim platform enhancement
- Gel Coat, two-tone
- Generator (Diesel also available)
- Grey water system w/holding tank
- Head, additional 30 gal. holding tank
- Head, overboard discharge
- Interior décor choice
 - Blue Breeze by Ralph Lauren
- Mattress, inner-spring, V-berth
- Navigation Package I
 - Raymarine VHF-215
 - Raymarine 320-GPS
- Navigation Package II
 - Raymarine RL70RC Radar/GPS Plotter w/2kw Radome
- Neutra-Salt engine flushing system[§]
- Refrigerator, cockpit (exchange for icemaker)
- Stereo remote at transom
- Stove, alcohol/electric
- Wood storage cradle
- CE certification (European export)

CANVAS OPTION

- Cockpit cover

POWER OPTIONS*

- **Volvo Penta® Stern Drives**
 - Twin KAD 32-DPS 159 hp Diesel
 - Twin 5.7 Gi/DuoProp 280 hp
 - Twin 5.7 OSi/XDP 280 hp
 - Twin 5.7 GXi/DuoProp 320 hp
 - Twin 5.7 OSXi/XDP 320 hp
 - **MerCruiser® Stern Drives**
 - Twin 350 MPI Bravo III 300 hp
 - Twin MX 6.2 320 hp
- DuoProp and Bravo III include stainless steel propellers



LOA W/SWIM PLATFORM 35'1" / 10.7 M

BEAM 11'9" / 3.58 M

BRIDGE CLEARANCE 9'2" / 2.80 M

DEADRISE 19°

APPROX. DRAFT – DRIVE DN. 39" / 99 CM

FUEL CAPACITY 220 GAL / 832 L

POTABLE WATER CAPACITY 44 GAL / 166 L

HOLDING TANK – WASTE 30 GAL / 113 L

APPROX. BOAT & ENGINE WEIGHT 12,500 LBS TO 12,600 LBS
5,670 KG TO 5,710 KG

EXTRAS You Don't Pay Extra For.

HULL/DECK

- Gel coat, premium
- Light, spot/flood remote
- Radar arch, aluminum w/cockpit lights, speakers, wire chase and grab handles
- Shower, aft, hot/cold
- Swim platform, aft, extended
 - Angled, deep-reach ladder, concealed
- Trim tabs
- Windlass w/foot controls, rope, chain and anchor

COCKPIT

- Aquaflex™ vinyl
- Carpet, 40 oz., lay-in
- Fiberglass liner, self-bailing
- Refreshment center
 - Corian® countertop
 - Sink
- Seating
 - Double-wide adjustable helm
 - Driver's side w/flip-up bolster
 - Port lounge, 2-person
 - U-shape stern seating w/pleated backrest
 - Fill-in cushion, aft
- Subwoofer, 10"
- Table w/mount
- Windshield wiper, port & starboard

HELM

- Compass
- Depth sounder w/shallow water alarm
- Hour meters
- Steering, tilt wheel w/woodgrain accents
- Stereo remote w/display

ENGINE COMPARTMENT

- Fire extinguishing system
- Gas vapor detector

CANVAS

- Camper canvas
 - Attaches to radar arch w/track
 - Color choices: Navy, Red, Green, Dune or Black

CABIN

- Air conditioning/heater, 10,000 BTU
- CO monitors
- Coffee maker
- Head, Vacu-Flush system
- Microwave, 110 VAC (220VAC-Int'l)
- Power ventilation
- SIRIUS Satellite stereo system w/1-year subscription†
- Tank level indicators, potable water and waste
- Throw pillows, pillow sham package
- V-berth fitted sheets



Standards

HULL/DECK

- Anchor line locker, access w/lid
- Balsa-cored hull sides and deck
- Bow platform w/anchor roller
- Bow rails, welded one-piece, one-inch stainless steel
- Bow and stern eyes, stainless steel
- Cleats, stainless steel (6)
- Deck hatches (2), translucent w/screen
- Designators, dome-style
- Dockside Inlets
 - Dockside power
 - Telephone line
 - Water
- Drain plug, brass-threaded
- Engine compartment ventilators, color-coordinated
- Fiberglass molded deck toe rail
- Fill caps, stainless steel
 - Fuel
 - Waste
 - Water
- Horn, trumpet
- Navigation lighting
- Port lites, stainless steel (6),
 - Opening w/screens
- Rub rail, rigid white vinyl w/stainless steel insert
- Skid-resistant swim platform, fore-deck, walk-thru and cockpit floor
- Stable-Vee® hull
- Stern assist rail, stainless steel
- Thru-hull fittings, stainless steel
- Transom door, walk-thru, acrylic
- Transom storage locker
 - Dockside power access
 - Fender storage
- Walk-thru windshield
- NMMA certification
- Meets applicable USCG regulations

COCKPIT

- Battery management system w/isolated engine start and ship's system circuits
- Beverage holders
- Cabin door, acrylic w/screen
- Cockpit courtesy lighting
- Engine compartment hatch
- Speakers, Clarion®
- Storage
 - Beneath helm seat
 - Beneath port lounge

HELM AREA

- Dash, includes space for GPS and VHF
- Dual engine binnacle controls w/tilt/trim switches
- Instruments, Faria, fog-resistant w/gold bezels
 - Fuel gauge
 - Oil pressure
 - Speedometer
 - Tachometer w/hour meter
 - Temperature gauge
 - Trim gauge
 - Volt meter
- Instrument panel, burlwood

- Receptacle - 110 VAC/12 VDC @helm (220 VAC - int'l)

ENGINE COMPARTMENT

- Bilge blower
- Bilge pump, automatic
- Batteries (3)
- Battery charger/converter (30 amp)
- Color-coded wiring w/chafe protection
- Insulated engine compartment
- Power trim and tilt
- Remote oil filters
- Twin aluminum fuel tanks w/crossover system
- Water heater (10.5 gallon)

CANVAS

- Stainless steel top hardware

CABIN

- Cabin entry, centered
- Cabin height, 6'1" (6'0" at V-berth)
- Cabin panel, 110 VAC / 12 VDC (220 VAC - int'l)
- Cabin runner, Sunbrella
- Carpet, lay-in
- Dinette
 - Converts to berth
 - Large U-shaped dining area
 - Under seat storage
- Fiberglass floor
- Forward berth
 - Privacy curtain
 - Raised berth
 - Under berth storage
- Headliner, easy clean
- Interior décor choices
 - Laguna Beach
 - South Pacific Blue
 - Tropical Sage
- Lighting
 - Forward berth, overhead
 - Multi-zone lighting system
 - Salon, overhead
- Receptacles (4) 110 VAC/12 VDC (220 VAC - int'l)
- Speakers, Clarion®
- Stereo, Clarion® AM/FM/CD player
- Telephone jack connection
- V-berth mirror

GALLEY AREA

- Cabinetry
 - Woodgrain
 - Positive latch system
 - Upper and lower, enclosed
- Stove, electric, 2-burner, flush-mounted
- Lighting
 - Under cupboard
- Countertop, polished, granite-look
 - Sink cover/cutting board
- Receptacles (2), 110 VAC/12 VDC (220 VAC - int'l)
- Refrigerator, dual voltage, 110 VAC /12 VDC (220 VAC - int'l)
- Trash receptacle

HEAD & SHOWER AREA

- Fiberglass enclosed stand-up head
- Door, woodgrain, locking w/mirror
- Head, porcelain w/holding tank
- Lighting, overhead
- Port lite, opening, w/screen
- Receptacle, 110 VAC (220 VAC - int'l)
- Sink w/Corian® countertop
- Vanity mirror

MID CABIN

- Berth access, wide opening
- Lighting, overhead
- Privacy curtain
- Storage
 - Hanging locker, cedar-lined
 - Side wall cabinet
- Window, opening, w/screen

Options

- CCB Gel Band
- CD changer, 6-disc
- Deck sunpads
- Engine flush-out kit
- Flexi-Teek swim platform enhancement
- Gel Coat, two-tone
- Generator (Diesel also available)
- Grey water system w/holding tank
- Head, overboard discharge
- Icemaker, cockpit
- Interior décor choice
 - Blue Breeze by Ralph Lauren
- Mattress, inner-spring, V-berth
- Navigation Package 1
 - Raymarine VHF-215
 - Raymarine 320-GPS
- Neutra-Salt engine flushing system[§]
- Refrigerator, cockpit
- Stereo remote at transom
- Stove, alcohol/electric
- TV/DVD player w/10" flat screen
- Wood storage cradle
- CE certification (European export)

CANVAS OPTION

- Cockpit cover

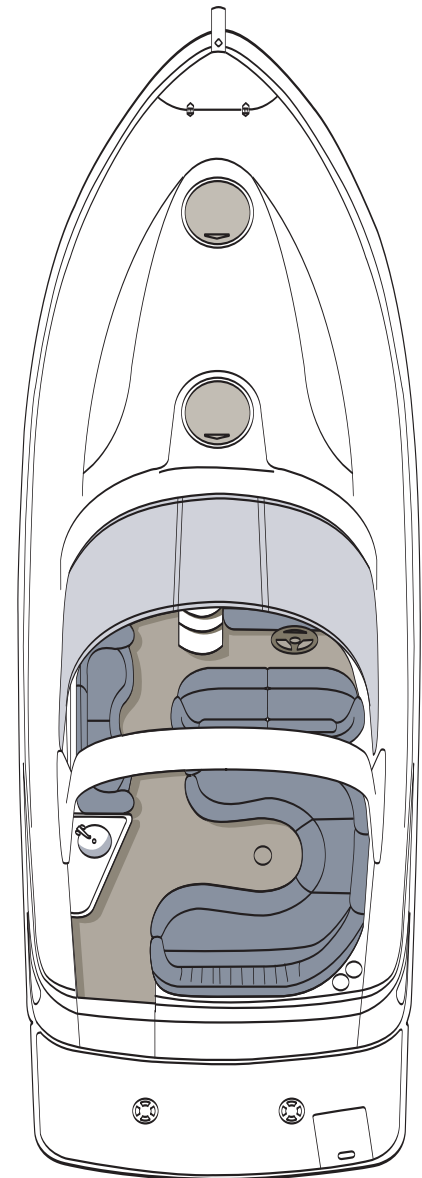
POWER OPTIONS*

Volvo Penta® Stern Drives

- Twin KAD 32-DPS 159 hp Diesel
- Twin 4.3 GXi/DuoProp 225 hp
- Twin 4.3 OSi/DuoProp 225 hp
- Twin 5.0 GXi/SX 270 hp
- Twin 5.0 GXi/DuoProp 270 hp
- Twin 5.0 OSi/XDP 270 hp
- Twin 5.7 Gi/DuoProp 280 hp

MerCruiser® Stern Drives

- Twin 4.3 MPI Bravo III 220 hp
- Twin 5.0 MPI Bravo III 260 hp DuoProp, Bravo I and Bravo III include stainless steel propellers



LOA W/SWIM PLATFORM	31'0" / 9.45 M
BEAM	10'6" / 3.20 M
BRIDGE CLEARANCE	9'0" / 2.74 M
DEADRISE	19°
APPROX. DRAFT – DRIVE DN.	39" / 99 CM
FUEL CAPACITY	140 GAL / 527 L
POTABLE WATER CAPACITY	30 GAL / 113 L
HOLDING TANK – WASTE	30 GAL / 113 L
APPROX. BOAT & ENGINE WEIGHT	10,370 LBS TO 10,650 LBS 4,700 KG TO 4,830 KG

EXTRAS You Don't Pay Extra For.

HULL/DECK

- Gel coat, premium
- Radar arch, aluminum w/cockpit lights, speakers, wire chase and grab handles
- Shower, aft, hot/cold
- Swim platform, aft, extended
 - Angled, deep-reach ladder, concealed
- Trim tabs

COCKPIT

- Aquaflex™ vinyl
- Carpet, 40 oz., lay-in
- Engine hatch, electric
- Fiberglass liner, self-bailing
- Refreshment center
 - Beverage holders
 - Corian® countertop
 - Ice chest, removable, 36-quart
 - Passenger assist handle, stainless steel
 - Sink
 - Trash receptacle
- Seating
 - Double-wide adjustable helm
 - Driver's side w/flip-up bolster
 - U-shape stern seating w/pleated backrest
- Subwoofer, 10"
- Windshield wiper, starboard

HELM

- Compass
- Depth sounder w/shallow water alarm
- Hour Meters
- Steering, tilt wheel w/woodgrain accents
- Stereo remote w/display

ENGINE COMPARTMENT

- Engine hatch, electric

CANVAS

- Camper canvas
 - Attaches to radar arch w/track
 - Color choices: Navy, Red, Green, Dune or Black

CABIN

- CO monitors
- Microwave, 110 VAC (220 VAC - int'l)
- SIRIUS Satellite stereo system w/1-year subscription†
- Throw pillows, pillow sham package



Standards

HULL/DECK

- Anchor line locker, access w/lid
- Balsa-cored hull sides and deck
- Bow platform w/anchor roller
- Bow rails, welded one-piece, one-inch stainless steel
- Bow and stern eyes, stainless steel
- Cleats, stainless steel (6)
- Deck hatches (3), translucent w/screen
- Designators, dome-style
- Dockside inlet
 - Dockside Power
 - Water
- Drain plug, brass-threaded
- Engine compartment ventilators, color-coordinated
- Fill caps, stainless steel
 - Fuel
 - Waste
 - Water
- Horn, trumpet
- Navigation lighting
- Port lites, stainless steel (4)
 - Opening w/screens
- Rub rail, rigid white vinyl w/stainless steel insert
- Skid-resistant swim platform, fore-deck, walk-thru and cockpit floor
- Stable-Vee® hull
- Stern assist rail, stainless steel
- Thru-hull fittings, stainless steel
- Transom storage locker
- Walk-thru windshield
- NMMA certification
- Meets applicable USCG regulations

COCKPIT

- Battery management system w/isolated engine start and ship's system circuits
- Beverage holders
- Cabin door, acrylic w/screen
- Courtesy lighting
- Speakers, Clarion®
- Storage
 - Beneath helm seat
 - Beneath port lounge

HELM AREA

- Dash, includes space for GPS and VHF
- Dual engine binnacle controls w/tilt/trim switches
- Instruments, Faria, fog-resistant w/gold bezels
 - Fuel gauge
 - Oil pressure
 - Speedometer
 - Tachometer w/hour meter
 - Temperature gauge
 - Trim gauge
 - Volt meter
- Instrument panel, burlwood
- Receptacle - 110- VAC / 12 VDC @ helm (220 VAC - int'l)

ENGINE COMPARTMENT

- Bilge blower
- Bilge pump, automatic
- Batteries, dual w/switch
- Battery charger/converter (20 amp)
- Color-coded wiring w/chafe protection
- Insulated engine compartment
- Power trim and tilt
- Twin plastic fuel tanks w/crossover system
- Water heater (6 gallon)

CANVAS

- Stainless steel top hardware

CABIN

- Cabin entry, centered
- Cabin height, 6'4"
- Cabin panel, 110 VAC / 12 VDC (220 VAC - int'l)
- Cabin runner, Sunbrella
- Carpet, lay-in
- Dinette
 - Converts to berth
 - Large U-shaped dining area
 - Under seat storage
- Fiberglass floor
- Forward berth
 - Converts to dinette
 - Privacy curtain
 - Raised berth
 - Under seat storage
- Headliner, easy clean
- Interior décor choices
 - Laguna Beach
 - South Pacific Blue
 - Tropical Sage
- Lighting
 - Forward berth, overhead
 - Multi-zone lighting system
- Receptacle (1) 110 VAC/12 VDC (220 VAC - int'l)
- Speakers, Clarion®
- Stereo, Clarion AM/FM/CD player
- V-berth mirror

GALLEY AREA

- Cabinetry
 - Woodgrain
 - Positive latch system
 - Upper and lower, enclosed
- Countertop, polished, granite-look
 - Sink cover/cutting board
- Stove, electric, 1-burner, flush-mounted
- Lighting
 - Under cupboard
- Receptacles (2), 110 VAC/12 VDC (220 VAC - int'l)
- Refrigerator, dual voltage, 110 VAC /12 VDC (220 VAC - int'l)
- Trash receptacle

HEAD & SHOWER AREA

- Fiberglass enclosed stand-up head
- Door, woodgrain, locking w/mirror
- Head, porcelain w/holding tank
- Lighting, overhead
- Medicine storage area

- Port lite, opening, w/screen
- Power ventilation
- Receptacle, 110 VAC (220 VAC - int'l)
- Sink w/Corian® countertop
- Vanity mirror

MID CABIN

- Berth access, wide opening
- Privacy curtain
- Storage
 - Hanging locker, cedar-lined
 - Overhead
 - Side wall cabinet
- Window, opening, w/screen

Options

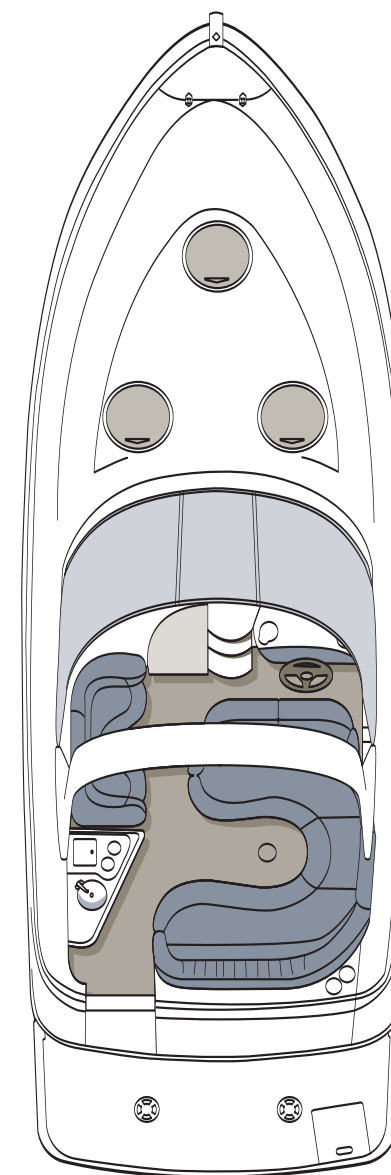
- Air conditioning/heating
- CCB gel band
- CD changer, 6-disc
- CD upgrade (4 add'l speakers)
- Deck sunpads
- Engine flush-out kit
- Fill-in cushion, aft w/table
- Fire extinguishing system
- Flexi-Teek swim platform enhancement
- Gas vapor system
- Gel Coat, two-tone
- Generator (Includes A/C & Heater)
- Grey water system w/holding tank
- Head, overboard discharge
- Head, Vacu-Flush
- Interior décor choice
 - Blue Breeze by Ralph Lauren
- Light, spot/flood remote
- Navigation Package 1
 - Raymarine VHF-215
 - Raymarine 320-GPS
- Neutra-Salt engine flushing system[§]
- Oil drip pan
- Stereo remote at transom
- Stove, alcohol/electric
- Table w/mount, cockpit
- Tank level indicators, potable water and waste
- TV/DVD player w/10" flat screen
- Windlass w/rope, chain & anchor
- Windshield wiper, port
- Wood storage cradle
- CE certification (European export)

CANVAS OPTION

- Cockpit cover

POWER OPTIONS*

- **Volvo Penta® Stern Drives**
 - Twin KAD 32-DPS 159 hp Diesel
 - Twin 4.3 GXi/DuoProp 225 hp
 - Twin 4.3 OSi/DuoProp 225 hp
 - Twin 5.0 GXi/SX 270 hp
 - Twin 5.0 GXi/DuoProp 270 hp
 - Twin 5.0 OSi/XDP 270 hp
 - **MerCruiser® Stern Drives**
 - Twin 4.3 MPI Bravo III 220 hp
 - Twin 5.0 MPI Bravo III 260 hp
- DuoProp and Bravo III include stainless steel propellers



LOA W/SWIM PLATFORM 30'0" / 9.15 M

BEAM 9'8" / 2.94 M

BRIDGE CLEARANCE 8'8" / 2.67 M

DEADRISE 18°

APPROX. DRAFT – DRIVE DN. 39" / 99 CM

FUEL CAPACITY 120 GAL / 454 L

POTABLE WATER CAPACITY 27 GAL / 102 L

HOLDING TANK – WASTE 25 GAL / 95 L

APPROX. BOAT & ENGINE WEIGHT 10,100 LBS TO 10,380 LBS
4,580 KG TO 4,710 KG



EXTRAS You Don't Pay Extra For.

HULL/DECK

- Gel coat, premium
- Rub rail, rigid white vinyl w/stainless steel insert
- Shower, aft, hot/cold
- Swim platform, aft, extended
 - Angled, deep-reach concealed ladder
- Trim tabs

COCKPIT

- Aquaflex™ vinyl
- Carpet, 40 oz., lay-in
- Fiberglass liner, self-bailing
- Seating
 - Double-wide adjustable helm
 - Flip-up bolster
 - U-shape stern seating w/pleated backrest
- Table w/mount
- Windshield wiper, starboard

HELM

- Compass
- Depth sounder w/shallow water alarm
- Hour meter
- Steering, tilt wheel w/woodgrain accents
- Stereo remote w/display

CANVAS

- Camper canvas
 - Attaches to optional radar arch
 - Color choices: Navy, Red, Green, Dune or Black

CABIN

- CO monitors
- Generous counter space w/flip-up extension
- Head, porcelain w/holding tank
- Microwave, 110 VAC (220 VAC-Int'l)
- SIRIUS Satellite stereo system w/1-year subscription†
- Throw pillows



Standards

HULL/DECK

- Anchor line locker, access w/lid
- Balsa-cored hull sides and deck
- Bow anchor roller
- Bow rails, welded one-piece, one-inch stainless steel
- Bow and stern eyes, stainless steel
- Cleats, stainless steel (6)
- Deck hatch, translucent w/screen
- Designators, dome-style
- Dockside inlets
 - Dockside power
 - Water
- Drain plug, brass-threaded
- Engine compartment ventilators, color-coordinated
- Fill caps, stainless steel
 - Fuel
 - Waste
 - Water
- Gel band color choices: Navy, Red, Green, Dune or Black
- Horn, trumpet
- Navigation lighting
- Port lites, stainless steel (4)
 - Opening w/screens
- Skid-resistant swim platform, fore-deck, walk-thru and cockpit floor
- Stable-Vee® hull
- Stern assist rail, stainless steel
- Thru-hull fittings, stainless steel
- Transom door, walk-thru
- Transom storage locker
- Walk-thru windshield
- NMMA certification
- Meets applicable USCG regulations

COCKPIT

- Battery management system w/isolated engine start and ship's system circuits
- Beverage holders
- Cabin door, acrylic w/screen
- Courtesy lighting
- Cooler, removable, 36-quart
- Engine compartment hatch
- Speakers, Clarion®
- Storage
 - Beneath helm seat
 - Side wall

HELM AREA

- Dash, includes space for GPS and VHF
- Instruments, Faria, fog-resistant w/gold bezels
 - Fuel gauge
 - Oil pressure
 - Speedometer
 - Tachometer w/hour meter
 - Temperature gauge
 - Trim gauge
 - Volt meter

- Instrument panel, burlwood
- Receptacle - 12 VDC @helm
- Single lever binnacle control w/tilt/trim switch

ENGINE COMPARTMENT

- Bilge blower
- Bilge pump, automatic
- Batteries, dual
- Battery charger/converter (20 amp)
- Color-coded wiring w/chafe protection
- Forward cabin bilge pump
- Insulated engine compartment
- Power trim and tilt
- Remote oil filter
- Water heater (6 gallon)

CANVAS

- Stainless steel top hardware

CABIN

- Cabin entry, port
- Cabin height, 6'0" (6'0" at V-berth)
- Cabin panel, 110 VAC / 12VDC (220 VAC - int'l)
- Cabin runner, Sunbrella
- Carpet, lay-in
- Fiberglass floor
- Headliner, easy clean
- Interior décor choices
 - Pebble Beach Bronze
 - Tropical Sage
- Lighting
 - 12VAC lighting throughout
- Receptacle, 110 VAC/12VDC (220 VAC-int'l)
- Speakers, Clarion®
- Stereo, Clarion® AM/FM/CD player
- V-berth
 - Large U-shaped dining area
 - Under seat storage
- V-berth mirror

GALLEY AREA

- Cabinetry
 - Woodgrain
 - Positive latch system
 - Upper and lower, enclosed
- Countertop, polished, granite-look
 - Sink cover/cutting board
- Receptacle (1), 110 VAC/12 VDC (220 VAC - int'l)
- Refrigerator, dual voltage, 110 VAC/12 VDC (220 VAC - int'l)
- Stove, electric, 1-burner

HEAD & SHOWER AREA

- Fiberglass enclosed stand-up head
- Door, woodgrain, locking w/mirror
- Lighting, overhead
- Medicine storage area
- Port lite, opening, w/screen
- Receptacle, 110 VAC (220 VAC - int'l)
- Sink and vanity
- Vanity mirror

MID CABIN

- Berth access, wide opening
- Lighting, overhead
- Privacy curtain
- Storage
 - Hanging locker
- Window, opening, w/screen

Options

- Air conditioning/heater, 5,000 BTU
- CCB gel band
- CD changer, 6-disc
- Deck sunpads
- Engine flush-out kit
- Fill-in cushion, aft
- Fire extinguishing system
- Flexi-Teek swim platform enhancement
- Gas vaper detector
- Generator (Includes A/C & Heater)
- Grey water system w/holding tank
- Head, overboard discharge
- Head, porcelain w/fresh water system
- Head, Vacu-Flush
- Light, spot/flood, remote
- Navigation Package 1
 - Raymarine VHF-53
 - Raymarine 320-GPS
- Neutra-Salt engine flushing system[§]
- Oil drip pan
- Radar arch
- Stereo remote at transom
- Stove, alcohol/electric
- Tank level indicators
- TV/DVD player w/10" flat screen
- Windlass w/rope, chain and anchor
- CE certification (European export)

CANVAS OPTION

- Cockpit cover

TRAILER OPTIONS

- Sure-Load™ custom-matched, tandem axle trailer w/single-axle disc brakes
- Brakes, tandem
- Galvanized trailer
- Spare tire and wheel
- Spare tire and wheel, aluminum or galvanized
- Wheel, aluminum

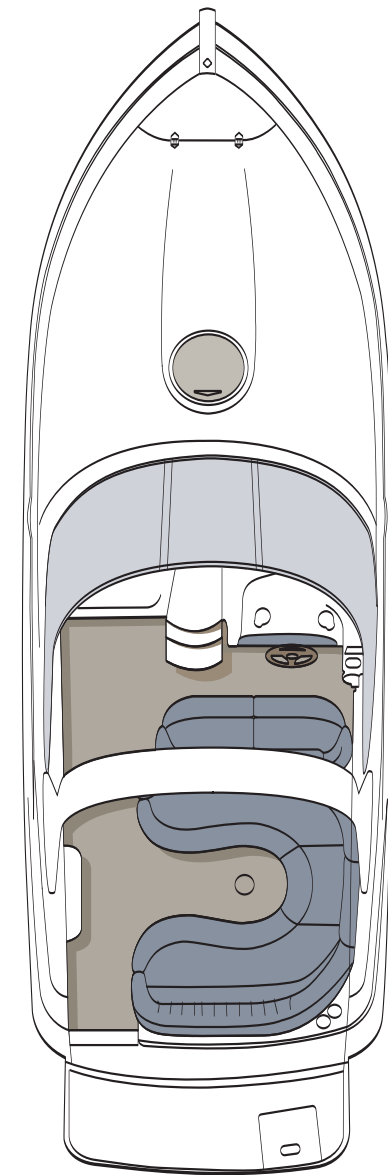
POWER OPTIONS*

Volvo Penta® Stern Drives


- 5.7 Gi/DuoProp 280 hp
- 5.7 OSi/XDP 280 hp
- 5.7 GXi/DuoProp 320 hp
- 5.7 OSXi/XDP 320 hp
- 8.1 Gi/DuoProp 375 hp

MerCruiser® Stern Drives

- 350 MPI Bravo III 300 hp
- MX 6.2 Bravo III 320 hp
- 496 MG Bravo III 375 hp
- DuoProp, Bravo I and Bravo III include stainless steel propellers



LOA W/SWIM PLATFORM	28'2" / 8.59 M
BEAM	8'6" / 2.59 M
BRIDGE CLEARANCE	8'0" / 2.13 M
BRIDGE CLEARANCE W/OPT. RADAR ARCH	8'9" / 2.67 M
DEADRISE	17°
APPROX. DRAFT - DRIVE DN.	39" / 99 CM
FUEL CAPACITY	85 GAL / 321 L
POTABLE WATER CAPACITY	21 GAL / 79 L
HOLDING TANK - WASTE	21 GAL / 79 L
APPROX. BOAT & ENGINE WEIGHT	6,700 LBS TO 6,920 LBS 3,040 KG TO 3,140 KG
TRAILER WEIGHT (OPT)	1,680 LBS / 762 KG



EXTRAS You Don't Pay Extra For.

HULL/DECK

- Gel coat, premium
- Rub rail, rigid white vinyl w/stainless steel insert
- Swim platform, aft, extended
 - Angled, deep-reach, concealed ladder
- Trim tabs

COCKPIT

- Aquaflex™ vinyl
- Carpet, 40 oz., lay-in
- Fiberglass liner, self-bailing
- Seating
 - Double-wide adjustable helm
 - Flip-up bolster
 - U-shape stern seating w/pleated backrest

HELM

- Compass
- Depth sounder w/shallow water alarm
- Hour meter
- Steering, tilt wheel w/woodgrain accents
- Stereo remote w/display

CANVAS

- Camper canvas

CABIN

- CO monitors
- Generous counter space w/flip-up extension
- SIRIUS Satellite stereo system w/1-year subscription†
- Throw pillows



Standards

HULL/DECK

- Anchor line locker, access w/lid
- Balsa-cored hull sides and deck
- Bow anchor roller
- Bow rails, welded one-piece, one-inch stainless steel
- Bow and stern eyes, stainless steel
- Cleats stainless steel (6)
- Deck hatch, translucent w/screen
- Designators, dome-style
- Drain plug, brass-threaded
- Engine compartment ventilators, color-coordinated

- Fill caps, stainless steel
 - Fuel
 - Water
- Gel band color choices: Navy, Red, Green, Dune or Black
- Horn, trumpet
- Navigation lighting
- Port lites, stainless steel (4)
 - Opening w/screens
- Skid-resistant swim platform, fore-deck, walk-thru and cockpit floor
- Stable-Vee® hull
- Stern assist rail, stainless steel
- Thru-hull fittings, stainless steel
- Transom door, walk-thru
- Transom storage locker
- Walk-thru windshield
- NMMA certification
- Meets applicable USCG regulations

COCKPIT

- Beverage holders
- Cabin door, acrylic w/screen
- Courtesy lighting
- Cooler, removable, 36-quart
- Engine compartment hatch
- Speakers, Clarion®
- Storage
 - Beneath helm seat
 - Side wall

HELM AREA

- Dash, includes space for GPS and VHF
- Instruments, Faria, fog-resistant w/gold bezels
 - Fuel gauge
 - Oil pressure
 - Speedometer
 - Tachometer w/hour meter
 - Temperature gauge
 - Trim gauge
 - Volt meter
- Instrument panel, burlwood
- Receptacle - 12 VDC @helm
- Single lever binnacle control w/tilt/trim switch

ENGINE COMPARTMENT

- Bilge blower
- Bilge pump, automatic
- Color-coded wiring w/chafe protection
- Insulated engine compartment
- Power trim and tilt
- Remote oil filter

CANVAS

- Stainless steel top hardware

CABIN

- Cabin entry, port
- Cabin runner, Sunbrella
- Carpet, lay-in
- Fiberglass floor
- Headliner, easy clean
- Interior décor choices
 - Pebble Beach Bronze
 - Tropical Sage
- Lighting
 - 12VAC overhead lighting
- Speakers, Clarion®
- Stereo, Clarion® AM/FM/CD player
- V-berth
 - Large U-shaped dining area
 - Under seat storage
- V-berth mirror

GALLEY AREA

- Cabinetry
 - Woodgrain
 - Positive latch system
 - Upper and lower, enclosed
- Countertop, polished, granite-look
 - Sink cover/cutting board
- Refrigerator, dual voltage 110 VAC/12 VDC (220 VAC Int'l)
- Stove, alcohol, 1-burner

HEAD & SHOWER AREA

- Fiberglass enclosed stand-up head
- Door, woodgrain, locking w/mirror
- Lighting, overhead
- Medicine storage area
- Port lite, opening, w/screen
- Porta-potti
- Sink and vanity
- Vanity mirror

MID CABIN

- Berth access, wide opening
- Lighting, directional, wall-mounted
- Privacy curtain
- Storage
 - Hanging locker
- Window, opening, w/screen

Options

- Cruise Package
 - Anchor w/rope and chain
 - Cockpit table w/mount
 - Dual batteries w/selector switch
 - Shower, aft
 - Stereo remote at helm
 - Stereo remote at transom
 - VHF radio
 - Windshield wiper, starboard
- Marina Package (incl. Cruise Package)
 - Dockside power w/battery charger
 - Hot water system

- Microwave oven
- Head, porcelain w/holding tank
- Remote spotlight
- Stove, single burner, electric
- Tank level indicators
- Air conditioning/heater, 5,000 BTU (requires dockside power)
- CCB Gel Band
- CD changer, 6-disc
- Deck sunpads
- Engine flush-out kit
- Fill-in cushion, aft
- Fire extinguishing system
- FirstMate™ Plus
- Flexi-Teek swim platform enhancement
- Gas vapor detector
- Grey water system w/holding tank
- Head, overboard discharge
- Head, porcelain w/fresh water system
- Head, pumpout
- Head, Vacu-Flush
- Navigation Package 1
 - Raymarine VHF-53
 - Raymarine 320-GPS
- Neutra-Salt engine flushing system§
- Oil drip pan
- TV/DVD player w/10" flat screen
- CE certification (European export)

CANVAS OPTION

- Cockpit cover

TRAILER OPTIONS

- Sure-Load™ custom-matched, tandem axle trailer w/single-axle disc brakes
- Brakes, tandem
- Galvanized trailer
- Spare tire and wheel
- Spare tire and wheel, aluminum or galvanized
- Wheel, aluminum

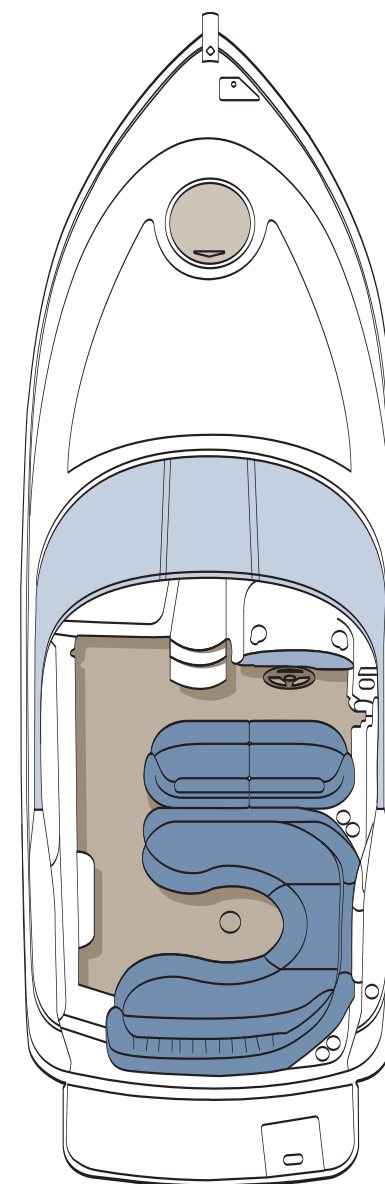
POWER OPTIONS*

Volvo Penta® Stern Drives

- 5.0 GXi/DuoProp 270 hp
- 5.0 OSi/XDP 270 hp
- 5.7 Gi/DuoProp 280 hp
- 5.7 OSi/XDP 280 hp
- 5.7 GXi/DuoProp 320 hp
- 5.7 OSXi/XDP 320 hp

MerCruiser® Stern Drives

- 5.0 MPI Bravo III 260 hp
 - 350 MPI Bravo III 300 hp
 - MX 6.2 Bravo III 320 hp
- DuoProp, Bravo I and Bravo III include stainless steel propellers



LOA W/SWIM PLATFORM	26'2" / 7.98 M
BEAM	8'6" / 2.59 M
BRIDGE CLEARANCE	6'9" / 2.06 M
DEADRISE	17"
APPROX. DRAFT – DRIVE DN.	36" / 91 CM
FUEL CAPACITY	70 GAL / 265 L
POTABLE WATER CAPACITY	16 GAL / 60 L
HOLDING TANK – WASTE	16 GAL / 60 L
APPROX. BOAT & ENGINE WEIGHT	6,090 LBS TO 6,110 LBS 2,760 KG TO 2,770 KG
TRAILER WEIGHT (OPT)	1,690 LBS / 762 KG

FABRIC SELECTIONS > SUPERIOR INTERIORS



No need to hire a decorator to make your Vista look great; Four Winns already has! With several fabric

packages available on each model, there's an interior décor style that matches yours. Each interior selection includes a variety of complementary textures and patterns in pillow shams, window treatments and more. Package content varies by model; consult your Four Winns Dealer for details.



BAY BREEZE BY RALPH LAUREN (opt:288-378)



LAGUNA BEACH (288-378)

PEBBLE BEACH BRONZE (248-268)



TROPICAL SAGE (248-378)





SOUTH PACIFIC BLUE (288-378)





FOUR WINNS® VISTA® OPTIONS ADDING TO YOUR FUN.

1 CLASSIC COLOR BAND > Make a bold statement with the Classic Color Band option. **2 NAVIGATION PACKAGES** > A Raymarine VHF radio and GPS system keep you in touch and on course. **3 FLAT-SCREEN TV/DVD** > Add to your entertainment options with a flat screen TV/DVD combination. **4 FLEXI-TEEK SWIM PLATFORM ENHANCEMENT** > Looks like teak, but without the maintenance, this option protects your swim platform, too. **5 SUN PAD** > You're guaranteed your place in the sun, with the foredeck sun pad system. **6 NEUTRA-SALT SYSTEM** > Helps remove corrosive elements without freshwater hookup (Volvo propulsion only). **7 HARD TOP** > The new hard top option offers classic good looks, and practicality, too. **8 6-DISC CD CHANGER** > Load the stereo with a whole day's worth of your favorite music with the 6-disc CD changer. **9 STEREO REMOTE** > Stay in tune with the stereo remote at the swim platform.





CANVAS SYSTEMS > GEL COLOR OPTIONS > TRAILERS

MAKE IT YOURS, TRULY.

A Four Winns custom-fit, color-coordinated camper canvas system comes standard with your Vista cruiser. It includes a sun-shading Bimini top. An optional, snug-fitting cockpit cover is available as well. All feature Four Winns' ingenious new snap-out canvas hardware. Radar arch-equipped models have a clever zip-to-arch system. You can express your unique cruising style by choosing from five premium gel coat colors as well.




ZIP-TO-ARCH CANVAS

Finally, an easy on the fingers and easy on the eye, zip-to-arch camper canvas is standard on arch-equipped Vista models. Makes canvas assembly easy; keeps the canvas taut.

MAKES PUTTING UP CANVAS A SNAP!

Good news for anyone who has ever wrestled with the canvas cotter pin system: our new ingenious design lets you literally snap the canvas hardware in or out in seconds. Available on most models. Our new anti-sway brackets help keep your canvas steady.



GEL COLOR OPTIONS

Choose from five available colors, all in beautiful, long-lasting premium gel coat — the finish we insist on for your boat.



TRAILERS

The Four Winns 248 and 268 Vista are trailerable without special permits. For these models, Four Winns offers its reliable Sure-Load™ trailer. It's loaded with standard features too numerous to list; for details, visit our web site, www.fourwinns.com.

THE REST OF THE FOUR WINNS FAMILY

FREEDOM SPORT BOATS

HORIZON™ SPORT BOATS



SUNDOWNER™ CUDDY CABINS

FUNSHIP™ DECK BOATS

YOUR LOCAL FOUR WINNS DEALER:

Also available from your Four Winns dealer are the 2004 Deckboat Catalog, 2004 Sport Boat Catalog and 2004 Interactive Catalog DVD.



FOUR WINNS®

www.fourwinns.com

FOUR WINNS BOATS > 925 FRISBIE STREET > CADILLAC, MI > 49601 > 231 775-1351

An important note about the information in this booklet: Every effort has been made to ensure that this catalog includes complete and accurate information. However, since the time of printing, some information may have been revised. Also some equipment shown within this brochure is available at extra cost. Since we do reserve the right to make changes at any time, without notice, in prices, colors, equipment, specifications, and models, we suggest that you check with your Four Winns Professional Marine Dealer for complete and up-to-date information. Please respect the marine environment, be courteous to others on the water and follow the rules of safe boating. Four Winns, Vista, Stable Vee, Horizon, Sundowner and Funship are trademarks of Four Winns Boats, L.L.C. or its affiliates. Genmar, Genmar FirstMate and Genmar FirstMate Plus are trademarks of Genmar Holdings, Inc. or its affiliates. Copyright 2003 Four Winns Boats, L.L.C.

Genmar®