

1998
FOUR WINS





It happens every time you go out.
It's the sound of water lapping against
a hull, or the rush of a warm breeze as you
come up on plane. It's the thrill of a hard turn to
port on the last ski run of the day. It's the dance of
water sparkles as the sun slides under the
blanket of evening.

It's the magic known as boating.

Being on the water is an experience unlike any
other in life. It's about fun and relaxation... about
renewing the spirit and becoming in touch again...
with nature... with your family... with yourself.

We love boating. And we want you to love it,
too. That's why we build Four Winns boats the
way we do... as if we're going to use each boat
ourselves, with our families and our friends.

Join us for that magic time on the water... that
magic time in life. Brought to you by Four Winns.

After All...It's About You.



<http://www.fourwinns.com>

All Four Winns boats and certified components meet or exceed standards set by the U.S. Coast Guard, the National Marine Manufacturers Association, the American Boat and Yacht Council, and the Canadian Construction Standards for Small Vessels. In addition, Four Winns boats are certified for Europe by the International Marine Certification Institute and carry the CE mark of conformity.




- 4-16 Horizon™ Series
- 18 Candia™ Fun Ship
- 20-26 Sundowner™ Series
- 28-34 Vista™ Series
- 36-41 Four Winns Features and Options
- 42-44 Power and Features/Options Charts

QV

The kids jumped out of bed
"Mom!", they yelled, "Dad's got the boat out!"





Left: Exclusive wide beam design provides exceptional room for the whole family. The helm station features accurate VDO™ gauges for reliability.

Below: An integrated fiberglass liner means easy clean-up. Roll up the optional color-coordinated carpet, turn on a garden hose and you're finished in minutes.



SPECIFICATIONS

| | |
|---------------------------|---|
| LOA (ft/m) | 16'6"/5.03 m |
| Beam (ft/m) | 7'6"/2.29 m |
| Fuel Capacity (gal/l) | 24 gal/91 l |
| Passengers | 7 |
| Maximum Capacity | (IO) 1150 (OB) 1850 lbs (IO) 522 (OB) 839 kg |
| Draft, Drive Down (in/cm) | (IO) 26"/66 cm (OB) 24"/61 cm |
| Boat/Engine Weights | 1760 lbs to 2300 lbs 798 kg to 1040 kg |

Left: With an extra wide ski locker and large, integrated cooler, the QX sets a higher standard for roomy boating convenience in a compact hull design.




RX




*Another hard cut to the right... now I've found the edge.
I wish this run could last the whole summer.*

FOUR WINNS

HORIZON RX





Left: The RX is a fresh statement of what an 18-foot craft should be. Full-fiberglass cockpit is easy to take care of. Optional color-coordinated snap-in carpeting provides a touch of color and style.

Below: Wide beam design of the RX means more room, and more comfort for your passengers.



SPECIFICATIONS

| | |
|---------------------------|---|
| LOA (ft/m) | 18'0"/5.49 m |
| Beam (ft/m) | 8'0"/2.44 m |
| Fuel Capacity (gal/l) | 32 gal/121 l |
| Passengers | 8 |
| Maximum Capacity | (IO) 1300 (OB) 2000 lbs (IO) 590 (OB) 907 kg |
| Draft, Drive Down (in/cm) | (IO) 28"/71 cm (IOB) 26"/66 cm |
| Boat/Engine Weights | 2100 lbs to 2480 lbs 952 kg to 1120 kg |

Left: Wide-bow area, generous cockpit and a full-width swim platform creates more usable space than most 20-footers. Optional SunSport seating is shown.



FISH & SKI

*No sooner did the spoon hit the water,
than that old reel started to sing.*





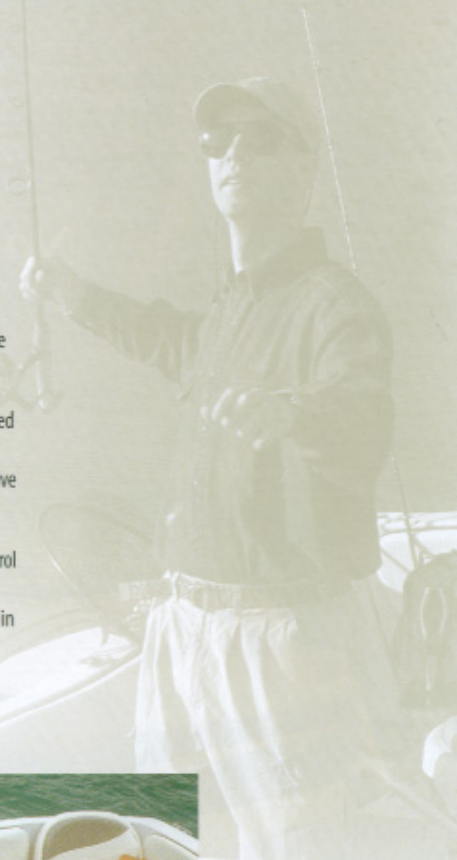
Top Left: Recharge trolling motor batteries on-board. It's as easy as plugging in an extension cord.

Top Right: The Hummingbird™ fish finder swivels from helm seat to forward fishing chair, letting you see your next catch in either position.

Bottom Left: Twin live wells are nestled beneath the removable stern seats. Full circulation keeps your catch, or live bait, alive and healthy.

Bottom Right: From the forward control center you can operate the electric trolling motor and tilt the outboard in and out of the water.

Below: Twin stern seats convert in seconds to pedestal fishing chairs.



SPECIFICATIONS

| | HORIZON QX | HORIZON RX |
|---------------------------|-----------------------------------|--------------------|
| LOA (ft/m) | 16'6"/5.03 m | 18'5.49 m |
| Beam (ft/m) | 7'6"/2.29 m | 8'0"/2.44 m |
| Fuel Capacity (gal/l) | 24 gal/91 l | 32 gal/121 l |
| Passengers | 7 | 8 |
| Maximum Capacity | 1850 lbs/839 kg | 2000 lbs/907 kg |
| Draft, Drive Down (in/cm) | 24"/61 cm | 26"/66 cm |
| Boat/Engine Weights | 1760 to 1810 lbs 798 to 821 kg | 2100 lbs 952 kg |

Left: Fish & Ski... a complete water-sport fun machine; removable side wings, twin fishing chairs, removable trolling motor, a ski pylon and oversized ski locker for skiing, wakeboarding or tubing.




HORIZON SERIES

RS

*No phones. No TV. Just the sound of a loon
a mile down the lake. This is my time.*





Left: Elegance defines the Horizon™ RS. Snap-in Berber carpeting, comfortable wrap-around bow back rests, and stylish multi-level sidewall storage are standards.

Below: Horizon RS features big boat amenities like a built-in anchor locker beneath the bow seat.



SPECIFICATIONS

| | |
|---------------------------|--|
| LOA (ft/m) | 18'0"/5.49 m |
| Beam (ft/m) | 8'0"/2.44 m |
| Fuel Capacity (gal/l) | 32 gal/121 l |
| Passengers | 8 |
| Maximum Capacity | 1300 lbs/590 kg |
| Draft, Drive Down (in/cm) | 28"/71 cm |
| Boat/Engine Weights | 2520 lbs to 2670 lbs 1140 kg to 1210 kg |

Left: Standard seating includes stern seats that can be raised to create a full-width sunpad aft. Back-to-back seats extend to form twin sun lounges.




H O R I Z O N S E R I E S

200

A few moments in life last forever.





Left: Design you'll use, it's the Four Winns difference. The 200 Horizon offers ample, multi-level sidewall storage and an uncommonly wide walk-through leading to roomy bow seating.

Below: All Horizon models RS and above feature an exciting, new high quality VDO integrated instrument panel. It's as easy to read as the one in your car... because it's designed to be.



SPECIFICATIONS

| | |
|---------------------------|--|
| LOA (ft/m) | 20'2"/6.12 m |
| Beam (ft/m) | 8'1"/2.44 m |
| Fuel Capacity (gal/l) | 35 gal/133 l |
| Passengers | 10 |
| Maximum Capacity | 1600 lbs/730 kg |
| Draft, Drive Down (in/cm) | 30"/76 cm |
| Boat/Engine Weights | 2810 lbs to 2990 lbs 1270 kg to 1360 kg |

Left: Rear-hinged bow seats make storage access easy to use. Large, overboard draining cooler holds a full day's supply of beverages.

Right: The more you look, the more you'll like. Shown is the Limited Edition option in black color accents and gold detailing.




HORIZON SERIES

220

Four Winns style. Sleek. Confident. Refined.

It'll look good on you.





Left: Available walk-through doors can be added to any Horizon, 20-feet and up. The standard seating package is shown.

Below: Horizon ski lockers accommodate even the widest kneeboard. Removable carpet, an elevated floor and an integrated drain keep your equipment clean and dry.



SPECIFICATIONS

| | |
|---------------------------|--|
| LOA (ft/m) | 21'9"/6.63 m |
| Beam (ft/m) | 8'4"/2.54 m |
| Fuel Capacity (gal/l) | 50 gal/189 l |
| Passengers | 12 |
| Maximum Capacity | 1950 lbs/884 kg |
| Draft, Drive Down (in/cm) | 35"/86 cm |
| Boat/Engine Weights | 3270 lbs to 3490 lbs 1480 kg to 1580 kg |


Left: SunSport seating option features a new full-width rear bench that simply pulls out to create a second sun lounge. Bucket seats rotate and adjust fore and aft for optimum versatility.



240

*Never do the kids ask if we're there yet.
Every moment holds a fascination of its own.*





Left: An immense starboard storage locker compliments the fully enclosed head to port. The 240 Horizon is open boating in grand style.

Below: An entertainment center featuring an immense 75 quart cooler and available sink with fresh water tap enhance the 240 Horizon's social graces.



SPECIFICATIONS

| | |
|---------------------------|--|
| LOA (ft/m) | 24'2"/7.21 m |
| Beam (ft/m) | 8'6"/2.59 m |
| Fuel Capacity (gal/l) | 65 gal/246 l |
| Passengers | 13 |
| Maximum Capacity | 2500 lbs/1134 kg |
| Draft, Drive Down (in/cm) | 35"/88 cm |
| Boat/Engine Weights | 3930 lbs to 4150 lbs 1780 kg to 1880 kg |

Left: The 240 Horizon offers outstanding cockpit space and luxury detailing such as canted bow lounges and integrated fender storage. Available seating includes Standard, U-wrap or SunSport.



FOUR WINNS

Candia

F U N S H I P

*A most elegant way to
entertain... for two or 12.*






Top Left: A roomy head offers shelf storage, lighting, opening port light, removable carpet, and vanity mirror.

Top Right: Available cockpit tables, fore and aft, make Candia FS a gracious socializing platform.

Bottom Left: An available helm buddy seat adjusts fore and aft and swivels for entertaining.

Bottom Right: Mahogany helm with complete VDO instrumentation, including depth sounder/clock.

Below: Extra large swim platform forward is equipped with a deep-reach swim ladder and anchor storage in an enclosed locker... a second enclosed ladder is located astern.



SPECIFICATIONS

| | |
|-----------------------------|---|
| LOA (ft/m) | 20'11"/6.25 m |
| Beam (ft/m) | 8'6"/2.59 m |
| Fuel Capacity (gal/l) | 50 gal/189 l |
| Passengers | 13 |
| Maximum Capacity | (IO)2000 lbs (OB)2950 lbs (IO)900 kg (OB)1338 kg |
| Draft, Drive Down (in/cm) | 28"/71 cm |
| Boat/Engine/Trailer Weights | 2900 lbs to 3530 lbs 1320 kg to 1600 kg |

Left: Candia FS provides a versatile entertainment center featuring a sink with running water, high capacity 40 quart cooler and concealed beverage storage rack.

Right: With a self-draining full-fiberglass cockpit liner and available outboard power, Candia FS is equally at home in fresh water or salt.



195

*Friday. 5:30 p.m. From the water,
Monday seems like a lifetime away*





Left: The 195 Sundowner offers the versatility to boat all day and stay overnight with accommodations for two in the cuddy. Opening port lights are standard.

Below: Standard seating features adjustable jump seats that can be removed to open floor space or raised to create a sun pad.



SPECIFICATIONS

| | |
|---------------------------|--|
| LOA (ft/m) | 19'0"/5.79 m |
| Beam (ft/m) | 7'3"/2.21 m |
| Fuel Capacity (gal/l) | 28 gal/100 l |
| Passengers | 8 |
| Maximum Capacity | (IO)1300 lbs (OB)2100 lbs (IO)590 kg (OB)952 kg |
| Draft, Drive Down (in/cm) | 30"/76 cm |
| Boat/Engine Weights | 2220 lbs to 2660 lbs 1010 kg to 1210 kg |

Left: The 195 Sundowner shows its Four Winns pedigree with extras like an integrated dash with full instrumentation, and AM/FM cassette standard. Available SunSport seating is shown.



SUNDOWNER SERIES

205

The best of both worlds. The look is hot.

The feeling... definitely cool.

FOUR WINNS

205 SUNDOWNER





Left: Backrest cushions convert the cabin into a large, comfortable sleeping area. Color coordinated optional pillows are shown.

Below: A slide-away porta-potti is available on 205 and 225 Sundowners, for convenience without intruding on cabin space.



SPECIFICATIONS

| | |
|---------------------------|--|
| LOA (ft/m) | 20'6"/6.25 m |
| Beam (ft/m) | 8'1"/2.46 m |
| Fuel Capacity (gal/l) | 35 gal/135 l |
| Passengers | 9 |
| Maximum Capacity | 1500lbs/680kg |
| Draft, Drive Down (in/cm) | 30"/76 cm |
| Boat/Engine Weights | 3100 lbs to 3220 lbs 1410 kg to 1460 kg |

Left: You'll appreciate the wide cabin access allowing your guests to join the socializing whether in the cabin or cockpit.



225

There's nothing so satisfying as a night on the water.





SPECIFICATIONS

| | |
|-----------------------------|--|
| LOA (ft/m) | 21'9"/6.63 m |
| Beam (ft/m) | 8'4"/2.36 m |
| Fuel Capacity (gal/l) | 50 gal/190 l |
| Passengers | 11 |
| Maximum Capacity | 1900 lbs/862 kg |
| Draft, Drive Down (in/cm) | 35"/89 cm |
| Boat/Engine/Trailer Weights | 3500 lbs to 3520 lbs 1590 kg to 1600 kg |

Left: Newly styled white deck hatches on all Sundowners provide privacy while flooding the cabin with sunlight. Optional SunSport interior shown.

Above Left: Seat bolsters ingeniously convert to fill-ins to create a roomy Vee-berth while saving space.

Above: Oversized coolers hold even 2-liter containers and drain overboard.



245

When day is done, we dream of a glorious tomorrow.





Left: Standard cabin details include opening port lights, cabin backrests/fill-ins and easy-access soft head. Stove, dining table and sink are available options.



Above: A rare cuddy feature...a large in-floor locker accessed by a wide-opening, hinged lid is standard on the 245 Sundowner.

Above right: An available hard-sided head is an unexpected accommodation in this size boat.



SPECIFICATIONS

| | |
|-----------------------------|--|
| LOA (ft/m) | 24'2"/7.21 m |
| Beam (ft/m) | 8'6"/2.59 m |
| Fuel Capacity (gal/l) | 65 gal/246 l |
| Passengers | 12 |
| Maximum Capacity | 2500 lbs/1134 kg |
| Draft, Drive Down (in/cm) | 37"/94 cm |
| Boat/Engine/Trailer Weights | 4170 lbs to 4400 lbs 1890 kg to 2000 kg |

Left: A balance of spacious cockpit and comfortable cabin are the hallmark of the 245 design.





Right: A full galley, convertible forward area that changes from dining to vee-berth, full head and aft-cabin mean complete cruising accommodations. Optional microwave and stove shown.



Above: Four Winns exclusive integrated instrument panel with VDO instruments including depth gauge are standard on the 238 and 258 Vista.

| SPECIFICATIONS | |
|-----------------------------|--|
| LOA (ft/m) | 23'4"/7.11 m |
| Beam (ft/m) | 8'0"/2.44 m |
| Fuel Capacity (gal/l) | 50 gal/190 l |
| Passengers | 10 |
| Maximum Capacity | 2250 lbs/1020 kg |
| Draft, Drive Down (in/cm) | 36"/91 cm |
| Boat/Engine/Trailer Weights | 4380 lbs to 4400 lbs 1990 kg to 2040 kg |



Right: Optional stern seats and backrests on the 238 and 258 can be stored or removed completely for additional cockpit space.



Weekends such as these bring families together.

238





Right: We employed an interior designer to create Vista cabin environments that use fine fabrics and choice appointments. The result is both inviting and efficient.



Above: Cockpit seating features exciting new sew patterns for 1998. An available fill-in creates a spacious sun pad.

Right: Unique, flip helm seat adds versatility whether cruising or entertaining. It's standard on the 238 and 258 Vista.

SPECIFICATIONS


| | |
|-----------------------------|--|
| LOA (ft/m) | 25'4"/7.72 m |
| Beam (ft/m) | 8'6"/2.59 m |
| Fuel Capacity (gal/l) | 75 gal/284 l |
| Passengers | 10 |
| Maximum Capacity | 2460 lbs/1120 kg |
| Draft, Drive Down (in/cm) | 39"/99 cm |
| Boat/Engine/Trailer Weights | 5040 lbs to 5270 lbs 2290 kg to 2390 kg |



*From the helm of my Vista,
every destination is a vacation spot.*

258





Right: The main cabin is elegant, and spacious. Rich colors and materials accent a versatile design with room for the whole family. Sleep six on board in complete comfort.



Above: The helm of the 278 Vista belies its heritage of open water cruising. Ample space is provided for custom electronics. A radar arch is a popular and attractive option.

Right: The double-wide adjustable helm seat features a retractable aft-facing lounge for entertaining in the cockpit.

| SPECIFICATIONS | |
|-----------------------------|--|
| LOA (ft/m) | 27'2"/8.28 m |
| Beam (ft/m) | 9'4"/2.84 m |
| Fuel Capacity (gal/l) | 110 gal/417 l |
| Passengers | 10 |
| Draft, Drive Down (in/cm) | 39"/99 cm |
| Boat/Engine/Trailer Weights | 6650 lbs to 7680 lbs 3020 kg to 3480 kg |



*278 Vista. It's high seas adventure
with all the comforts of home.*

278



The Vista series is one of the most complete cruiser choices on the market.

Stern fill-ins Optional fill-ins create an immense sunpad. Easy to install and to store, fill-ins make your Vista an inviting sunning area.

Camper canvas All Vistas include a full color-coordinated set of camper canvas standard, expanding your camping and overnight accommodations.



Aft cabin entry The open design of the aft cabin makes it an extension of the main cabin. Entries are wide, not cramped or narrow. Use as an additional sitting area or private sleeping quarters.

Adjustable Helm Seat Enhanced with storage compartments beneath the seat as well as covered sidewall lockers (shown below). Features that make Vista user-friendly.





Interior with fill-ins on the 238 Vista and 258 Vista. Simply use the dining table top and cabin back-rest cushions to create a large Vee-berth. The system provides efficiency while optimizing storage.

Galley Vista galleys can be complete food preparation centers with refrigerators, sinks, microwaves and stoves. Galley appliances and options vary from model to model.



Deck sunpads A welcome option is the twin fore deck sunpads. These attractive cushions securely snap into place.



Anchor locker/spotlight All Vista models feature an integrated anchor locker with line access and anchor keeper. Add an optional spotlight for additional convenience.

All-fiberglass head Adds to your live-aboard accommodations. Attractive and easy to keep that way, the one-piece unit offers complete personal grooming convenience.

In an era when all boats seem to offer comparable claims, few manufacturers stand out in design and construction innovation...details that make your selection a wise one years from now.

Four Winns has long been held as one of the most desirable boats in the industry. And for good reason. We build a boat like no other.

Modular instrument panels New for 1998, is the exciting Four Winns integrated instrument panel by world-renown VDO. A complete compliment of read-outs in a single module, it requires only one connection. Four Winns pioneered integrated helm modules to improve reliability and simplify use.

Stable Vee® Four Winns rocked the boating world in 1993 with its innovative Stable-Vee® hull. More precisely, it made boating a lot more stable. Stable-Vee reduced side wobble and roll, at rest or at speed, while noticeably reducing lateral slide in turns. After five years, others have tried to copy it but without success. It is the most sophisticated hull design in boating. It's patented design is so sophisticated that it makes boating easier and safer.

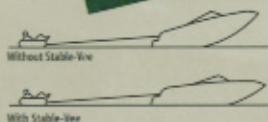
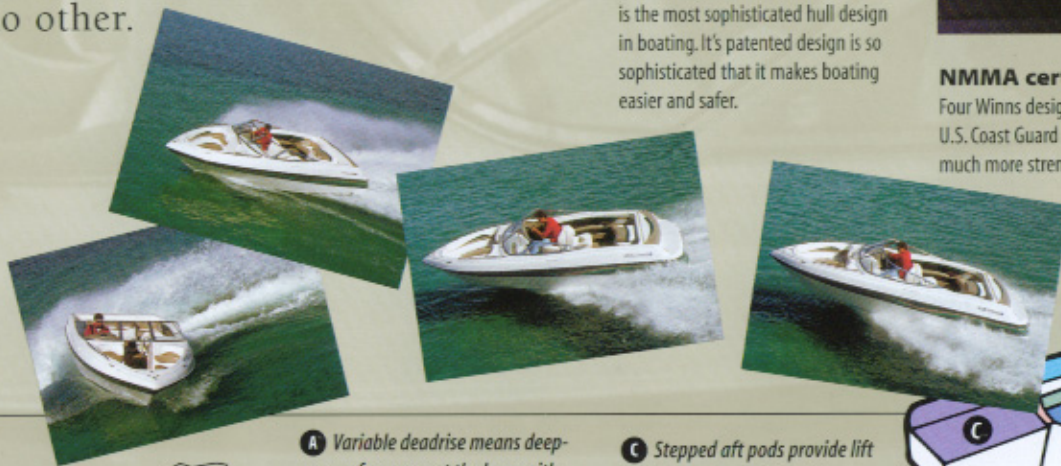


NMMA certified design Four Winns designs not only meet U.S. Coast Guard regulations but the much more strenuous National

Marine Manufacturers Association standards. Many boats don't.

Notice Four Winns designs provide greater occupancy than comparably sized boats. Check the capacity plates.

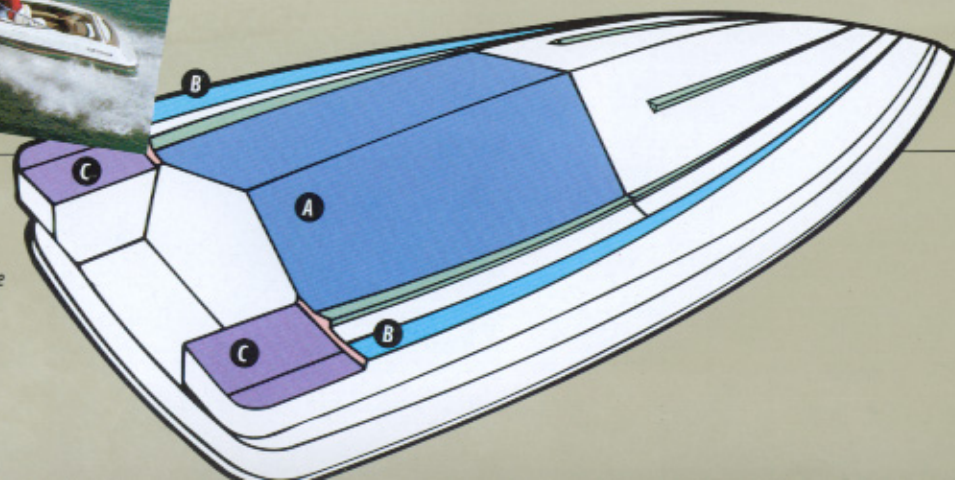
That's due to our advanced design and superior floatation, a safety margin you can depend on.




A Variable deadrise means deep-vee performance at the bow, with wide-hull lateral stability at the stern. Reduced roll in chop and rollers.

B Reverse chines keep the ride dry, turns crisp and reduces roll. Provides better planeability at slower speeds.

C Stepped aft pods provide lift for better planeability at slower speeds while reducing drag at planing speeds. Better performance at all speeds.





Deep-reach angled swim ladder from Four Winns is legendary. Its deep reach means it's easy to board and its angled mount means it's easy to climb. Its starboard location means you're not approaching a down skier on your "blind side"... they are always in view.

Stainless steel hardware Beneath the beautiful gel work, we use wood backing plates at all hardware mounting points and at the hull-to-deck gunwale line. At high stress points such as cleats, ski eyes and tow

eyes, we through-bolt and back the mounts with aluminum plates for long-term security.

Side Wall Storage Abundant storage is synonymous with the Four Winns name. Look at our side wall storage. You'll find multi-level compartments smartly sculpted of composite materials, sized and shaped to fit your personal possessions and keep the cockpit uncluttered.



On-board coolers Four Winns coolers establish the benchmark in functionality; they are self-draining and roomy enough to hold up to 48 12oz. cans and the openings are designed to accommodate 2-litre bottles. Standard on Horizon and Sundowners.

Wiring Conduit In all craft, we route harnesses through in-floor conduit rather than merely laying them in the sidewalls. They are protected and out of your way. We pay extra attention to little things, so you don't need to.

Seat Construction that takes a back seat to no one... Four Winns seats and loungers are made from dense injection-molded foam and durable composite frames for optimal comfort and long life.



Wide beam design means more usable room in a Four Winns



The low silhouette helps minimize wind resistance and maximize fuel economy

The magic of Four Winns boating is created by the hundreds of distinctive details that make a Four Winns a step above the typical boat. Here is a sampling of the many standard features and available options you can enjoy on your Four Winns. Look closely. What you're seeing is the Four Winns difference.



Optional bow fill-ins



Integrated anchor storage



Walk-through door option



Over-sized ski locker



Captain's fanny pack (most models)



Back to back seats convert to lounge w/headrest



Optional color-matched camper canvas



Optional cabin sink



Opening port lights



Wide beam design means more room (even for five!)



Optional cockpit table




Removable cabin doors



Available custom embroidery on SunSport makes your Four Winns uniquely yours



Built-in depth sounder and clock



Integrated ski storage on Sundowner SunSport



FEATURES AND OPTIONS



Under seat storage



Optional U-wrap seating with fill-in



Optional fresh water wash down



Rear hinged bow storage



SunSport in lounge position



SunSport in seating position




Interstate battery



Integrated fender storage

The most obvious sign of quality is the appearance and integrity of your boat years from now. Inspect any 3-year-old Four Winns, and you'll understand the Four Winns difference. 100% Armorcote® gel protection is the first layer of defense against chalking, crazing and yellowing. Four Winns boats are simply built to stay newer, longer.



Color-matched Canvas Options

All factory-installed color-matched canvas configurations are custom sewn and hand fitted on every individual boat to provide a tailored look. Available configurations vary from model to model. Talk to your Four Winns Professional Retailer for details.

Listed as shown from top to bottom:

1. Bimini top on Candia FS
2. Bimini top w/camper canvas and forward cover
3. Convertible top w/side and aft curtains and forward cover
4. Bimini top
5. Cockpit cover and forward cover
6. Mooring cover



Color options

Color choices include: White with Ruby, White with Navy, White with Teal, White with Green, White with Yellow, White with Purple, White with Moonrock. In addition, all-white configurations are available with color coordinating accents on some models.

Limited Edition models feature Black gel and fabric accents with gold detailing and distinctive Limited Edition identifiers.

(H=Horizon, C=Candia, S=Sundowner, X=XSeries)



White with Ruby (H,C,S,X)



White with Moonrock (H, C, S)



White with Green (H, C, S, X)



White with Yellow (H,S,X)



White with Navy (H,C,S,X)



White with Teal (H,C,S,X)



White with Purple (H)



White with Black (Limited edition only)

Four Winns is part of OMC®, one of the world's largest marine manufacturers. With every Four Winns, you receive world-class OMC propulsion technology.

Volvo-Penta™ stern drives feature engineering



advances like cone clutch design, which provides smooth, positive shifting and unmatched durability. You'll notice the difference every time you touch the shifter.

No clank or bang associated with more primitive drives.

You can select from a number of engine choices, many with electronic fuel injection. OMC was the initiator of wide integration in electronic fuel injection in marine engines.

They are far easier to start, smoother running and more responsive.

Outboard selections include legendary Johnson® and Evinrude® systems in a wide range of horsepower. Now you can choose either brand with advanced OMC FICHT™ technology. FICHT brings improved performance to outboard systems while providing quiet, clean efficient operation. It's yet another marine breakthrough from OMC.



Stern Drive Specifications

| | Horizon QX | Horizon RX | Horizon RS | 200 Horizon | 220 Horizon | 240 Horizon | Candia FS | 195 Sundowner | 205 Sundowner | 225 Sundowner | 245 Sundowner | 238 Vista | 258 Vista | 278 Vista | Propshaft Power, hp (kw) | Disp., L (cu in.) | Bore, Stroke, in. (mm) | Comp. Ratio | Fuel System | Operation Range (rpm) | Total Weight, lbs. (kg) | Gear Ratio |
|--|------------|------------|------------|-------------|-------------|-------------|-----------|---------------|---------------|---------------|---------------|-----------|-----------|-----------|--------------------------|-------------------|------------------------|-------------|-------------|-----------------------|-------------------------|------------|
| VOLVO PENTA SX COBRA™ AND DUO-PROP™ | | | | | | | | | | | | | | | | | | | | | | |
| 3.0GS/SX | A | | | | | | | | | | | | | | 135 (101) | 3.0 (181) | 4.00x3.60 (102x91) | 9.3:1 | 2BBL | 4200-4600 | 700 (315) | 2.18:1 |
| 4.3GL/SX | A | A | A | A | | | | A | A | | | | | T | 190 (142) | 4.3 (262) | 4.00x3.48 (102x88) | 9.4:1 | 2BBL | 4200-4600 | 880 (399) | 1.79:1 |
| 4.3Gi/SX | | | A | A | | | | A | A | | | | | T | 205 (153) | 4.3 (262) | 4.00x3.48 (102x88) | 9.4:1 | EFI | 4400-4800 | 880 (399) | 1.79:1 |
| 4.3Gi/DP | | | A | | | | | A | A | | | A | | T | 205 (153) | 4.3 (262) | 4.00x3.48 (102x88) | 9.4:1 | EFI | 4400-4800 | 891 (404) | 2.32:1 |
| 5.0GL/SX | | | A | A | A | | A | A | A | | | A | | T | 220 (164) | 5.0 (305) | 3.74x3.48 (95x88) | 9.4:1 | 2BBL | 4400-4800 | 979 (444) | 1.60:1 |
| 5.0GL/DP | | | A | A | | | A | A | A | | | A | | T | 220 (164) | 5.0 (305) | 3.74x3.48 (95x88) | 9.4:1 | 2BBL | 4400-4800 | 991 (449) | 1.95:1 |
| 5.0Gi/SX | | | A | A | A | | A | A | | | | A | | T | 250 (187) | 5.0 (305) | 3.74x3.48 (95x88) | 9.4:1 | EFI | 4600-5000 | 991 (449) | 1.60:1 |
| 5.0Gi/DP | | | A | A | | | A | A | | | | A | | T | 250 (187) | 5.0 (305) | 3.74x3.48 (95x88) | 9.4:1 | EFI | 4600-5000 | 1002 (454) | 1.95:1 |
| 5.7GS/SX | | | A | A | A | A | | A | A | A | | A | | | 250 (187) | 5.7 (350) | 4.00x3.48 (102x88) | 9.4:1 | 2BBL | 4400-4800 | 979 (444) | 1.51:1 |
| 5.7GS/DP | | | A | A | A | A | | A | A | A | | A | | | 250 (187) | 5.7 (350) | 4.00x3.48 (102x88) | 9.4:1 | 2BBL | 4400-4800 | 991 (449) | 1.95:1 |
| 5.7Gi/SX | | | A | A | A | A | | A | A | A | | A | | | 280 (209) | 5.7 (350) | 4.00x3.48 (102x88) | 9.4:1 | EFI | 4600-5000 | 991 (449) | 1.51:1 |
| 5.7Gi/DP | | | A | A | A | A | | A | A | A | | A | | | 280 (209) | 5.7 (350) | 4.00x3.48 (102x88) | 9.4:1 | EFI | 4600-5000 | 1002 (454) | 1.95:1 |
| 7.4Gi/SX | | | | | A* | A | | | | | A | | A | | 310 (231) | 7.4 (454) | 4.25x4.00 (108x102) | 8.0:1 | EFI | 4200-4600 | 1193 (541) | 1.43:1 |
| 7.4Gi/DP | | | | | A* | A | | | | | A | | A | | 310 (231) | 7.4 (454) | 4.25x4.00 (108x102) | 8.0:1 | EFI | 4200-4600 | 1205 (546) | 1.78:1 |

A = Available * = Sun Sport only T = Twin available

Outboard Specifications

| | Horizon QX | Horizon RX | 195 Sundowner | Candia FS | Engine Type | Bore, Stroke, in. (mm) | Displacement, cu.in. (cc) | Fuel System | Operation Range (rpm) | Total Weight, lbs. (kg) | Gear Ratio | Alternator | Power Trim & Tilt | S.L.O.W. | System Check | Oil Injection | Ocean Pro/Runner | |
|----------------------------|------------|------------|---------------|-----------|-------------|------------------------|---------------------------|------------------|-----------------------|-------------------------|------------|------------|-------------------|----------|--------------|---------------|------------------|--|
| EVINRUDE OR JOHNSON | | | | | | | | | | | | | | | | | | |
| 90 HP EL/V4 | A | | | | 60° V4 | 3.60x2.59 (91x66) | 105 (1717) | -2 dual throat | 4500-5500 | 319 (145) | 50:1 | 5/20 AMP | STD | STD | STD | STD | NA | |
| 115 HP EL/V4 | A | | | | 60° V4 | 3.60x2.59 (91x66) | 105 (1717) | -2 dual throat | 4500-5500 | 319 (145) | 50:1 | 5/20 AMP | STD | STD | STD | STD | NA | |
| 130 HP TL/V4 | A | | | | 90° V4 | 3.69x2.86 (93x72) | 122 (2000) | -2 dual throat | 5000-6000 | 365 (164) | 44:1 | 3/9 AMP | STD | STD | STD | STD | N/A | |
| 130 HP SPTX/V4 | | A | A | A | 90° V4 | 3.69x2.86 (93x72) | 122 (2000) | -2 dual throat | 5000-6000 | 378 (170) | 44:1 | 3/9 AMP | STD | STD | STD | STD | N/A | |
| 150 HP EX/V6 | | A | A | A | 60° V6 | 3.60x2.59 (91x66) | 158 (2589) | -2 triple throat | 4500-5500 | 375 (169) | 54:1 | 35 AMP | STD | STD | STD | STD | STD | |
| 150 HP FSX/V6 | | A | A | A | 60° V6 | 3.60x2.59 (91x72) | 158 (2589) | FFI | 4500-5500 | 410 (186) | 54:1 | 60 AMP | STD | STD | STD | STD | STD | |
| 175 HP EX/V6 | | A | | A | 60° V6 | 3.60x2.59 (91x66) | 158 (2589) | -2 triple throat | 4500-5500 | 375 (169) | 54:1 | 35 AMP | STD | STD | STD | STD | STD | |
| 175 HP FSX/V6 | | A | | A | 60° V6 | 3.60x2.59 (91x66) | 158 (2589) | FFI | 4500-5500 | 410 (186) | 54:1 | 60 AMP | STD | STD | STD | STD | STD | |

A = Available S.L.O.W. = Speed Limiting Overheat Warning System System Check = Audio-visual engine monitoring system

FFI = FICHT Fuel Injection

With Four Winns, you get a complete boating package. We manufacture not only boats, but the trailers that carry them. We are one of the few who do.



SureLoad™ trailers

Only SureLoad trailers provide extras like fully-welded, 11-gauge tube steel construction because we want your trailer to last. Bunks fall directly below the stringers for optimum support, and profiles are low because we want your trailer to be easy to load.



Trailer tongues are removable for storage and security. After all, we built you the finest boat; who better to build the finest trailer?




Seating Availability


| | Horizon QX/RX | Horizon RS | 200 Horizon | 220 Horizon | 240 Horizon | 195 Sundowner | 205 Sundowner | 225 Sundowner | 245 Sundowner |
|-----------------------|---------------|------------|-------------|-------------|-------------|---------------|---------------|---------------|---------------|
| Std. seating | • | • | • | • | • | • | • | • | • |
| SS (SunSport) seating | • | • | • | • | • | • | • | • | • |
| U-wrap seating | | | | | • | | | | |

• For Candia and Vista seating choices, see product pages.

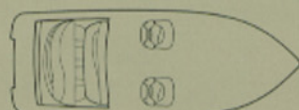
Available Seating




Standard seating with loungers



Optional seating with port and starboard swivel bucket seats



Optional SunSport seating



Optional U-wrap seating with port and starboard bucket seats

Convenience Packages

QX/RX

Stereo, Carpet, Cockpit and forward covers

Candia

Tilt wheel, Hour meter, Bow fill-in, Tables w/mounts, Cockpit cover

Horizon

Tilt wheel, Hour meter, Bow fill-in, Cockpit and forward covers

Sundowner

Tilt wheel, Hour meter, Starboard wiper, Compass, Table w/mount(s), Porta Potti (standard 245), Cockpit cover

238 Vista

Convenience 1

Tilt wheel, Compass, Trim tabs, Cockpit cover

Convenience 2**

Fire extinguishing system, Transom washdown, Starboard wiper, Aft fill-ins includes convenience 1

Marina

A/E stove, Microwave, Table w/cockpit mount, Porcelain head w/holding, Dual battery, Dockside Power, Refrigerator, Water Heater

** if ordering Convenience 2 & Marina, must choose Convenience 2 w/hot water

258 Vista

Convenience 1

Tilt wheel, Compass, Trim tabs, Cockpit cover

Convenience 2

Fire extinguishing system, Transom washdown, Starboard wiper, Aft fill-ins includes convenience 1

Marina

A/E stove, Microwave, Table w/cockpit mount, Porcelain head w/holding, Dual battery

278 Vista

Convenience 1

Tilt wheel, Compass, Trim tabs, Gas vapor detector, Cockpit cover

Convenience 2

Fire extinguishing system, Transom washdown, w/s wiper both, Aft fill-ins

Marina

A/E stove, Microwave, Table w/cockpit mounts, Spot light, 12" hatches

Standard Features

| | Horizon QX/RX | Horizon RS | 200 Horizon | 220 Horizon | 240 Horizon | Candia FS | 195 Sundowner | 205 Sundowner | 225 Sundowner | 245 Sundowner | 238 Vista | 258 Vista | 278 Vista |
|--|---------------|------------|-------------|-------------|-------------|-----------|---------------|---------------|---------------|---------------|-----------|-----------|-----------|
| Acrylic top w/concealed storage | • | • | • | • | • | • | • | • | • | • | • | • | • |
| Aluminum prop | • | • | • | • | • | • | • | • | • | • | • | • | • |
| AM/FM stereo w/cassette | | • | • | • | • | • | • | • | • | • | • | • | • |
| Anchor locker w/cradle | | • | • | • | • | • | • | • | • | • | • | • | • |
| Armorcote fade-resistant finish | • | • | • | • | • | • | • | • | • | • | • | • | • |
| Auto. bilge pump, bilge blower | • | • | • | • | • | • | • | • | • | • | • | • | • |
| Beverage holders | • | • | • | • | • | • | • | • | • | • | • | • | • |
| Cabin lights | | | | | | • | • | • | • | • | • | • | • |
| Cockpit courtesy lights | | • | • | • | • | • | • | • | • | • | • | • | • |
| Composite coaming board construction | | | • | • | • | • | • | • | • | • | • | • | • |
| Concealed horn | • | • | • | • | • | • | • | • | • | • | • | • | • |
| Depth sounder | | • | • | • | • | • | • | • | • | • | • | • | • |
| Duraframe seats with high density foam | • | • | • | • | • | • | • | • | • | • | • | • | • |
| Emergency engine shut-off system | • | • | • | • | • | • | • | • | • | • | • | • | • |
| Fanny pack | | • | • | • | • | • | • | • | • | • | • | • | • |
| Glove box | | • | • | • | • | • | • | • | • | • | • | • | • |
| Instrumentation module (VDO) | • | • | • | • | • | • | • | • | • | • | • | • | • |
| Integrated bow access steps | | • | • | • | • | • | • | • | • | • | • | • | • |
| Integrated passenger and driver armrests | | • | • | • | • | • | • | • | • | • | • | • | • |
| Integrated swim platform w/ladder | • | • | • | • | • | • | • | • | • | • | • | • | • |
| Mirror | | | | | | • | • | • | • | • | • | • | • |
| Passenger console with cooler | • | • | • | • | • | • | • | • | • | • | • | • | • |
| Passenger assist handles | • | • | • | • | • | • | • | • | • | • | • | • | • |
| Power steering (IO) | • | • | • | • | • | • | • | • | • | • | • | • | • |
| Power trim/tilt | • | • | • | • | • | • | • | • | • | • | • | • | • |
| Plexiglass cabin entry with lock | | | | | | • | • | • | • | • | • | • | • |
| Premium vinyl | • | • | • | • | • | • | • | • | • | • | • | • | • |
| Premium Olefin fiber carpeting (28 oz.) | | | | | | • | • | • | • | • | • | • | • |
| Ski/kneebow locker | • | • | • | • | • | • | • | • | • | • | • | • | • |
| Stable-Vee® hull | • | • | • | • | • | • | • | • | • | • | • | • | • |
| Stainless steel bow rail | | • | • | • | • | • | • | • | • | • | • | • | • |
| Stainless steel cleats | • | • | • | • | • | • | • | • | • | • | • | • | • |
| Stainless steel ski eye | • | • | • | • | • | • | • | • | • | • | • | • | • |
| Steering wheel, soft-touch | • | • | • | • | • | • | • | • | • | • | • | • | • |
| Step pads, anti-skid | • | • | • | • | • | • | • | • | • | • | • | • | • |
| Storage, multi-level coaming | • | • | • | • | • | • | • | • | • | • | • | • | • |
| Sure Load™ trailer | • | • | • | • | • | • | • | • | • | • | • | • | • |
| Transom mount engine vents (IO) | • | • | • | • | • | • | • | • | • | • | • | • | • |
| Two-tone finish | | • | • | • | • | • | • | • | • | • | • | • | • |
| Twelve-volt receptacle | • | • | • | • | • | • | • | • | • | • | • | • | • |
| Vee-berth fill-in cushions | | | | | | • | • | • | • | • | • | • | • |
| Vinyl-wrapped dash | | • | • | • | • | • | • | • | • | • | • | • | • |
| Walk through storage compartment | | | | | • | • | • | • | • | • | • | • | • |
| Walk-through windshield | • | • | • | • | • | • | • | • | • | • | • | • | • |
| Window, opening port lite | | | | | | • | • | • | • | • | • | • | • |
| Winning Edge™ Owner Protection | • | • | • | • | • | • | • | • | • | • | • | • | • |

Optional Features

| | Horizon QX/RX | Horizon RS | 200 Horizon | 220 Horizon | 240 Horizon | Candia FS | 195 Sundowner | 205 Sundowner | 225 Sundowner | 245 Sundowner | 238 Vista | 258 Vista | 278 Vista |
|------------------------------|---------------|------------|-------------|-------------|-------------|-----------|---------------|---------------|---------------|---------------|-----------|-----------|-----------|
| SS (SunSport) interior, IOs | A | A | A | A | A | | A | A | A | | | | |
| Fish and ski package (OB) | A | | | | | | | | | | | | |
| U-wrap interior seating | | | | | A | | | | | A | | | |
| Air Conditioning | | | | | | | | | | | | A | A |
| Alcohol electric stove | | | | | | | | | | | A | A | A |
| Batteries, dual w/switch | | | | | | | | | | A | A | A | S |
| Bow anchor roller | | | | | | | | | | | A | A | S |
| Cabin runner | | | | | | | | | | | A | A | A |
| Cabin sink | | | | | | | | A | A | A | S | S | S |
| Carpet, bow | | | A | A | A | | | | | | | | |
| Carpet, lay-in w/liner | A | S | S | S | S | A | S | S | S | S | S | A | A |
| Clock | | S | S | S | S | | | S | S | S | S | S | S |
| CO monitor | | | | | | | | | | | A | A | A |
| Cockpit sink | | | | | A | S | | | | | | | |
| Compass | | A | A | A | A | A | A | A | A | A | A | A | A |
| Convenience Package I* | A | A | A | A | A | A | A | A | A | A | A | A | A |
| Convenience Package II* | | | | | | | | | | | A | A | A |
| Fender storage | | | A | A | S | S | | | | | | | |
| Fiberglass liner | S | S | A | A | A | S | A | A | A | A | S | S | S |
| Graphics Package | | A | A | A | A | A | A | A | A | A | A | A | A |
| Head, enclosed | | | | | S | S | | | | A | S | S | S |
| Head, porcelain pump-out | | | | | | | | | | | A | A | S |
| Head, portable | | | | | S | S | A | A | A | S | S | S | S |
| Head, pump-out | | | | | A | A | A | A | A | A | A | A | S |
| Hour meter, IOs | | A | A | A | A | A | A | A | A | A | A | A | A |
| Lights, docking | | | | | | A | | | | | | | |
| Limited package* | | A | A | A | A | A | A | A | A | A | | | |
| Marina Package* | | | | | | | | | | | A | A | A |
| Oil Drip Pan | | A | A | A | A | | A | A | A | A | A | A | A |
| Helm enhancements | | S | S | S | S | S | S | S | S | S | S | S | S |
| Pillow package | | | | | | | A | A | A | A | A | A | A |
| Radar arch | | | | | | | | | | | | | A |
| Refrigerator | | | | | | | | | | | A | S | S |
| Rod holders, flush mount | | | | | | | | A | A | A | | | |
| Seating options (additional) | | | | | | | | | | | | | |
| Aft fill-in cushions | | | | | A | | | | | A | A | A | A |
| Bow fill-in cushions | A | A | A | A | A | A | | | | | | | |
| Buckets (both) | | A | A | A | A | | A | A | A | A | | | |
| Bucket (stbd.) | A | A | A | A | A | S | A | A | A | A | | | |
| Loungers, both | S | S | S | S | S | | S | S | S | S | | | |

*For details on this package, please refer to pages 2-7.

Optional Features continued

| | Horizon QX/RX | Horizon RS | 200 Horizon | 220 Horizon | 240 Horizon | Candia FS | 195 Sundowner | 205 Sundowner | 225 Sundowner | 245 Sundowner | 238 Vista | 258 Vista | 278 Vista |
|--------------------------------|---------------|------------|-------------|-------------|-------------|-----------|---------------|---------------|---------------|---------------|-----------|-----------|-----------|
| Ski pylon, OBs | A | | | | | A | A | | | | | | |
| Ski storage, in-floor | S | S | S | S | S | S | | | S | S | | | |
| Steering, tilt wheel, IOs | | A | A | A | A | A | A | A | A | A | A | A | A |
| Stereo, cassette player | A | S | S | S | S | S | S | S | S | S | S | S | S |
| Stereo, CD player | A | A | A | A | A | A | A | A | A | A | A | A | A |
| Stove, one burner | | | | | | | | | A | A | A | A | S |
| Sun pads | | | | | | | | | | | | A | A |
| Table with mount(s) | | A | A | A | A | A | A | A | A | A | A | A | A |
| Transom washdown | | | A | A | A | A | | A | A | A | A | A | A |
| Trim tabs | | | | | | A | | | | | A | A | A |
| Two-tone, gelcoat | A | S | S | S | S | S | S | S | S | S | | | |
| Walk-thru doors | | A | A | A | A | | | | | | | | |
| Walk-thru storage w/hatch | | | | | A | S | | | | | | | |
| Water heater | | | | | | | | | | | | A | S |
| Windlass | | | | | | | | | | | | | A |
| Windshield wiper (both) | | | | | | | | | | | | | A |
| Windshield wiper, (stbd.) | | A | A | A | A | | A | A | A | A | A | A | A |
| Bimini top | A | A | A | A | A | S | S | S | S | S | S | S | S |
| Camper canvas | | | | | A | | A | A | A | A | S | S | S |
| Cockpit cover | A | A | A | A | A | A | A | A | A | A | A | A | A |
| Cockpit and forward cover | A | A | A | A | A | | | | | | | | |
| Convertible top | A | S | S | S | S | | | | | | | | |
| Full canvas | A | A | A | A | A | | A | | | | | | |
| Mooring cover | A | A | A | A | A | | A | A | A | A | | | |
| Spare tire cover | A | A | A | A | A | A | A | A | A | A | A | A | A |
| Trailer, single axle | S | S | S | | | | S | S | | | | | |
| Trailer, double or triple axle | | | A | S | S | S | A | A | S | S | A | A | A |

Overton's Many of the props, apparel and accessories used in the 1998 Four Winns catalog were furnished by Overton's, the world's largest dealer of water sports equipment and accessories. All of the Overton's items featured here can be ordered through the Overton's catalogs. To receive a free copy of Overton's catalog, call 1.800.334.6541.

The value of your new boat is only as good as the people behind it. At Four Winns, you're supported by the best.

Four Winns has a complete customer support department dedicated to your satisfaction. Our parts inventories, along with files of drawings and schematics, are among the most extensive in the industry...far more than industry norms. Even if your model is several years old or out of production, we are interested in getting you back out on the water. Chances are we can help. Few others can equal that claim. That's another Four Winns value.



Your Winning Edge

Your Four Winns is backed by the Winning Edge Owner Protection Plan™, a fundamental component of your total boating package. Your new Four Winns comes with full 5-year coverage on hull structure, 2-year protection on Volvo-Penta engine and stern drives and 1-year limited warranty on factory installed systems and components. You also receive 1-year coverage on Evinrude® and Johnson® power. Extended coverage is available as well. Talk to your Four Winns Professional Marine Retailer.



WINGEAR

1.616.775.1351
FAX: 1.616.775.3963

boating sports-
wear. Top quality,
great looking, each
item carries the
recognized Four
Winns logo to tell

the world that you are a discriminating boater.

To obtain a catalog and order form, phone: 1.616.775.1351
fax: 1.616.775.3963

Our local retailer, your neighbor

Your local Four Winns Professional Retailer is an excellent source of boating information, even if you're not in the market for a new boat. You see, we choose dealers who love boating, who are sincere in seeing you as more than just a customer...but as a friend.

They're specially trained to help you select the right model for your needs. They can assist with instruction on boating safety and operation for you or your family if you like. And they provide certified service and support of your Four Winns to keep you on the water week after week, season after season, when you are ready to buy.

Winn Gear™

Look great in your new Four Winns with a complete line of Winn Gear™

Four Winns has long taken an active role in promoting safe boating and boater training. To learn more about available boater safety courses in your area, contact one of the following organizations:



Ready for more information?

We've prepared an informative video entitled "The Seven Points of Comparison" to help with your boating decision. For a copy, see your local Four Winns Professional Retailer or send \$5.00 for shipping and handling to:

Four Winns Boats
Marketing Services
925 Frisbie Street
Cadillac, MI 49601

Contact us on the Worldwide Web at: www.fourwinns.com or call 1-800-FOUR WINNS to locate your local authorized Four Winns retailer.

When you select Four Winns, you're not only choosing boating enjoyment today but for years to come. That's the Four Winns magic.



Boating Safety
Foundation
800-336-BOAT



United States
Power Squadrons®



United States Coast
Guard 800-368-5647



Your local sheriff's
department

An important note about the information in this brochure: Every effort has been made to insure that this catalog includes complete and accurate information. However, since the time of printing, some information may have been revised. Also some equipment shown within this brochure is available at extra cost. Since we do reserve the right to make changes at any time, without notice, in prices, colors, equipment, specifications, and models, we suggest that you check with your Four Winns Dealer for complete and accurate information. Armorcote is a registered trademark of Cook Composites and Polymers, Inc. Four Winns/925 Frisbie/Cadillac, MI 49601 616/775-1351 ©1998, Four Winns Boats, LP. All Rights Reserved. Four Winns is a subsidiary of Outboard Marine Corporation (OMC).
Litho in USA. 9/97.

 **FOUR WINNS**
A SUBSIDIARY OF OMC

OMC

We Take The World Boating